



MALLA REDDY COLLEGE OF ENGINEERING AND TECHNOLOGY

(Autonomous Institution – UGC, Govt. of India)

DEPARTMENT OF INFORMATION TECHNOLOGY

Attainment of PO's & Co's

(PO's ATTAINMENT R15-BATCH (2015-19))

Course Code	PO1	PO3	PO4	PO5	PO6	PO7	PO8	PO9	PO10	PO11	PO12	PSO1	PSO2	PSO3
C101			2	2.5	2.8		2.8	2.9	3	2.3	2.2			
C102	2.5	0	0	2.1	0	0	0	0	0	0	1.9	0	0	0
C103	1.2	1.6	1.6	1.5							1			0
C104	2	2.3	2.6	2.2	2.1	2.3	1.83	1.9	1.67		1.9			
C105	2.4	2.8	2.4	2.1	2.25		2.17	2.1	2.25	2.25	2.4	2.5	2.4	2.25
C106	1.8	2.2	1.4	2.1	1	1.5		1.7	1.4	2	2			
C107	2.66	2.64	2.38	2.52	1	1.5		1.94	2.38	2.166 7	2.3	2.75	2.5	2.5
C108	2.432	2.628	2.376	2.52	2	2.4	2	1.94	2.58	2.166 7	2.3	2	2	2
C109			2	2.5	2.87 5	2.37 5		2.5	2.88	2.875	2.5	2.875	2.875	2
C110	2	2	2.1		2.16 67		2.17	2.67	3	2.5	2.4			
C111	2.1		1.9	1.6			1.2				1.4			
C112	1.7	2.1	2.1	1.8							1.5			
C113	2	2.4	1.7	2	2.5		2	1.75	1.5	2.666 7	2.2	2.3	2.5	1.8
C114	1.6	1.6	1.8	1.3				1.1		0.9	1.4	1.4	1.2	1.3
C115			2	2	2.9	2.9	2.9	2	2.5		2	2	2.125	2.8
C116	2.375	3	2.875	2.37 5	2.16 67			2	2	2.666 7	2.125	2.5	3	3
C117	2.5		2	2.87 5		2.5		2.5	2.88		2.875	2.5	2	3
C118				2.5	2.87 5	2.37 5		2.5	2.88	2.875	2.5	2.875	2.875	2
C201	2.8	2.3	2.9	2.8	2	2.8	2.3	2	2	1.9	2.3	2.4	2.3	2.8
C202	2.1	2.4	2.1	2.5	1.6		1.6		2.1	1.8	2.1	2.4	2.4	2
C203	2.4	2.4	2.9		2	2.4				2.4	1.9	2.375	2.4	2.7
C204	2.5	2.8	2	2.5	2				2		2.5	2	2	2
C205	2.2	1.9	1.4	1.9	1.4				1.4		1.9	1.625	1.25	1.3333 33
C206	2.8	2.5	2	2.5	1.4			2			2.2	3	2.3	2
C209	2.5	2.875	2	2.5	2			3	2		2.5	2.166 667	2	2.1666 67
C210	3	2.5	2.5							2.25	2	3	3	2.5
C211	2.3	2.2	2.3	2	1.62 5	1	2.33	2.13	1.7	1.9	1.833 333	2.3	1.875	2.3
C212	3	3	2.5	3	2.8	2.62 5	3	2.8	2.6	3	3	3	3	2.7
C213	2.1	2.6	2.8	2.6	1.66	2.6	2.1	1.67	2	2	1.833	2.5	2.1	2.1

					67						333			
C214	2.7	2.3	2.7	2.6	2.5	2			2.17	2.875	2	2.7	2.9	3
C215	2.166 7	2.5	2.5	2.5	2			2.5	2.5	3	2.5	2.3	3	2.9
C216	2.166 7	2.5	2.2	2.4	2			2.4	2.4	2.75	2.5	2.2	2.9	2.8
C217	2.7	2.3	2.6	2.6	2	2			2.17	2.625	2	2.7	2.9	3
C220	3	2.75	2.75	2.25	2	2.75	2.38	2.5	2.88	2.833 3	2.5	2.875	2.875	2.5
C221	2.5	2.5	2	2.5	2.66 67	2.5	2.5	2.5	3	2.833 3	3	3	3	2.5
C222	2.875	2.833 3	2.5	2.75	2.83 33	3	2.25		2.5	2.166 7	2.666 667	2.875	2.875	2.875
C301	2.3	2.6	2.4	2.6	2.5	2.5	2.6	2.6	2.7	2.1	2.7	2.7	2.6	2.6
C302	2	1.6	1.9			1.37 5		2	2	1.75	1.6	2.4	1.7	1.25
C303	2.9	2.6	2.4	2.5	2.5	2.5	2	2	2.33	2.333 3	2.666 667	2.8	2.9	2.8
C304		2.5		2.5	2.5	2.5	2.5		2	3	2.5	2	2.4	2
C307	2.5	2.5	2	2.5	2.5	2.75	2	2.5	2.3	2.3	2.375	3	3	2.5
C309	2.6	2.9	2.7	2.9	2.87 5	2.87 5	2.9	2.9	3	2.4	3	3	2.9	2.9
C311	2.7	2.3	2.1	2.16 7	2.5	2.5	2.17	2.33	2.33	1.9	2.5	2.7	2.2	1.8
C312	1.625	1.25	1.75	1.33 3	2	1.25	1.5	1.63	2	1.5	1.166 667	1.375	2	1.5
C313	2.8	2.8	3	2.8	2.3	2	2.3	2	2	2	2.8	2.8	2.3	2.8
C314	2.5	2.8	2.8	2.8	2.5	2.5	2.5		2	2.4	2.8	2.5	2.9	2.9
C315		2	3	3	2	2.5	3	2.6	2.5	3	3	2	3	1.9
C316	2.4	2.7	2.5	2.7	2.62 5	2.62 5			2.1		2.166 667	2.2	2.2	2.1
C317	2	2.625	3	2.8			2.5	2.7	2.5	2	2.5	2.8	2.8	2.9
C320	2	2.625	2.75	2.87 5	2		2.63			2.375	2.5	2.875	2.375	2.375
C322	2.5	2.8	2.2	2.8	2		2.4	1.6	1.5	2.666 7	2.4	2.3	2.5	2.5
C325	1.4	1.8	1.9	2	1.7	1	0.5	0.5	0.5	2	2.4	1	1.5	1
C326	2	2.625	2.75	2.87 5	2.5	1.5	1.88	2.5	2.25	2.5	3	2.5	3	2.5
C401	2.8	2.8	2.8	2.8	2.3	2	1.6		3		3	2.5	3	
C402	2.5	2.5	2.8	2.5		2.87 5	1.5	2	2.67	2.666 7	2.7	2.9	2.5	2.5
C403	3	2.9	2.7	2.7	2.33 33			2.63	2.63	2.5	2.666 667	2.8	2.6	3
C404	2.5	2.8	2.4	2.8	2	2.5	2			2.5	2.5	2.4	2.5	2.8
C406	2.5	2.8	2.5	2.8	2	2.5	2			2.5	2.5	2.4	2.5	2.8
C410	2.5	3	2.6	2.5	2	2.12 5	2.4	2.63	2.63	2.7	2.5	2.25	2.8333 3	2.5
C412		2.625	2.625	2.75	2.12 5	2	2		2.5	2	2	2.25	2.1666 7	2.25

C413	2.75	2.875	2.625	2.75	2.5	2.625	2.5	2.75	2.75	2.75	2.875	2.5	2.5	2.66667
C416	2.7	2.8	2.9	2.1	2.4	2.75	2.5	2.7	2.8	2.7	2.9	2.4	2.2	2
C420	2.5	3	2.5	2.5	2	2.5	2	2	2.5	3	3	3	2	3
Direct assessment	2.376	2.45	2.319	2.44	2.144	2.23	2.13	2.17	2.26	2.338	2.336	2.418	2.422	2.298
Weightage (80%) -D	1.9	1.96	1.86	1.95	1.72	1.79	1.71	1.74	1.81	1.87	1.87	1.93	1.94	1.84
InDirect assessment	2.8	2.88	2.9	3	3	3	3	3	2.6	3	3	2.8	3	3
Weightage (20%) -I	0.56	0.58	0.58	0.6	0.6	0.6	0.6	0.6	0.52	0.6	0.6	0.56	0.6	0.6
Attainment Level (D+I)	2.45	2.46	2.46	2.55	2.26	2.39	2.31	2.34	2.29	2.47	2.47	2.53	2.54	2.44
Attainment	Yes	Yes	Yes	Yes	No	Yes	Yes	Yes	No	Yes	Yes	Yes	Yes	Yes

S.NO	SUBJECT CODE	SUBJECT
1	C101	English
2	C102	Mathematics-I
3	C103	Engineering Physics-I
4	C104	Engineering Chemistry
5	C105	Computer Programming With C
6	C106	Engineering Drawing
7	C107	Computer Programming Lab
8	C108	Engineering Physics / Engineering Chemistry Lab
9	C109	English Language Communication Skills Lab-I
10	C110	Professional English
11	C111	Mathematics-II
12	C112	Engineering Physics-II
13	C113	Object Oriented Programming
14	C114	Electrical Circuits
15	C115	Environmental Studies
16	C116	Object Oriented Programming Lab
17	C117	IT Workshop/Engineering Workshop

18	C118	English Language Communication Skills Lab - II
19	C119	Human Values And Societal Perspectives
20	C201	Mathematical Foundation of Computer Science
21	C202	Data Structures using C++
22	C203	Principles of Programming Languages
23	C204	Probability and Statistics
24	C205	Electronic Devices and Circuits
25	C206	Digital Logic Design
26	C207	Data Communication
27	C208	Optical Communication
28	C209	Electrical & Electronics lab
29	C210	Data Structures using C++ Lab
30	C211	Foreign Language : French/German
31	C212	Formal Language and Automata Theory
32	C213	Java Programming
33	C214	Design and Analysis of Algorithms
34	C215	Database Management Systems
35	C216	Computer Organization
36	C217	Managerial Economics and Financial Analysis
37	C218	Supply Chain Management
38	C219	Knowledge Management
39	C220	Database Management Systems Lab
40	C221	Java Programming Lab
41	C222	Gender Sensitization
42	C301	Software Engineering
43	C302	Compiler Design
44	C303	Operating Systems
45	C304	Computer Networks
46	C305	Advanced Computer Architecture
47	C306	Distributed Data Bases
48	C307	Computer Graphics
49	C308	Enterprise Resource Planning
50	C309	Management Science

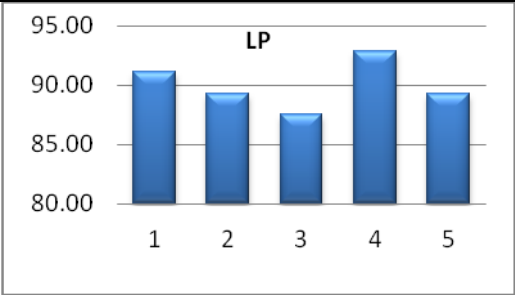
51	C310	Intellectual Property Rights
52	C311	Compiler Design Lab
53	C312	Computer Networks & Operating Systems Lab
54	C313	Technical Communication and Soft Skills
55	C314	Object Oriented Analysis and Design
56	C315	Information Security
57	C316	Web Technologies
58	C317	Software Testing Methodologies
59	C318	Information Security Management (security analyst-1)
60	C319	Introduction To Analytics (associate analytics-1)
61	C320	Distributed systems
62	C321	Neural Networks
63	C322	Embedded Systems Design
64	C323	Digital Image Processing
65	C324	Wireless Communication and Networks
66	C325	Case Tools & Web Technologies Lab
67	C326	Software Testing Methodologies Lab
68	C401	Data Warehousing and Data Mining
69	C402	LINUX Programming
70	C403	Design Patterns
71	C404	Cloud Computing
72	C405	Information Security Assessments & Audits(Security Analyst-2)
73	C406	Big-Data Analytics (Associate Analytics-2)
74	C407	Mobile Computing
75	C408	Computer Forensics
76	C409	Parallel Processing
77	C410	Semantic Web and Social Networks
78	C411	Artificial Intelligence
79	C412	Data Ware Housing and Data Mining Lab
80	C413	Linux Programming Lab

81	C414	Information Security Incident Response and Management (Security Analyst-3)
82	C415	Predictive Analytics (Associate Analytics-3)
83	C416	Web Services
84	C417	Database Security
85	C418	Scripting Languages
86	C419	Storage Area Networks
87	C420	Software Project Management
88	C421	Mini Project
89	C422	Technical Seminar
90	C423	Major Project

REGULATION R15-BATCH (2015-19)

COURSE ATTAINMENT

SNO	COURSE	COURSE ATTAINMENT					
3-1							
1.	LP	Target	0.44	0.37	0.48	0.44	0.48
		No. Students reached target	51	50	49	52	50
		% of students reached target	91.07	89.29	87.50	92.86	89.29
		Attainment level	3	3	3	3	3



Category	Attainment %
1	91.07
2	89.29
3	87.50
4	92.86
5	89.29

2.	OS	Target	0.37	0.44	0.40	0.51	0.48	<p>OS</p> <table border="1"> <thead> <tr> <th>Category</th> <th>Value</th> </tr> </thead> <tbody> <tr> <td>1</td> <td>89.29</td> </tr> <tr> <td>2</td> <td>89.29</td> </tr> <tr> <td>3</td> <td>87.50</td> </tr> <tr> <td>4</td> <td>89.29</td> </tr> <tr> <td>5</td> <td>89.29</td> </tr> </tbody> </table>	Category	Value	1	89.29	2	89.29	3	87.50	4	89.29	5	89.29
		Category	Value																	
		1	89.29																	
		2	89.29																	
3	87.50																			
4	89.29																			
5	89.29																			
No. students reached target	50	50	49	50	50															
% of students reached target	89.29	89.29	87.50	89.29	89.29															
Attainment level	3	3	3	3	3															
3.	WT	Target	0.44	0.44	0.48	0.44	0.40	<p>WT</p> <table border="1"> <thead> <tr> <th>Category</th> <th>Value</th> </tr> </thead> <tbody> <tr> <td>1</td> <td>75.00</td> </tr> <tr> <td>2</td> <td>75.00</td> </tr> <tr> <td>3</td> <td>55.36</td> </tr> <tr> <td>4</td> <td>75.00</td> </tr> <tr> <td>5</td> <td>64.29</td> </tr> </tbody> </table>	Category	Value	1	75.00	2	75.00	3	55.36	4	75.00	5	64.29
		Category	Value																	
		1	75.00																	
		2	75.00																	
3	55.36																			
4	75.00																			
5	64.29																			
No. students reached target	42	42	31	42	36															
% of students reached target	75.00	75.00	55.36	75.00	64.29															
Attainment level	3	3	1	3	2															
4.	CD	Target	0.37	0.44	0.51	0.48	0.40	<p>CD</p> <table border="1"> <thead> <tr> <th>Category</th> <th>Value</th> </tr> </thead> <tbody> <tr> <td>1</td> <td>71.43</td> </tr> <tr> <td>2</td> <td>32.14</td> </tr> <tr> <td>3</td> <td>71.43</td> </tr> <tr> <td>4</td> <td>71.43</td> </tr> <tr> <td>5</td> <td>46.43</td> </tr> </tbody> </table>	Category	Value	1	71.43	2	32.14	3	71.43	4	71.43	5	46.43
		Category	Value																	
		1	71.43																	
		2	32.14																	
3	71.43																			
4	71.43																			
5	46.43																			
No. students reached target	40	18	40	40	26															
% of students reached target	71.43	32.14	71.43	71.43	46.43															
Attainment level	3	0	3	3	0															

5.	DS	Target	0.40	0.37	0.48	0.51	0.44	<p>DS</p> <table border="1"> <thead> <tr> <th>Period</th> <th>% of students reached target</th> </tr> </thead> <tbody> <tr><td>1</td><td>96.43</td></tr> <tr><td>2</td><td>96.43</td></tr> <tr><td>3</td><td>98.21</td></tr> <tr><td>4</td><td>96.43</td></tr> <tr><td>5</td><td>98.21</td></tr> </tbody> </table>	Period	% of students reached target	1	96.43	2	96.43	3	98.21	4	96.43	5	98.21
		Period	% of students reached target																	
		1	96.43																	
		2	96.43																	
3	98.21																			
4	96.43																			
5	98.21																			
No. students reached target	54	54	55	54	55															
% of students reached target	96.43	96.43	98.21	96.43	98.21															
Attainment level	3	3	3	3	3															
6.	MS	Target	0.37	0.44	0.44	0.51	0.44	<p>MS</p> <table border="1"> <thead> <tr> <th>Period</th> <th>% of students reached target</th> </tr> </thead> <tbody> <tr><td>1</td><td>82.14</td></tr> <tr><td>2</td><td>92.86</td></tr> <tr><td>3</td><td>92.86</td></tr> <tr><td>4</td><td>69.64</td></tr> <tr><td>5</td><td>92.86</td></tr> </tbody> </table>	Period	% of students reached target	1	82.14	2	92.86	3	92.86	4	69.64	5	92.86
		Period	% of students reached target																	
		1	82.14																	
		2	92.86																	
3	92.86																			
4	69.64																			
5	92.86																			
No. students reached target	46	52	52	39	52															
% of students reached target	82.14	92.86	92.86	69.64	92.86															
Attainment level	3	3	3	3	3															
7.	LP LAB	Target	0.40	0.44	0.33	0.48	0.51	<p>LP LAB</p> <table border="1"> <thead> <tr> <th>Period</th> <th>% of students reached target</th> </tr> </thead> <tbody> <tr><td>1</td><td>94.64</td></tr> <tr><td>2</td><td>94.64</td></tr> <tr><td>3</td><td>94.64</td></tr> <tr><td>4</td><td>94.64</td></tr> <tr><td>5</td><td>94.64</td></tr> </tbody> </table>	Period	% of students reached target	1	94.64	2	94.64	3	94.64	4	94.64	5	94.64
		Period	% of students reached target																	
		1	94.64																	
		2	94.64																	
3	94.64																			
4	94.64																			
5	94.64																			
No. students reached target	53	53	53	53	53															
% of students reached target	94.64	94.64	94.64	94.64	94.64															
Attainment level	3	3	3	3	3															
8.	WT LAB	Target	0.40	0.44	0.37	0.44	0.51	<p>WT LAB</p> <table border="1"> <thead> <tr> <th>Period</th> <th>% of students reached target</th> </tr> </thead> <tbody> <tr><td>1</td><td>99.00</td></tr> <tr><td>2</td><td>99.00</td></tr> <tr><td>3</td><td>99.00</td></tr> <tr><td>4</td><td>98.00</td></tr> <tr><td>5</td><td>99.00</td></tr> </tbody> </table>	Period	% of students reached target	1	99.00	2	99.00	3	99.00	4	98.00	5	99.00
		Period	% of students reached target																	
1	99.00																			
2	99.00																			
3	99.00																			
4	98.00																			
5	99.00																			
No. students reached target	56	56	56	55	56															

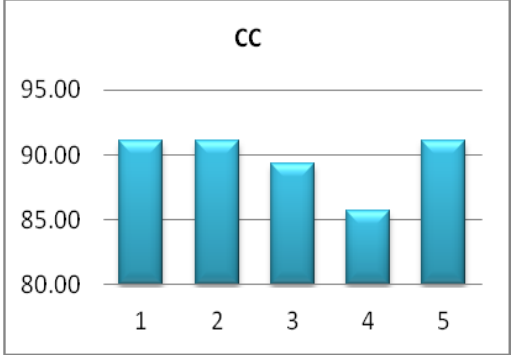
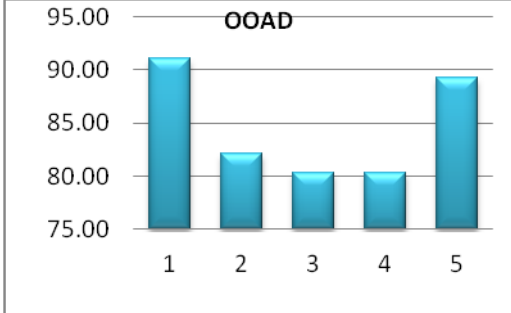
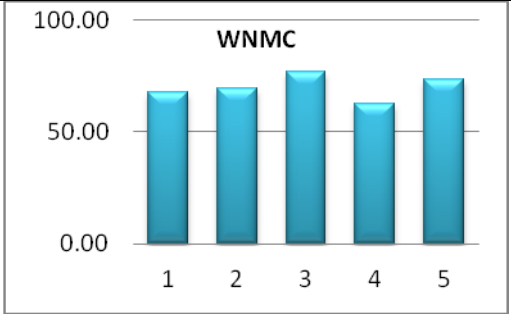
		% of students reached target	100.00	100.00	100.00	98.21	100.00	
		Attainment level	3	3	3	3	3	

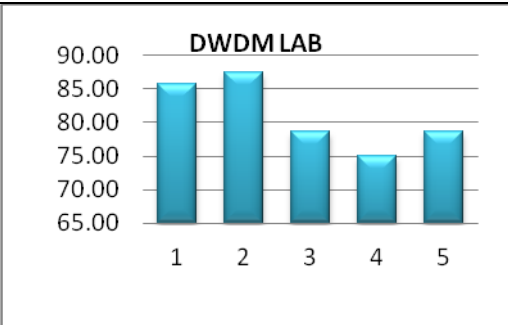
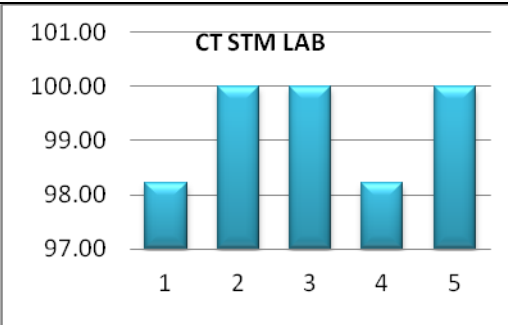
3-2

9.	CN	Target	0.40	0.37	0.51	0.40	0.51	
		No. students reached target	54	52	54	27	54	
		% of students reached target	96.43	92.86	96.43	48.21	96.43	
		Attainment level	3	3	3	0	3	

10.	STM	Target	0.40	0.44	0.48	0.48	0.40	
		No. students reached target	35	38	36	6	10	
		% of students reached target	62.50	67.86	64.29	10.71	17.86	
		Attainment level	2	2	2	0	0	

11.	DWDM	Target	0.37	0.40	0.51	0.44	0.48	
		No. students reached target	48	45	47	49	49	
		% of students reached target	85.71	80.36	83.93	87.50	87.50	

		Attainment level	3	3	3	3	3
12.	CC	Target	0.37	0.51	0.51	0.37	0.44
		No. students reached target	51	51	50	48	51
		% of students reached target	91.07	91.07	89.29	85.71	91.07
		Attainment level	3	3	3	3	3
							
13.	OOAD	Target	0.40	0.33	0.51	0.51	0.44
		No. students reached target	51	46	45	45	50
		% of students reached target	91.07	82.14	80.36	80.36	89.29
		Attainment level	3	3	3	3	3
							
14.	WNMC	Target	0.37	0.44	0.44	0.51	0.44
		No. students reached target	38	39	43	35	41
		% of students reached target	67.86	69.64	76.79	62.50	73.21
							

		Attainment level	2	3	3	2	3	
15.	DWDM LAB	Target	0.48	0.44	0.33	0.44	0.48	
		No. students reached target	48	49	44	42	44	
		% of students reached target	85.71	87.50	78.57	75.00	78.57	
		Attainment level	3	3	3	3	3	
16.	CT STM LAB	Target	0.40	0.44	0.37	0.44	0.51	
		No. students reached target	55	56	56	55	56	
		% of students reached target	98.21	100.00	100.00	98.21	100.00	
		Attainment level	3	3	3	3	3	

PO's ATTAINMENT - BATCH (2014-18)

SUBJECT CODE	PO1	PO2	PO3	PO4	PO5	PO6	PO7	PO8	PO9	PO10	PO11	PO12	PSO1	PSO2	PSO3	
C101	0	2	0	0	2.5	2.8	0	2.8	2.9	3	2.3	2.2	0	0	0	
C102	1.5	1.3		1.1	1.1							0.9			0	
C103	2.5	2.3		2.1	2.1							1.9			0	
C104	1.6	2.1	2	2	1.9							1.4			0	
C105	1.6	1.9	1.9	2	1.8	1.7	1.9	1.667	1.5	1.5		1.5				
C106	2.2	2.25	2.6	2.25	1.9	2.25		1.833	1.9	2.25	2.25	2.2	2.3	2.2	2.25	
C107	1.9	1.875	2.3	1.375	2.2	0	2		1.8	1.5	2.5	2.1				
C108	2.875	2.375	2.75	2.625	2.625				2	2.625		2.375	2.75	2.5	2.5	
C109	2.375		2.625			2.625	2.625	2		2.625			2	2	2	
C110		2.5			2.5	2.875	2.375		2.5	2.875	2.875	2.5	2.875	2.875	2	
C111	2	2	2	2.1		2.1667		2.167	2.667	3	2.5	2.4				
C201	2.6	2.5	2.1	2.7	2.6	2.1	2.6	2.1	1.667	2	1.7	2.1	2.2	2.1	2.6	
C202	2	2.3	2.4	2.625	2.4	2	1.25		2.25		2	2.1	2.5	2.5	2	
C203	1.9	2.4	1.9	2.4			1.9	1.9				1.9	1.4	2.125	1.9	2.2
C204	2	1.6	1.9					0	1.833			1.25	1.125	1.125	1.375	
C205	2.4	2.25	2.3333	2	1.8333	2.375	2.25	2.333	2.5	2.5	2.5	2.5	2	1.375	1.5	
C206	1.375	1.6667	0.75	0.5	0.75	1.5	0.5	0.5	1.125	0.75	0.75	1.375	2	1.375	0.83333	
C207	2	2.3333	2.5	2.25	3	-	-	-	2.5	-	-	2.3333	2.25	2	2.16667	
C208	2.5	3	3	2.6667	2.5	-	2	-	-	2.5	2.5	2.5	3	3	2.5	
C209	2	1.8333		3	3	1.5			1.9	1.5		1.75	2.3	2.125	2.3	
C210	2.1	1.6	1.7	2.1	2	1.9	1.5	0	2	1.667	2.125	1.5	2.4	2.4	2.1	
C211	1.9	1.9	2.4	1.9	2.4	2.1	2.25	0	2.2	1.8	2.625	2.4	2.1	1.7	1.7	
C212	2.5	0	-	3	0	2.6667	0	0	3	2.5	0	3	2.8333	2.8333	3	
C213	2.3	2.7	2.75							2.3		2.5	2.3	2.5	2.7	
C214	2.1	2.5	2.5	2.5	2.5	1.6667	2.5	2	2.5			2.125	2	2.7	2.6	
C215	2.75	2.25	2.25	2.5	2.5	2.375	2	0	2.25	2	2.5	2	2.75	2.875	3	
C216	2.5	2.875	2.75	2.75	2.625	2.75	2.5	2.375	2.5	2.875	2.8333	2.5	2.875	2.875	2.5	
C301	2.625	3	2.5	2.75	2.375	2.3333		3	2.5	2.5		2.6667	3	3	2.5	
C302	1.75	1.5	1.5	2.5	2.25		1		1.833	2.5		2.1667	2.375	2.375	2.375	
C303	1.5	2.1	2.125	1.9	1.9	1.8333	2	1.25	1.9	1.9	1.6667	1.75	2.4	2.3	2.3	
C304	2.4	2.5	2.3333	2	2.3333	2.125	2.5	1.5	1.5	1.667	1.6667	2.125	2.5	1.8	1.375	

C305	2.1	2.1	1.7	1.6	1.75	2.5	2.167	1.833	1.667	1.667	1.3333	2.1	2.1	2.2	2.1	
C306	2.167	2.625	2.5	2.25	2.75	2			2.5	2.667	2	2.625	2	2.4	2	
C307	2	2.333 3	2.5	2.25	3				2.5			2.3333	3	3	2.5	
C308	2.5	3	2.25			2		2.25		2	2.5	2	2.25	3	3	
C309	2.167					2.333 3	2.5	2.75					3	3	2.375	2
C310	2.167	2.333 3	2.25	2.5	2.8333	1.5	2.5		2.333	2.5	2.25	2.625	2.25	2.5	2.33333	
C311	2.167	2.25	2.833 3	2.5	3	2	2.667	2.25	2.5	2.5	3	2.75	2.8	2.3	2.8	
C312	2.5	2.666 7	3	2.5	3	2	2.5	3	2.125	2.5		2.7	2.5	2.9	2.9	
C313	2	2.625	2.5		2.6667			2.25		2.25	3	2	2.8	1.9	2.9	1.8
C314	2.3	2.2	1.8	2.3	2.3	1.8				1.5	2	1.8	1.8	1.8333	1.9	1.8
C315	2.6	3	2.9	2	2.9	2.25	2.875	3	2.9	3	2.4	3	2.8	2.8	2.9	
C316									2.875	3		3	2.875	2.375	2.375	
C401	1.4	1.4	1.4	1.6	1.4	0.833 3	1.4	1.4	1.333	0.833	1.3333	1.4	1.4	1.6	1.6	
C402	1	1.2	1.3	1	0.7	0.8	0.6	0.4	1.2	0.6	0.4	1.6	1	1.5	1	
C403	2.167	2.75	3	2.5	3	2.5	2.833	2.5	2.5	2.5		2.625	2.5	3	2.5	
C404	2.6	2.3	1.8	2.3	2.4	1.7	1.5	1.5	1.7	1.6	1.5	2.9	2.5	3	2.5	
C405	1.2	1.5	1.5	0.9	1.3	1.1	0.9	0.9	1.1	0.9	0.9	1.7	2.3	1.9	1.9	
C406	2.5	2.6	3	2.2	2.5		2.125	2.4	2.625	2.625	2.7	2.5	2.8	2.6	3	
C407	2.833		3		3		1.5		2.5	2	2.5	3	2.5	2.5	2.83333	
C408	2.167	2	2	1.5	2	2.333 3	1.833	1.5	2	2	2.5	3	2.5	2.5	2.83333	
C409	1.7	1.5	1.6	1.6	1	1.5	1.3	1	1.4	1.6	1	2.5	1.25	2.5	2.25	
C410	2.25	2	2.5	2.75	3				1.75	3		2.6667	2.125	2	2.125	
C411	2.5	2.75	2.75							3		2.6667	2.5	2.5	2.66667	
C412	2.6	2.6	2.8	2	2.1	2	1.8	2.1		2.4	2.1	3	2.4	2.2	2	
C413	3	2.6	2.7	2.5	3	2	2.333	2.5	3	2.7	3	3	2.6	2.1	2.6	
C414	2	2.75	2.75		3			3		2.75	3	2.875	2.625	2	2.625	
C415	2.5	2.25	2.25	1.5	1.5	2.25	1.5	1.5	2	1.5	2.25	3	2.25	2	2.5	
Avg PO	2.12	2.20	2.24	2.08	2.23	1.97	1.87	1.69	2.12	2.20	2.03	2.30	2.31	2.29	2.11	
Direct (D - 80%)	1.70	1.76	1.80	1.67	1.79	1.58	1.50	1.35	1.69	1.76	1.62	1.84	1.85	1.83	1.68	
Indirect (I)	2.75	2.50	2.50	2.25	2.75	2.50	2.50	2.50	2.50	3.00	3.00	3.00	2.75	2.75	2.75	
Indirect (20%)	0.55	0.5	0.5	0.45	0.55	0.5	0.5	0.5	0.5	0.6	0.6	0.6	0.55	0.55	0.55	
D+I	2.25	2.26	2.30	2.12	2.34	2.08	2.00	1.85	2.19	2.36	2.22	2.44	2.40	2.38	2.23	

Attainment	YES	YES	YES	YES	YES	YES	YES	NO	YES	YES	YES	YES	YES	YES	YES
------------	-----	-----	-----	-----	-----	-----	-----	----	-----	-----	-----	-----	-----	-----	-----

S.NO	SUBJECT CODE	SUBJECT
1	C101	English
2	C102	Mathematics-I
3	C103	Engineering Physics-I
4	C104	Engineering Chemistry
5	C105	Computer Programming With C
6	C106	Engineering Drawing
7	C107	Computer Programming Lab
8	C108	Engineering Physics / Engineering Chemistry Lab
9	C109	English Language Communication Skills Lab-I
10	C110	Professional English
11	C111	Mathematics-II
12	C112	Engineering Physics-II
13	C113	Object Oriented Programming
14	C114	Electrical Circuits
15	C115	Environmental Studies
16	C116	Object Oriented Programming Lab
17	C117	IT Workshop/Engineering Workshop
18	C118	English Language Communication Skills Lab - II
19	C119	Human Values And Societal Perspectives
20	C201	Mathematical Foundation of Computer Science
21	C202	Data Structures using C++
22	C203	Principles of Programming Languages
23	C204	Probability and Statistics
24	C205	Electronic Devices and Circuits
25	C206	Digital Logic Design
26	C207	Data Communication
27	C208	Optical Communication
28	C209	Electrical & Electronics lab
29	C210	Data Structures using C++ Lab

30	C211	Foreign Language : French/German
31	C212	Formal Language and Automata Theory
32	C213	Java Programming
33	C214	Design and Analysis of Algorithms
34	C215	Database Management Systems
35	C216	Computer Organization
36	C217	Managerial Economics and Financial Analysis
37	C218	Supply Chain Management
38	C219	Knowledge Management
39	C220	Database Management Systems Lab
40	C221	Java Programming Lab
41	C222	Gender Sensitization
42	C301	Software Engineering
43	C302	Compiler Design
44	C303	Operating Systems
45	C304	Computer Networks
46	C305	Advanced Computer Architecture
47	C306	Distributed Data Bases
48	C307	Computer Graphics
49	C308	Enterprise Resource Planning
50	C309	Management Science
51	C310	Intellectual Property Rights
52	C311	Compiler Design Lab
53	C312	Computer Networks & Operating Systems Lab
54	C313	Technical Communication and Soft Skills
55	C314	Object Oriented Analysis and Design
56	C315	Information Security
57	C316	Web Technologies
58	C317	Software Testing Methodologies
59	C318	Information Security Management (security analyst-1)
60	C319	Introduction To Analytics (associate analytics-1)
61	C320	Distributed systems
62	C321	Neural Networks
63	C322	Embedded Systems Design

64	C323	Digital Image Processing
65	C324	Wireless Communication and Networks
66	C325	Case Tools & Web Technologies Lab
67	C326	Software Testing Methodologies Lab
68	C401	Data Warehousing and Data Mining
69	C402	LINUX Programming
70	C403	Design Patterns
71	C404	Cloud Computing
72	C405	Information Security Assessments & Audits(Security Analyst-2)
73	C406	Big-Data Analytics (Associate Analytics-2)
74	C407	Mobile Computing
75	C408	Computer Forensics
76	C409	Parallel Processing
77	C410	Semantic Web and Social Networks
78	C411	Artificial Intelligence
79	C412	Data Ware Housing and Data Mining Lab
80	C413	Linux Programming Lab
81	C414	Information Security Incident Response and Management (Security Analyst-3)
82	C415	Predictive Analytics (Associate Analytics-3)
83	C416	Web Services
84	C417	Database Security
85	C418	Scripting Languages
86	C419	Storage Area Networks
87	C420	Software Project Management
88	C421	Mini Project
89	C422	Technical Seminar
90	C423	Major Project

REGULATION R13-BATCH (2014-18)

COURSE ATTAINMENT

SN O	COURSE	COURSE ATTAINMENT						
1.	EDC	Target	0.44	0.36	0.44	0.50	0.44	<p style="text-align: center;">COURSE OUTCOME ATTAINMENT</p>
		No. Students reached target	14	43	29	42	29	
		% of students reached target	24.56	75.44	50.88	73.68	50.88	
		Attainment level	0	3	1	3	1	
2.	MFC S	Target	0.47	0.36	0.36	0.52	0.36	<p style="text-align: center;">COURSE OUTCOME ATTAINMENT</p>
		No. students reached target	38	35	48	46	48	
		% of students reached target	65.52	60.34	82.76	79.31	82.76	
		Attainment level	2	2	3	3	3	
3.	DS	Target	0.50	0.39	0.36	0.50	0.36	<p style="text-align: center;">COURSE OUTCOME ATTAINMENT</p>
		No. students reached target	6	42	42	42	42	
		% of students reached target	10.34	72.41	72.41	72.41	72.41	
		Attainment level	0	3	3	3	3	
4.	BEE	Target	0.50	0.39	0.36	0.50	0.36	<p style="text-align: center;">COURSE OUTCOME ATTAINMENT</p>

		No. students reached target	15	36	36	9	36													
		% of students reached target	25.86	62.07	62.07	15.52	62.07													
		Attainment level	0	2	2	0	2													
5.	P&S	Target	0.44	0.39	0.39	0.52	0.39	<p>COURSE OUTCOME ATTAINMENT</p> <table border="1"> <thead> <tr> <th>Course Outcome</th> <th>Attainment (%)</th> </tr> </thead> <tbody> <tr> <td>1</td> <td>58.62</td> </tr> <tr> <td>2</td> <td>79.31</td> </tr> <tr> <td>3</td> <td>22.41</td> </tr> <tr> <td>4</td> <td>70.69</td> </tr> <tr> <td>5</td> <td>79.31</td> </tr> </tbody> </table>	Course Outcome	Attainment (%)	1	58.62	2	79.31	3	22.41	4	70.69	5	79.31
Course Outcome		Attainment (%)																		
1		58.62																		
2		79.31																		
3	22.41																			
4	70.69																			
5	79.31																			
	No. students reached target	34	46	13	41	46														
	% of students reached target	58.62	79.31	22.41	70.69	79.31														
	Attainment level	1	3	0	3	3														
6.	DLD &CO	Target	0.44	0.47	0.41	0.47	0.41	<p>COURSE OUTCOME ATTAINMENT</p> <table border="1"> <thead> <tr> <th>Course Outcome</th> <th>Attainment (%)</th> </tr> </thead> <tbody> <tr> <td>1</td> <td>41.38</td> </tr> <tr> <td>2</td> <td>74.14</td> </tr> <tr> <td>3</td> <td>51.72</td> </tr> <tr> <td>4</td> <td>74.14</td> </tr> <tr> <td>5</td> <td>74.14</td> </tr> </tbody> </table>	Course Outcome	Attainment (%)	1	41.38	2	74.14	3	51.72	4	74.14	5	74.14
Course Outcome		Attainment (%)																		
1		41.38																		
2		74.14																		
3	51.72																			
4	74.14																			
5	74.14																			
	No. students reached target	24	43	30	43	43														
	% of students reached target	41.38	74.14	51.72	74.14	74.14														
	Attainment level	0	3	1	3	3														
7.	EE LAB	Target	0.47	0.44	0.41	0.47	0.41	<p>COURSE OUTCOME ATTAINMENT</p> <table border="1"> <thead> <tr> <th>Course Outcome</th> <th>Attainment (%)</th> </tr> </thead> <tbody> <tr> <td>1</td> <td>65.00</td> </tr> <tr> <td>2</td> <td>71.67</td> </tr> <tr> <td>3</td> <td>51.67</td> </tr> <tr> <td>4</td> <td>73.33</td> </tr> <tr> <td>5</td> <td>73.33</td> </tr> </tbody> </table>	Course Outcome	Attainment (%)	1	65.00	2	71.67	3	51.67	4	73.33	5	73.33
Course Outcome		Attainment (%)																		
1		65.00																		
2	71.67																			
3	51.67																			
4	73.33																			
5	73.33																			
	No. students reached target	39	43	31	44	44														
	% of students reached target	65.00	71.67	51.67	73.33	73.33														

		Attainment level	2	3	1	3	3													
8.	DS LAB	Target	0.47	0.44	0.44	0.44	0.44	<p>COURSE OUTCOME ATTAINMENT</p> <table border="1"> <thead> <tr> <th>Course Outcome</th> <th>Attainment (%)</th> </tr> </thead> <tbody> <tr> <td>1</td> <td>81.67</td> </tr> <tr> <td>2</td> <td>81.67</td> </tr> <tr> <td>3</td> <td>76.67</td> </tr> <tr> <td>4</td> <td>81.67</td> </tr> <tr> <td>5</td> <td>81.67</td> </tr> </tbody> </table>	Course Outcome	Attainment (%)	1	81.67	2	81.67	3	76.67	4	81.67	5	81.67
		Course Outcome	Attainment (%)																	
		1	81.67																	
		2	81.67																	
3	76.67																			
4	81.67																			
5	81.67																			
No. students reached target	49	49	46	49	49															
% of students reached target	81.67	81.67	76.67	81.67	81.67															
Attainment level	3	3	3	3	3															
9.	PPL	Target	0.50	0.44	0.39	0.47	0.39	<p>COURSE OUTCOME ATTAINMENT</p> <table border="1"> <thead> <tr> <th>Course Outcome</th> <th>Attainment (%)</th> </tr> </thead> <tbody> <tr> <td>1</td> <td>59.65</td> </tr> <tr> <td>2</td> <td>64.91</td> </tr> <tr> <td>3</td> <td>56.14</td> </tr> <tr> <td>4</td> <td>85.96</td> </tr> <tr> <td>5</td> <td>85.96</td> </tr> </tbody> </table>	Course Outcome	Attainment (%)	1	59.65	2	64.91	3	56.14	4	85.96	5	85.96
Course Outcome		Attainment (%)																		
1		59.65																		
2		64.91																		
3	56.14																			
4	85.96																			
5	85.96																			
No. students reached target	34	37	32	49	49															
% of students reached target	59.65	64.91	56.14	85.96	85.96															
Attainment level	1	2	1	3	3															
10.	DBMS	Target	0.47	0.39	0.39	0.47	0.39	<p>COURSE OUTCOME ATTAINMENT</p> <table border="1"> <thead> <tr> <th>Course Outcome</th> <th>Attainment (%)</th> </tr> </thead> <tbody> <tr> <td>1</td> <td>77.59</td> </tr> <tr> <td>2</td> <td>77.59</td> </tr> <tr> <td>3</td> <td>77.59</td> </tr> <tr> <td>4</td> <td>12.07</td> </tr> <tr> <td>5</td> <td>77.59</td> </tr> </tbody> </table>	Course Outcome	Attainment (%)	1	77.59	2	77.59	3	77.59	4	12.07	5	77.59
Course Outcome		Attainment (%)																		
1		77.59																		
2		77.59																		
3	77.59																			
4	12.07																			
5	77.59																			
No. students reached target	45	45	45	7	45															
% of students reached target	77.59	77.59	77.59	12.07	77.59															
Attainment level	3	3	3	0	3															
11.	DAA	Target	0.55	0.39	0.33	0.47	0.33	<p>COURSE OUTCOME ATTAINMENT</p> <table border="1"> <thead> <tr> <th>Course Outcome</th> <th>Attainment (%)</th> </tr> </thead> <tbody> <tr> <td>1</td> <td>63.79</td> </tr> <tr> <td>2</td> <td>82.76</td> </tr> <tr> <td>3</td> <td>63.79</td> </tr> <tr> <td>4</td> <td>62.07</td> </tr> <tr> <td>5</td> <td>82.76</td> </tr> </tbody> </table>	Course Outcome	Attainment (%)	1	63.79	2	82.76	3	63.79	4	62.07	5	82.76
Course Outcome		Attainment (%)																		
1		63.79																		
2	82.76																			
3	63.79																			
4	62.07																			
5	82.76																			
No. students reached target	37	48	37	36	48															
% of students	63.79	82.76	63.79	62.07	82.76															

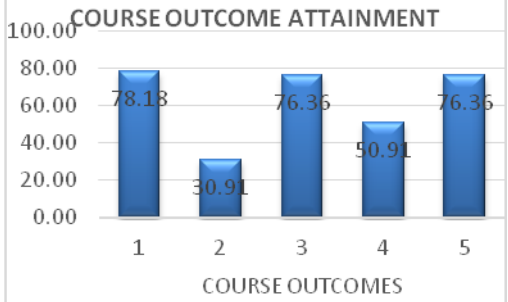
		reached target																		
		Attainment level	2	3	2	2	3													
12.	JAV A	Target	0.47	0.47	0.36	0.44	0.36	<p>COURSE OUTCOME ATTAINMENT</p> <table border="1"> <thead> <tr> <th>Course Outcome</th> <th>Attainment (%)</th> </tr> </thead> <tbody> <tr> <td>1</td> <td>82.76</td> </tr> <tr> <td>2</td> <td>63.79</td> </tr> <tr> <td>3</td> <td>84.48</td> </tr> <tr> <td>4</td> <td>39.66</td> </tr> <tr> <td>5</td> <td>86.21</td> </tr> </tbody> </table>	Course Outcome	Attainment (%)	1	82.76	2	63.79	3	84.48	4	39.66	5	86.21
Course Outcome		Attainment (%)																		
1		82.76																		
2		63.79																		
3	84.48																			
4	39.66																			
5	86.21																			
	No. students reached target	48	37	49	23	50														
	% of students reached target	82.76	63.79	84.48	39.66	86.21														
	Attainment level	3	2	3	0	3														
13.	ES	Target	0.36	0.44	0.41	0.52	0.41	<p>COURSE OUTCOME ATTAINMENT</p> <table border="1"> <thead> <tr> <th>Course Outcome</th> <th>Attainment (%)</th> </tr> </thead> <tbody> <tr> <td>1</td> <td>87.93</td> </tr> <tr> <td>2</td> <td>91.38</td> </tr> <tr> <td>3</td> <td>82.76</td> </tr> <tr> <td>4</td> <td>89.66</td> </tr> <tr> <td>5</td> <td>91.38</td> </tr> </tbody> </table>	Course Outcome	Attainment (%)	1	87.93	2	91.38	3	82.76	4	89.66	5	91.38
Course Outcome		Attainment (%)																		
1		87.93																		
2		91.38																		
3	82.76																			
4	89.66																			
5	91.38																			
	No. students reached target	51	53	48	52	53														
	% of students reached target	87.93	91.38	82.76	89.66	91.38														
	Attainment level	3	3	3	3	3														
14.	DC	Target	0.47	0.41	0.41	0.44	0.41	<p>COURSE OUTCOME ATTAINMENT</p> <table border="1"> <thead> <tr> <th>Course Outcome</th> <th>Attainment (%)</th> </tr> </thead> <tbody> <tr> <td>1</td> <td>77.59</td> </tr> <tr> <td>2</td> <td>70.69</td> </tr> <tr> <td>3</td> <td>70.69</td> </tr> <tr> <td>4</td> <td>77.59</td> </tr> <tr> <td>5</td> <td>84.48</td> </tr> </tbody> </table>	Course Outcome	Attainment (%)	1	77.59	2	70.69	3	70.69	4	77.59	5	84.48
Course Outcome		Attainment (%)																		
1		77.59																		
2		70.69																		
3	70.69																			
4	77.59																			
5	84.48																			
	No. students reached target	45	41	41	45	49														
	% of students reached target	77.59	70.69	70.69	77.59	84.48														
	Attainment level	3	3	3	3	3														
15.	JAV A LAB	Target	0.39	0.44	0.47	0.47	0.47	<p>COURSE OUTCOME ATTAINMENT</p> <table border="1"> <thead> <tr> <th>Course Outcome</th> <th>Attainment (%)</th> </tr> </thead> <tbody> <tr> <td>1</td> <td>81.03</td> </tr> <tr> <td>2</td> <td>82.75</td> </tr> <tr> <td>3</td> <td>82.75</td> </tr> <tr> <td>4</td> <td>82.75</td> </tr> <tr> <td>5</td> <td>82.75</td> </tr> </tbody> </table>	Course Outcome	Attainment (%)	1	81.03	2	82.75	3	82.75	4	82.75	5	82.75
Course Outcome		Attainment (%)																		
1	81.03																			
2	82.75																			
3	82.75																			
4	82.75																			
5	82.75																			
	No. students reached target	47	48	48	48	48														

		% of students reached target	81.03	82.76	82.76	82.76	82.76													
		Attainment level	3	3	3	3	3													
16.	DBM S LAB	Target	0.50	0.41	0.44	0.41	0.44	<p>COURSE OUTCOME ATTAINMENT</p> <table border="1"> <caption>COURSE OUTCOME ATTAINMENT (DBM S LAB)</caption> <thead> <tr> <th>Course Outcome</th> <th>Attainment (%)</th> </tr> </thead> <tbody> <tr> <td>1</td> <td>81.03</td> </tr> <tr> <td>2</td> <td>79.31</td> </tr> <tr> <td>3</td> <td>77.59</td> </tr> <tr> <td>4</td> <td>68.97</td> </tr> <tr> <td>5</td> <td>77.59</td> </tr> </tbody> </table>	Course Outcome	Attainment (%)	1	81.03	2	79.31	3	77.59	4	68.97	5	77.59
Course Outcome		Attainment (%)																		
1		81.03																		
2		79.31																		
3	77.59																			
4	68.97																			
5	77.59																			
	No. students reached target	47	46	45	40	45														
	% of students reached target	81.03	79.31	77.59	68.97	77.59														
	Attainment level	3	3	3	2	3														
3-1																				
17.	CD	Target	0.47	0.36	0.44	0.47	0.44	<p>COURSE OUTCOME ATTAINMENT</p> <table border="1"> <caption>COURSE OUTCOME ATTAINMENT (CD)</caption> <thead> <tr> <th>Course Outcome</th> <th>Attainment (%)</th> </tr> </thead> <tbody> <tr> <td>1</td> <td>69.09</td> </tr> <tr> <td>2</td> <td>85.45</td> </tr> <tr> <td>3</td> <td>76.36</td> </tr> <tr> <td>4</td> <td>69.09</td> </tr> <tr> <td>5</td> <td>76.36</td> </tr> </tbody> </table>	Course Outcome	Attainment (%)	1	69.09	2	85.45	3	76.36	4	69.09	5	76.36
Course Outcome		Attainment (%)																		
1		69.09																		
2		85.45																		
3	76.36																			
4	69.09																			
5	76.36																			
	No. students reached target	38	47	42	38	42														
	% of students reached target	69.09	85.45	76.36	69.09	76.36														
	Attainment level	3	3	3	3	3														
18.	LP	Target	0.50	0.39	0.44	0.41	0.44	<p>COURSE OUTCOME ATTAINMENT</p> <table border="1"> <caption>COURSE OUTCOME ATTAINMENT (LP)</caption> <thead> <tr> <th>Course Outcome</th> <th>Attainment (%)</th> </tr> </thead> <tbody> <tr> <td>1</td> <td>76.36</td> </tr> <tr> <td>2</td> <td>78.18</td> </tr> <tr> <td>3</td> <td>50.91</td> </tr> <tr> <td>4</td> <td>21.82</td> </tr> <tr> <td>5</td> <td>50.91</td> </tr> </tbody> </table>	Course Outcome	Attainment (%)	1	76.36	2	78.18	3	50.91	4	21.82	5	50.91
Course Outcome		Attainment (%)																		
1		76.36																		
2		78.18																		
3	50.91																			
4	21.82																			
5	50.91																			
	No. students reached target	42	43	28	12	28														
	% of students reached target	76.36	78.18	50.91	21.82	50.91														
	Attainment level	3	3	1	0	1														
19.	SE	Target	0.47	0.33	0.50	0.44	0.50	<p>COURSE OUTCOME ATTAINMENT</p> <table border="1"> <caption>COURSE OUTCOME ATTAINMENT (SE)</caption> <thead> <tr> <th>Course Outcome</th> <th>Attainment (%)</th> </tr> </thead> <tbody> <tr> <td>1</td> <td>58.18</td> </tr> <tr> <td>2</td> <td>87.27</td> </tr> <tr> <td>3</td> <td>87.27</td> </tr> <tr> <td>4</td> <td>32.73</td> </tr> <tr> <td>5</td> <td>50.91</td> </tr> </tbody> </table>	Course Outcome	Attainment (%)	1	58.18	2	87.27	3	87.27	4	32.73	5	50.91
Course Outcome	Attainment (%)																			
1	58.18																			
2	87.27																			
3	87.27																			
4	32.73																			
5	50.91																			

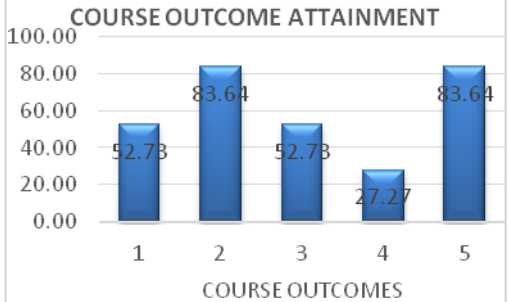
		No. students reached target	32	48	48	18	28
		% of students reached target	58.18	87.27	87.27	32.73	50.91
		Attainment level	1	3	3	0	1

--	--	--	--	--	--	--	--

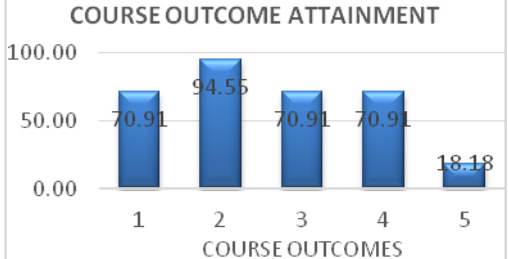
20.	OS	Target	0.44	0.36	0.47	0.44	0.47
		No. students reached target	43	17	42	28	42
		% of students reached target	78.18	30.91	76.36	50.91	76.36
		Attainment level	3	0	3	1	3



21.	CN	Target	0.47	0.33	0.47	0.44	0.47
		No. students reached target	29	46	29	15	46
		% of students reached target	52.73	83.64	52.73	27.27	83.64
		Attainment level	1	3	1	0	3



22.	MEF A	Target	0.47	0.36	0.47	0.47	0.47
		No. students reached target	39	52	39	39	10
		% of students reached target	70.91	94.55	70.91	70.91	18.18



		Attainment level	3	3	3	3	0													
23.	OS LAB	Target	0.47	0.33	0.47	0.47	0.47	<p>COURSE OUTCOME ATTAINMENT</p> <table border="1"> <thead> <tr> <th>Course Outcome</th> <th>Attainment (%)</th> </tr> </thead> <tbody> <tr> <td>1</td> <td>74.55</td> </tr> <tr> <td>2</td> <td>78.18</td> </tr> <tr> <td>3</td> <td>74.55</td> </tr> <tr> <td>4</td> <td>74.55</td> </tr> <tr> <td>5</td> <td>74.55</td> </tr> </tbody> </table>	Course Outcome	Attainment (%)	1	74.55	2	78.18	3	74.55	4	74.55	5	74.55
		Course Outcome	Attainment (%)																	
		1	74.55																	
		2	78.18																	
3	74.55																			
4	74.55																			
5	74.55																			
No. students reached target	41	43	41	41	41															
% of students reached target	74.55	78.18	74.55	74.55	74.55															
Attainment level	3	3	3	3	3															
24.	CN LAB	Target	0.50	0.30	0.50	0.44	0.50	<p>COURSE OUTCOME ATTAINMENT</p> <table border="1"> <thead> <tr> <th>Course Outcome</th> <th>Attainment (%)</th> </tr> </thead> <tbody> <tr> <td>1</td> <td>100.00</td> </tr> <tr> <td>2</td> <td>100.00</td> </tr> <tr> <td>3</td> <td>100.00</td> </tr> <tr> <td>4</td> <td>100.00</td> </tr> <tr> <td>5</td> <td>100.00</td> </tr> </tbody> </table>	Course Outcome	Attainment (%)	1	100.00	2	100.00	3	100.00	4	100.00	5	100.00
		Course Outcome	Attainment (%)																	
		1	100.00																	
		2	100.00																	
3	100.00																			
4	100.00																			
5	100.00																			
No. students reached target	55	55	55	55	55															
% of students reached target	100.00	100.00	100.00	100.00	100.00															
Attainment level	3	3	3	3	3															

3-2

25.	CC	Target	0.47	0.36	0.47	0.44	0.47	<p>COURSE OUTCOME ATTAINMENT</p> <table border="1"> <thead> <tr> <th>Course Outcome</th> <th>Attainment (%)</th> </tr> </thead> <tbody> <tr> <td>1</td> <td>79.63</td> </tr> <tr> <td>2</td> <td>94.44</td> </tr> <tr> <td>3</td> <td>79.63</td> </tr> <tr> <td>4</td> <td>61.11</td> </tr> <tr> <td>5</td> <td>79.63</td> </tr> </tbody> </table>	Course Outcome	Attainment (%)	1	79.63	2	94.44	3	79.63	4	61.11	5	79.63
		Course Outcome	Attainment (%)																	
		1	79.63																	
		2	94.44																	
3	79.63																			
4	61.11																			
5	79.63																			
No. students reached target	43	51	43	33	43															
% of students reached target	79.63	94.44	79.63	61.11	79.63															
Attainment level	3	3	3	2	3															
26.	WT	Target	0.44	0.41	0.39	0.47	0.39	<p>COURSE OUTCOME ATTAINMENT</p> <table border="1"> <thead> <tr> <th>Course Outcome</th> <th>Attainment (%)</th> </tr> </thead> <tbody> <tr> <td>1</td> <td>66.67</td> </tr> <tr> <td>2</td> <td>83.33</td> </tr> <tr> <td>3</td> <td>51.85</td> </tr> <tr> <td>4</td> <td>61.11</td> </tr> <tr> <td>5</td> <td>83.33</td> </tr> </tbody> </table>	Course Outcome	Attainment (%)	1	66.67	2	83.33	3	51.85	4	61.11	5	83.33
		Course Outcome	Attainment (%)																	
1	66.67																			
2	83.33																			
3	51.85																			
4	61.11																			
5	83.33																			
No. students reached target	36	45	28	33	45															

		% of students reached target	66.67	83.33	51.85	61.11	83.33													
		Attainment level	2	3	1	2	3													
27.	OOA D	Target	0.47	0.39	0.41	0.41	0.41	<p>COURSE OUTCOME ATTAINMENT</p> <table border="1"> <thead> <tr> <th>Course Outcome</th> <th>Attainment (%)</th> </tr> </thead> <tbody> <tr> <td>1</td> <td>81.48</td> </tr> <tr> <td>2</td> <td>90.74</td> </tr> <tr> <td>3</td> <td>88.89</td> </tr> <tr> <td>4</td> <td>66.67</td> </tr> <tr> <td>5</td> <td>96.30</td> </tr> </tbody> </table>	Course Outcome	Attainment (%)	1	81.48	2	90.74	3	88.89	4	66.67	5	96.30
Course Outcome		Attainment (%)																		
1		81.48																		
2		90.74																		
3	88.89																			
4	66.67																			
5	96.30																			
	No. students reached target	44	49	48	36	52														
	% of students reached target	81.48	90.74	88.89	66.67	96.30														
	Attainment level	3	3	3	2	3														
28.	HVP E	Target	0.47	0.33	0.41	0.52	0.41	<p>COURSE OUTCOME ATTAINMENT</p> <table border="1"> <thead> <tr> <th>Course Outcome</th> <th>Attainment (%)</th> </tr> </thead> <tbody> <tr> <td>1</td> <td>88.89</td> </tr> <tr> <td>2</td> <td>79.63</td> </tr> <tr> <td>3</td> <td>94.44</td> </tr> <tr> <td>4</td> <td>94.44</td> </tr> <tr> <td>5</td> <td>94.44</td> </tr> </tbody> </table>	Course Outcome	Attainment (%)	1	88.89	2	79.63	3	94.44	4	94.44	5	94.44
Course Outcome		Attainment (%)																		
1		88.89																		
2		79.63																		
3	94.44																			
4	94.44																			
5	94.44																			
	No. students reached target	48	43	51	51	51														
	% of students reached target	88.89	79.63	94.44	94.44	94.44														
	Attainment level	3	3	3	3	3														
29.	DW DM	Target	0.47	0.39	0.50	0.36	0.50	<p>COURSE OUTCOME ATTAINMENT</p> <table border="1"> <thead> <tr> <th>Course Outcome</th> <th>Attainment (%)</th> </tr> </thead> <tbody> <tr> <td>1</td> <td>83.33</td> </tr> <tr> <td>2</td> <td>90.74</td> </tr> <tr> <td>3</td> <td>90.74</td> </tr> <tr> <td>4</td> <td>81.48</td> </tr> <tr> <td>5</td> <td>72.22</td> </tr> </tbody> </table>	Course Outcome	Attainment (%)	1	83.33	2	90.74	3	90.74	4	81.48	5	72.22
Course Outcome		Attainment (%)																		
1		83.33																		
2		90.74																		
3	90.74																			
4	81.48																			
5	72.22																			
	No. students reached target	45	49	49	44	39														
	% of students reached target	83.33	90.74	90.74	81.48	72.22														
	Attainment level	3	3	3	3	3														
30	STM	Target	0.47	0.39	0.47	0.39	0.47	<p>Course Outcome Attainment</p> <table border="1"> <thead> <tr> <th>Course Outcome</th> <th>Attainment (%)</th> </tr> </thead> <tbody> <tr> <td>1</td> <td>74.07</td> </tr> <tr> <td>2</td> <td>90.74</td> </tr> <tr> <td>3</td> <td>74.07</td> </tr> <tr> <td>4</td> <td>90.74</td> </tr> <tr> <td>5</td> <td>74.07</td> </tr> </tbody> </table>	Course Outcome	Attainment (%)	1	74.07	2	90.74	3	74.07	4	90.74	5	74.07
Course Outcome		Attainment (%)																		
1		74.07																		
2	90.74																			
3	74.07																			
4	90.74																			
5	74.07																			
	No. students reached target	40	49	40	49	40														
	% of students reached target	74.07	90.74	74.07	90.74	74.07														

		Attainment level	3	3	3	3	3													
31	DW DM LAB	Target	0.44	0.33	0.50	0.41	0.50	<p>DM LAB</p> <table border="1"> <thead> <tr> <th>Course Outcome</th> <th>Attainment (%)</th> </tr> </thead> <tbody> <tr> <td>1</td> <td>90.74</td> </tr> <tr> <td>2</td> <td>64.81</td> </tr> <tr> <td>3</td> <td>96.30</td> </tr> <tr> <td>4</td> <td>96.30</td> </tr> <tr> <td>5</td> <td>96.30</td> </tr> </tbody> </table>	Course Outcome	Attainment (%)	1	90.74	2	64.81	3	96.30	4	96.30	5	96.30
		Course Outcome	Attainment (%)																	
		1	90.74																	
		2	64.81																	
3	96.30																			
4	96.30																			
5	96.30																			
No. students reached target	49	35	52	52	52															
% of students reached target	90.74	64.81	96.30	96.30	96.30															
Attainment level	3	2	3	3	3															
32	WT LAB	Target	0.47	0.39	0.47	0.39	0.47	<p>Course Outcome attainment</p> <table border="1"> <thead> <tr> <th>Course Outcome</th> <th>Attainment (%)</th> </tr> </thead> <tbody> <tr> <td>1</td> <td>92.59</td> </tr> <tr> <td>2</td> <td>100.00</td> </tr> <tr> <td>3</td> <td>92.59</td> </tr> <tr> <td>4</td> <td>100.00</td> </tr> <tr> <td>5</td> <td>100.00</td> </tr> </tbody> </table>	Course Outcome	Attainment (%)	1	92.59	2	100.00	3	92.59	4	100.00	5	100.00
		Course Outcome	Attainment (%)																	
		1	92.59																	
		2	100.00																	
3	92.59																			
4	100.00																			
5	100.00																			
No. students reached target	50	54	50	54	54															
% of students reached target	92.59	100.00	92.59	100.00	100.00															
Attainment level	3	3	3	3	3															
4-1																				
33	IS	Target	0.44	0.41	0.44	0.47	0.44	<p>COURSE OUTCOME ATTAINMENT</p> <table border="1"> <thead> <tr> <th>Course Outcome</th> <th>Attainment (%)</th> </tr> </thead> <tbody> <tr> <td>1</td> <td>63.79</td> </tr> <tr> <td>2</td> <td>79.31</td> </tr> <tr> <td>3</td> <td>63.79</td> </tr> <tr> <td>4</td> <td>37.93</td> </tr> <tr> <td>5</td> <td>63.79</td> </tr> </tbody> </table>	Course Outcome	Attainment (%)	1	63.79	2	79.31	3	63.79	4	37.93	5	63.79
		Course Outcome	Attainment (%)																	
		1	63.79																	
		2	79.31																	
3	63.79																			
4	37.93																			
5	63.79																			
No. students reached target	37	46	37	22	37															
% of students reached target	63.79	79.31	63.79	37.93	63.79															
Attainment level	2	3	2	0	2															
34	IRS	Target	0.47	0.36	0.36	0.52	0.36	<p>COURSE OUTCOME ATTAINMENT</p> <table border="1"> <thead> <tr> <th>Course Outcome</th> <th>Attainment (%)</th> </tr> </thead> <tbody> <tr> <td>1</td> <td>87.93</td> </tr> <tr> <td>2</td> <td>87.93</td> </tr> <tr> <td>3</td> <td>89.66</td> </tr> <tr> <td>4</td> <td>87.93</td> </tr> <tr> <td>5</td> <td>89.66</td> </tr> </tbody> </table>	Course Outcome	Attainment (%)	1	87.93	2	87.93	3	89.66	4	87.93	5	89.66
		Course Outcome	Attainment (%)																	
		1	87.93																	
2	87.93																			
3	89.66																			
4	87.93																			
5	89.66																			
No. students reached target	51	51	52	51	52															
% of students reached target	87.93	87.93	89.66	87.93	89.66															

		Attainment level	3	3	3	3	3													
35	DP	Target	0.55	0.39	0.36	0.44	0.36	<p>COURSE OUTCOME ATTAINMENT</p> <table border="1"> <thead> <tr> <th>Course Outcome</th> <th>Attainment (%)</th> </tr> </thead> <tbody> <tr> <td>1</td> <td>50.00</td> </tr> <tr> <td>2</td> <td>74.14</td> </tr> <tr> <td>3</td> <td>75.86</td> </tr> <tr> <td>4</td> <td>31.03</td> </tr> <tr> <td>5</td> <td>75.86</td> </tr> </tbody> </table>	Course Outcome	Attainment (%)	1	50.00	2	74.14	3	75.86	4	31.03	5	75.86
		Course Outcome	Attainment (%)																	
		1	50.00																	
		2	74.14																	
3	75.86																			
4	31.03																			
5	75.86																			
No. students reached target	29	43	44	18	44															
% of students reached target	50.00	74.14	75.86	31.03	75.86															
Attainment level	1	3	3	0	3															
36	MA D	Target	0.50	0.39	0.36	0.50	0.36	<p>COURSE OUTCOME ATTAINMENT</p> <table border="1"> <thead> <tr> <th>Course Outcome</th> <th>Attainment (%)</th> </tr> </thead> <tbody> <tr> <td>1</td> <td>74.14</td> </tr> <tr> <td>2</td> <td>94.83</td> </tr> <tr> <td>3</td> <td>93.10</td> </tr> <tr> <td>4</td> <td>51.72</td> </tr> <tr> <td>5</td> <td>93.10</td> </tr> </tbody> </table>	Course Outcome	Attainment (%)	1	74.14	2	94.83	3	93.10	4	51.72	5	93.10
		Course Outcome	Attainment (%)																	
		1	74.14																	
		2	94.83																	
3	93.10																			
4	51.72																			
5	93.10																			
No. students reached target	43	55	54	30	54															
% of students reached target	74.14	94.83	93.10	51.72	93.10															
Attainment level	3	3	3	1	3															
37	HCI	Target	0.39	0.39	0.41	0.55	0.41	<p>COURSE OUTCOME ATTAINMENT</p> <table border="1"> <thead> <tr> <th>Course Outcome</th> <th>Attainment (%)</th> </tr> </thead> <tbody> <tr> <td>1</td> <td>50.00</td> </tr> <tr> <td>2</td> <td>81.03</td> </tr> <tr> <td>3</td> <td>81.03</td> </tr> <tr> <td>4</td> <td>72.41</td> </tr> <tr> <td>5</td> <td>81.03</td> </tr> </tbody> </table>	Course Outcome	Attainment (%)	1	50.00	2	81.03	3	81.03	4	72.41	5	81.03
		Course Outcome	Attainment (%)																	
		1	50.00																	
		2	81.03																	
3	81.03																			
4	72.41																			
5	81.03																			
No. students reached target	29	47	47	42	47															
% of students reached target	50.00	81.03	81.03	72.41	81.03															
Attainment level	1	3	3	3	3															
38	WN MC	Target	0.39	0.44	0.50	0.44	0.50	<p>COURSE OUTCOME ATTAINMENT</p> <table border="1"> <thead> <tr> <th>Course Outcome</th> <th>Attainment (%)</th> </tr> </thead> <tbody> <tr> <td>1</td> <td>50.00</td> </tr> <tr> <td>2</td> <td>75.86</td> </tr> <tr> <td>3</td> <td>89.66</td> </tr> <tr> <td>4</td> <td>75.86</td> </tr> <tr> <td>5</td> <td>50.00</td> </tr> </tbody> </table>	Course Outcome	Attainment (%)	1	50.00	2	75.86	3	89.66	4	75.86	5	50.00
		Course Outcome	Attainment (%)																	
		1	50.00																	
2	75.86																			
3	89.66																			
4	75.86																			
5	50.00																			
No. students reached target	29	44	52	44	29															
% of students	50.00	75.86	89.66	75.86	50.00															

		reached target																		
		Attainment level	1	3	3	3	1													
39	CT LAB	Target	0.44	0.47	0.41	0.47	0.41	<p>COURSE OUTCOME ATTAINMENT</p> <table border="1"> <thead> <tr> <th>Course Outcome</th> <th>Attainment (%)</th> </tr> </thead> <tbody> <tr> <td>1</td> <td>81.03</td> </tr> <tr> <td>2</td> <td>94.83</td> </tr> <tr> <td>3</td> <td>84.48</td> </tr> <tr> <td>4</td> <td>94.83</td> </tr> <tr> <td>5</td> <td>94.83</td> </tr> </tbody> </table>	Course Outcome	Attainment (%)	1	81.03	2	94.83	3	84.48	4	94.83	5	94.83
		Course Outcome	Attainment (%)																	
		1	81.03																	
		2	94.83																	
3	84.48																			
4	94.83																			
5	94.83																			
No. students reached target	47	55	49	55	55															
% of students reached target	81.03	94.83	84.48	94.83	94.83															
Attainment level	3	3	3	3	3															
40	MA D LAB	Target	0.47	0.44	0.44	0.44	0.44	<p>COURSE OUTCOME ATTAINMENT</p> <table border="1"> <thead> <tr> <th>Course Outcome</th> <th>Attainment (%)</th> </tr> </thead> <tbody> <tr> <td>1</td> <td>87.93</td> </tr> <tr> <td>2</td> <td>94.83</td> </tr> <tr> <td>3</td> <td>79.31</td> </tr> <tr> <td>4</td> <td>91.38</td> </tr> <tr> <td>5</td> <td>91.38</td> </tr> </tbody> </table>	Course Outcome	Attainment (%)	1	87.93	2	94.83	3	79.31	4	91.38	5	91.38
		Course Outcome	Attainment (%)																	
		1	87.93																	
		2	94.83																	
3	79.31																			
4	91.38																			
5	91.38																			
No. students reached target	51	55	46	53	53															
% of students reached target	87.93	94.83	79.31	91.38	91.38															
Attainment level	3	3	3	3	3															
4-2																				
41	MS	Target	0.50	0.44	0.41	0.44	0.41	<p>COURSE OUTCOME ATTAINMENT</p> <table border="1"> <thead> <tr> <th>Course Outcome</th> <th>Attainment (%)</th> </tr> </thead> <tbody> <tr> <td>1</td> <td>50.88</td> </tr> <tr> <td>2</td> <td>71.93</td> </tr> <tr> <td>3</td> <td>78.95</td> </tr> <tr> <td>4</td> <td>70.18</td> </tr> <tr> <td>5</td> <td>78.95</td> </tr> </tbody> </table>	Course Outcome	Attainment (%)	1	50.88	2	71.93	3	78.95	4	70.18	5	78.95
		Course Outcome	Attainment (%)																	
		1	50.88																	
		2	71.93																	
3	78.95																			
4	70.18																			
5	78.95																			
No. students reached target	29	41	45	40	45															
% of students reached target	50.88	71.93	78.95	70.18	78.95															
Attainment level	1	3	3	3	3															
42	ML	Target	0.44	0.41	0.39	0.47	0.39	<p>COURSE OUTCOME ATTAINMENT</p> <table border="1"> <thead> <tr> <th>Course Outcome</th> <th>Attainment (%)</th> </tr> </thead> <tbody> <tr> <td>1</td> <td>84.48</td> </tr> <tr> <td>2</td> <td>86.21</td> </tr> <tr> <td>3</td> <td>84.48</td> </tr> <tr> <td>4</td> <td>60.34</td> </tr> <tr> <td>5</td> <td>86.21</td> </tr> </tbody> </table>	Course Outcome	Attainment (%)	1	84.48	2	86.21	3	84.48	4	60.34	5	86.21
		Course Outcome	Attainment (%)																	
1	84.48																			
2	86.21																			
3	84.48																			
4	60.34																			
5	86.21																			
No. students reached target	49	50	49	35	50															

		% of students reached target	84.48	86.21	84.48	60.34	86.21													
		Attainment level	3	3	3	2	3													
43	ASN	Target	0.55	0.39	0.33	0.47	0.33	<p>COURSE OUTCOME ATTAINMENT</p> <table border="1"> <thead> <tr> <th>Course Outcome</th> <th>Attainment (%)</th> </tr> </thead> <tbody> <tr> <td>1</td> <td>82.76</td> </tr> <tr> <td>2</td> <td>89.66</td> </tr> <tr> <td>3</td> <td>82.76</td> </tr> <tr> <td>4</td> <td>82.76</td> </tr> <tr> <td>5</td> <td>89.66</td> </tr> </tbody> </table>	Course Outcome	Attainment (%)	1	82.76	2	89.66	3	82.76	4	82.76	5	89.66
		Course Outcome	Attainment (%)																	
		1	82.76																	
		2	89.66																	
3	82.76																			
4	82.76																			
5	89.66																			
No. students reached target	48	52	48	48	52															
% of students reached target	82.76	89.66	82.76	82.76	89.66															
Attainment level	3	3	3	3	3															
44	MINI PROJ	Target	0.2	0.12	0.20	0.12	0.16	<p>COURSE OUTCOME ATTAINMENT</p> <table border="1"> <thead> <tr> <th>Course Outcome</th> <th>Attainment (%)</th> </tr> </thead> <tbody> <tr> <td>1</td> <td>94.82</td> </tr> <tr> <td>2</td> <td>94.83</td> </tr> <tr> <td>3</td> <td>94.83</td> </tr> <tr> <td>4</td> <td>94.83</td> </tr> <tr> <td>5</td> <td>94.83</td> </tr> </tbody> </table>	Course Outcome	Attainment (%)	1	94.82	2	94.83	3	94.83	4	94.83	5	94.83
		Course Outcome	Attainment (%)																	
		1	94.82																	
		2	94.83																	
3	94.83																			
4	94.83																			
5	94.83																			
No. students reached target	55	55	55	55	55															
% of students reached target	94.82	94.83	94.83	94.83	94.83															
Attainment level	3	3	3	3	3															
45	SEM	Target	0.16	0.16	0.16	0.16	0.16	<p>COURSE OUTCOME ATTAINMENT</p> <table border="1"> <thead> <tr> <th>Course Outcome</th> <th>Attainment (%)</th> </tr> </thead> <tbody> <tr> <td>1</td> <td>94.83</td> </tr> <tr> <td>2</td> <td>94.83</td> </tr> <tr> <td>3</td> <td>94.83</td> </tr> <tr> <td>4</td> <td>94.83</td> </tr> <tr> <td>5</td> <td>94.83</td> </tr> </tbody> </table>	Course Outcome	Attainment (%)	1	94.83	2	94.83	3	94.83	4	94.83	5	94.83
		Course Outcome	Attainment (%)																	
		1	94.83																	
		2	94.83																	
3	94.83																			
4	94.83																			
5	94.83																			
No. students reached target	55	55	55	55	55															
% of students reached target	94.83	94.83	94.83	94.83	94.83															
Attainment level	3	3	3	3	3															
46	MAJ OR PROJ	Target	0.44	0.44	0.39	0.44	0.50	<p>MJ.PROJ</p> <table border="1"> <thead> <tr> <th>Course Outcome</th> <th>Attainment (%)</th> </tr> </thead> <tbody> <tr> <td>1</td> <td>100.0</td> </tr> <tr> <td>2</td> <td>100.0</td> </tr> <tr> <td>3</td> <td>100.0</td> </tr> <tr> <td>4</td> <td>100.0</td> </tr> <tr> <td>5</td> <td>100.0</td> </tr> </tbody> </table>	Course Outcome	Attainment (%)	1	100.0	2	100.0	3	100.0	4	100.0	5	100.0
		Course Outcome	Attainment (%)																	
		1	100.0																	
2	100.0																			
3	100.0																			
4	100.0																			
5	100.0																			
No. students reached target	56	56	56	56	56															
% of students reached target	100.0	100.0	100.0	100.0	100.0															

		Attainment level	3	3	3	3	3													
47	C.VI VA	Target	0.10	0.10	0.10	0.10	0.10	<p>COURSE OUTCOME ATTAINMENT</p> <table border="1"> <thead> <tr> <th>Course Outcome</th> <th>Attainment (%)</th> </tr> </thead> <tbody> <tr> <td>1</td> <td>94.83</td> </tr> <tr> <td>2</td> <td>94.83</td> </tr> <tr> <td>3</td> <td>94.83</td> </tr> <tr> <td>4</td> <td>94.83</td> </tr> <tr> <td>5</td> <td>94.83</td> </tr> </tbody> </table>	Course Outcome	Attainment (%)	1	94.83	2	94.83	3	94.83	4	94.83	5	94.83
		Course Outcome	Attainment (%)																	
		1	94.83																	
		2	94.83																	
3	94.83																			
4	94.83																			
5	94.83																			
No. students reached target	55	55	55	55	55															
% of students reached target	94.83	94.83	94.83	94.83	94.83															
Attainment level	3	3	3	3	3															

PO's ATTAINMENT - BATCH (2013-17)

SUBJECT CODE	PO1	PO2	PO3	PO4	PO5	PO6	PO7	PO8	PO9	PO10	PO11	PO12	PSO1	PSO2	PSO3
C101	0	1.625	0	0	2.2	2.5	0	2.5	2.6	2.7	2	1.9	0	0	0
C102	1.8	1.6		1.4	1.4							1.2			0
C103	2.3	2.1		1.9	1.9							1.7			0
C104	1.6	2.1	2	2	1.9							1.4			0
C105	1.2	1.5	1.5	1.6	1.4	1.3	1.5	1.16667	1.1	1.16667		1.1			
C106	2.2	2.25	2.6	2.25	1.9	2.25		1.83333	1.9	2.25	2.25	2.2	2.3	2.2	2.25
C107	2.2	2.25	2.6	1.75	2.5	1	2		2.1	1.8	2.5	2.4			
C108	2.875	2.375	2.75	2.625	2.625				2	2.625		2.375	2.75	2.5	2.5
C109	2.375		2.625			2.625	2.625	2		2.625			2	2	2
C110		2.5			2.5	2.875	2.375		2.5	2.875	2.875	2.5	2.875	2.875	2
C111	2	2	2	2.1		2.16667		2.16667	2.66667	3	2.5	2.4			
C201	1.7	1.6	1.2	1.8	1.7	1.2	1.7	1.2	1.16667	0.5	0.8	1.2	1.3	1.2	1.7
C202	1.4	1.7	1.8		1.8							1.5	1.9	1.9	1.375
C203	1.8	2.3	1.8	2.3		1.8	1.8				1.8	1.3	1.75	1.8	2.1
C204	1.9	1.5	1.8										1.125	1.125	1.375
C205	1.7	1.625	1.66667	1.3	1.33333	1.625	1.75	1.33333	1.5	1.5	1.5	1.625	1.25	0.75	0.83333
C206	2.375	2.5	1.75	1.5	1.75	2.5	1.5	1.5	2.125	1.75	1.75	2.375	3	2.375	2
C207	2	2.33333	2.5	2.25	3	-	-	-	2.5	-	-	2.33333	2.25	2	2.16667

C208	2.5	3	3	2.6666 7	2.5	-	2	-	-	2.5	2.5	2.5	3	3	2.5
C209	1.8	1.5		3	3	1.5			1.7	1		1.625	2.1	2	2.1
C210	2.4	1.9	2	2.4	2.3	2.2	2	0	2	2.1666 7	2.5	2	2.7	2.7	2.4
C211	2.5	2.5	3	2.5	3	2.7	2.625	0	2.8	2.4	3	3	2.7	2.3	2.3
C212	1	0	-	1.75	0	1.3333 3	0	0	1.5	1.5	0	1.5	1.5	1.5	1.6666 7
C213	1.3	1.7	2.25							1.3		1.625	1.3	1.5	1.7
C214	2.3	2.7	2.7	2.7	2.7	2	2.7	2.2	3			2.25	2.2	2.9	2.8
C215	2.625	2.125	2.125	2.375	2.375	2.25	1.75	0	2	1.75	2.3333 3	1.75	2.625	2.75	2.875
C216	2.5	2.625	2.5	2.5	2.375	2.5	2	2.125	2.25	2.625	2.8333 3	2.25	2.625	2.625	2.25
C301	2.6	3	2.6	2.6	2.5	2.375		3	2.5	2.5		2.75	3	3	2.5
C302	2.25	2.5	2.166 67	2.5	2.75		2		2.166 67	3		2.5	2.9	2.9	2.9
C303	1.5	2.3	2.125	2.1	2.1	2.1666 7	2	1.75	2.1	2.1	2	1.75	2.6	2.5	2.5
C304	2.7	2.625	2.5	2.3	2.5	2.5	2.75	2.166 67	2.5	2.3333 3	2	2.625	2.8	2.1	1.75
C305	2.8	2.8	2.4	2.3	2.25	2.5	2.5	2.666 67	2.333 33	2.3333 3	2.1666 7	2.8	2.8	2.9	2.8
C306	1.5	2.125	2	1.75	2.25	1.5			2.333 33	2.5	1	2.125	1.5	1.9	1.375
C307	2	2.3333 3	2.5	2.25	3				2.5			2.3333 3	3	3	2.5
C308	2.5	3	2.25		2		2.25		2	2.5	2	2.25	3	3	3
C309	1.8333 3					2	2	2.25				2.75	2.75	2.125	1.75
C310	2.3333 3	2.3333 3	2.25	2.5	3	2	2.5		2.5	2.5	2.25	2.75	2.375	2.5	2.3333 3
C311	2.1666 7	2.25	2.833 33	2.5	3	2	2.666 67	2.25	2.5	2.5	3	2.75	2.8	2.3	2.8
C312	2.5	2.6666 7	3	2.5	3	2	2.5	3	2.125	2.5		2.7	2.5	2.9	2.9
C313	2	2.625	2.5		2.833 33		2.5		2.5	3	2.1666 7	2.9	2	3	1.9
C314	2.8	2.7	2.3	2.8	2.8	2.3			2	2	2.3	2.3	2.3333 3	2.4	2.3
C315	2.6	3	2.9	2	2.9	2.25	2.875	3	2.9	3	2.4	3	2.8	2.8	2.9
C316									2.875	3		3	2.875	2.375	2.375
C401	1.4	1.4	1.4	1.6	1.4	0.8333 3	1.4	1.4	1.333 33	0.8333 3	1.3333 3	1.4	1.4	1.6	1.6
C402	1.1	1.3	1.4	1.1	0.8	0.9	0.7	0.5	1.3	0.7	0.5	1.7	1	1.5	1
C403	1.8333 3	2.25	3	1	2.166 67	1.5	2.333 33	1.666 67	1.75	2.1666 7		2	1.875	2.375	2.1666 7
C404	1.4	1.1	0.6	1.1	1.2	0.5	0.3	0.3	0.5	0.4	0.3	1.7	1	1.5	1.3
C405	1.6	1.9	1.9	1.3	1.7	1.5	1.3	1.3	1.5	1.3	1.3	2.1	2.7	2.3	2.3
C406	2.4	2.5	2.875	2.1	2.375		2	2.3	2.5	2.5	2.6	2.4	2.7	2.5	2.9
C407	2.8333 3		3		3		1.5		2.5	2	2.5	3	2.5	2.5	2.8333 3

C408	2	1.8333 3	1.833 33	1.3333 3	1.833 33	2.1666 7	1.666 67	1.333 33	1.833 33	1.8333 3	2.3333 3	2.8333 3	2.3333 3	2.33333	2.6666 7
C409	1.7	1.5	1.6	1.6	1	1.5	1.3	1	1.4	1.6	1	2.5	1.25	2.5	2.25
C410	1.5	0.5	1.75	2.5	2.25				1.25	1.5		1.6666 7	1.375	1.16667	1.375
C411	2.5	2.75	2.75							3		2.6666 7	2.5	2.5	2.6666 7
C412	2.6	2.6	2.8	2	2.1	2	1.8	2.1		2.4	2.1	3	2.4	2.2	2
C413	3	2.6	2.7	2.5	3	2	2.333 33	2.5	3	2.7	3	3	2.6	2.1	2.6
C414	2	2.75	2.75		3			3		2.75	3	2.875	2.625	2	2.625
C415	2.5	2.25	2.25	1.5	1.5	2.25	1.5	1.5	2	1.5	2.25	3	2.25	2	2.5
Avg	2.05	2.14	2.22	2.01	2.21	1.92	1.87	1.68	2.09	2.10	2.02	2.23	2.23	2.21	2.04
Direct (D)	1.64	1.71	1.77	1.61	1.77	1.54	1.50	1.34	1.67	1.68	1.61	1.79	1.78	1.77	1.63
Indire ct(I)	2.75	2.50	2.50	2.25	2.75	2.50	2.50	2.50	2.50	3.00	3.00	3.00	2.50	2.50	2.50
20%	0.55	0.5	0.5	0.45	0.55	0.5	0.5	0.5	0.5	0.6	0.6	0.6	0.5	0.5	0.5
D+I	2.19	2.21	2.27	2.06	2.32	2.04	2.00	1.84	2.17	2.28	2.21	2.39	2.28	2.27	2.13
Attain ment	YES	YES	YES	YES	YES	YES	YES	NO	YES	YES	YES	YES	YES	YES	YES

S.NO	SUBJECT CODE	SUBJECT
1	C101	English
2	C102	Mathematics-I
3	C103	Engineering Physics-I
4	C104	Engineering Chemistry
5	C105	Computer Programming With C
6	C106	Engineering Drawing
7	C107	Computer Programming Lab
8	C108	Engineering Physics / Engineering Chemistry Lab
9	C109	English Language Communication Skills Lab-I
10	C110	Professional English
11	C111	Mathematics-II
12	C112	Engineering Physics-II
13	C113	Object Oriented Programming
14	C114	Electrical Circuits

15	C115	Environmental Studies
16	C116	Object Oriented Programming Lab
17	C117	IT Workshop/Engineering Workshop
18	C118	English Language Communication Skills Lab - II
19	C119	Human Values And Societal Perspectives
20	C201	Mathematical Foundation of Computer Science
21	C202	Data Structures using C++
22	C203	Principles of Programming Languages
23	C204	Probability and Statistics
24	C205	Electronic Devices and Circuits
25	C206	Digital Logic Design
26	C207	Data Communication
27	C208	Optical Communication
28	C209	Electrical & Electronics lab
29	C210	Data Structures using C++ Lab
30	C211	Foreign Language : French/German
31	C212	Formal Language and Automata Theory
32	C213	Java Programming
33	C214	Design and Analysis of Algorithms
34	C215	Database Management Systems
35	C216	Computer Organization
36	C217	Managerial Economics and Financial Analysis
37	C218	Supply Chain Management
38	C219	Knowledge Management
39	C220	Database Management Systems Lab
40	C221	Java Programming Lab
41	C222	Gender Sensitization
42	C301	Software Engineering
43	C302	Compiler Design
44	C303	Operating Systems
45	C304	Computer Networks
46	C305	Advanced Computer Architecture
47	C306	Distributed Data Bases
48	C307	Computer Graphics
49	C308	Enterprise Resource Planning

50	C309	Management Science
51	C310	Intellectual Property Rights
52	C311	Compiler Design Lab
53	C312	Computer Networks & Operating Systems Lab
54	C313	Technical Communication and Soft Skills
55	C314	Object Oriented Analysis and Design
56	C315	Information Security
57	C316	Web Technologies
58	C317	Software Testing Methodologies
59	C318	Information Security Management (security analyst-1)
60	C319	Introduction To Analytics (associate analytics-1)
61	C320	Distributed systems
62	C321	Neural Networks
63	C322	Embedded Systems Design
64	C323	Digital Image Processing
65	C324	Wireless Communication and Networks
66	C325	Case Tools & Web Technologies Lab
67	C326	Software Testing Methodologies Lab
68	C401	Data Warehousing and Data Mining
69	C402	LINUX Programming
70	C403	Design Patterns
71	C404	Cloud Computing
72	C405	Information Security Assessments & Audits(Security Analyst-2)
73	C406	Big-Data Analytics (Associate Analytics-2)
74	C407	Mobile Computing
75	C408	Computer Forensics
76	C409	Parallel Processing
77	C410	Semantic Web and Social Networks
78	C411	Artificial Intelligence
79	C412	Data Ware Housing and Data Mining Lab
80	C413	Linux Programming Lab
81	C414	Information Security Incident Response and Management (Security Analyst-3)

82	C415	Predictive Analytics (Associate Analytics-3)
83	C416	Web Services
84	C417	Database Security
85	C418	Scripting Languages
86	C419	Storage Area Networks
87	C420	Software Project Management
88	C421	Mini Project
89	C422	Technical Seminar
90	C423	Major Project

REGULATION R13-BATCH (2013-17)

COURSE ATTAINMENT

SNO	COURSE	COURSE ATTAINMENT						
		Target	0.44	0.36	0.44	0.50		0.44
1.	EDC	Target	0.44	0.36	0.44	0.50	0.44	<p style="text-align: center;">COURSE OUTCOME ATTAINMENT</p>
		No. Students reached target	21	49	30	45	30	
		% of students reached target	35.00	81.67	50.00	75.00	50.00	
		Attainment level	0	3	1	3	1	
2.	MFCS	Target	0.50	0.39	0.36	0.47	0.36	<p style="text-align: center;">COURSE OUTCOME ATTAINMENT</p>
		No. students reached target	41	42	42	10	42	
		% of students reached target	68.33	70.00	70.00	16.67	70.00	
		Attainment level	2	3	3	0	3	

3.	DS	Target	0.50	0.39	0.36	0.50	0.36	<p>COURSE OUTCOME ATTAINMENT</p>
		No. students reached target	5	41	41	41	41	
		% of students reached target	8.33	68.33	68.33	68.33	68.33	
		Attainment level	0	2	2	2	2	
4.	BEE	Target	0.50	0.39	0.36	0.50	0.36	<p>COURSE OUTCOME ATTAINMENT</p>
		No. students reached target	31	49	49	19	49	
		% of students reached target	51.67	81.67	81.67	31.67	81.67	
		Attainment level	1	3	3	0	3	
5.	P&S	Target	0.44	0.39	0.39	0.52	0.39	<p>COURSE OUTCOME ATTAINMENT</p>
		No. students reached target	35	41	30	38	42	
		% of students reached target	58.33	68.33	50.00	63.33	70.00	
		Attainment level	1	2	1	2	3	
6.	DLD&C O	Target	0.44	0.47	0.41	0.47	0.41	<p>COURSE OUTCOME ATTAINMENT</p>
		No. students reached target	20	37	23	37	37	
		% of students reached target	33.33	61.67	38.33	61.67	61.67	
		Attainment level	0	2	0	2	2	

7.	EE LAB	Target	0.44	0.47	0.41	0.47	0.41	<p>COURSE OUTCOME ATTAINMENT</p> <table border="1"> <tr><th>Course Outcome</th><th>Attainment (%)</th></tr> <tr><td>1</td><td>71.67</td></tr> <tr><td>2</td><td>86.67</td></tr> <tr><td>3</td><td>83.33</td></tr> <tr><td>4</td><td>86.67</td></tr> <tr><td>5</td><td>86.67</td></tr> </table>	Course Outcome	Attainment (%)	1	71.67	2	86.67	3	83.33	4	86.67	5	86.67
		Course Outcome	Attainment (%)																	
		1	71.67																	
		2	86.67																	
3	83.33																			
4	86.67																			
5	86.67																			
No. students reached target	43	52	50	52	52															
% of students reached target	71.67	86.67	83.33	86.67	86.67															
Attainment level	3	3	3	3	3															
8.	DS LAB	Target	0.47	0.44	0.44	0.44	0.44	<p>COURSE OUTCOME ATTAINMENT</p> <table border="1"> <tr><th>Course Outcome</th><th>Attainment (%)</th></tr> <tr><td>1</td><td>83.33</td></tr> <tr><td>2</td><td>83.33</td></tr> <tr><td>3</td><td>80.00</td></tr> <tr><td>4</td><td>83.33</td></tr> <tr><td>5</td><td>83.33</td></tr> </table>	Course Outcome	Attainment (%)	1	83.33	2	83.33	3	80.00	4	83.33	5	83.33
		Course Outcome	Attainment (%)																	
		1	83.33																	
		2	83.33																	
3	80.00																			
4	83.33																			
5	83.33																			
No. students reached target	50	50	48	50	50															
% of students reached target	83.33	83.33	80.00	83.33	83.33															
Attainment level	3	3	3	3	3															

2-2

9.	PPL	Target	0.52	0.44	0.41	0.41	0.41	<p>COURSE OUTCOME ATTAINMENT</p> <table border="1"> <tr><th>Course Outcome</th><th>Attainment (%)</th></tr> <tr><td>1</td><td>74.14</td></tr> <tr><td>2</td><td>60.34</td></tr> <tr><td>3</td><td>75.86</td></tr> <tr><td>4</td><td>44.83</td></tr> <tr><td>5</td><td>75.86</td></tr> </table>	Course Outcome	Attainment (%)	1	74.14	2	60.34	3	75.86	4	44.83	5	75.86
		Course Outcome	Attainment (%)																	
		1	74.14																	
		2	60.34																	
3	75.86																			
4	44.83																			
5	75.86																			
No. students reached target	43	35	44	26	44															
% of students reached target	74.14	60.34	75.86	44.83	75.86															
Attainment level	3	2	3	0	3															
10.	DBMS	Target	0.44	0.41	0.36	0.50	0.36	<p>COURSE OUTCOME ATTAINMENT</p> <table border="1"> <tr><th>Course Outcome</th><th>Attainment (%)</th></tr> <tr><td>1</td><td>79.31</td></tr> <tr><td>2</td><td>84.48</td></tr> <tr><td>3</td><td>72.41</td></tr> <tr><td>4</td><td>67.24</td></tr> <tr><td>5</td><td>84.48</td></tr> </table>	Course Outcome	Attainment (%)	1	79.31	2	84.48	3	72.41	4	67.24	5	84.48
		Course Outcome	Attainment (%)																	
		1	79.31																	
2	84.48																			
3	72.41																			
4	67.24																			
5	84.48																			
No. students reached target	46	49	42	39	49															
% of students reached target	79.31	84.48	72.41	67.24	84.48															

		Attainment level	3	3	3	2	3													
11.	DAA	Target	0.55	0.39	0.33	0.47	0.33	<p>COURSE OUTCOME ATTAINMENT</p> <table border="1"> <thead> <tr> <th>Course Outcome</th> <th>Attainment (%)</th> </tr> </thead> <tbody> <tr> <td>1</td> <td>81.03</td> </tr> <tr> <td>2</td> <td>86.21</td> </tr> <tr> <td>3</td> <td>79.31</td> </tr> <tr> <td>4</td> <td>79.31</td> </tr> <tr> <td>5</td> <td>89.66</td> </tr> </tbody> </table>	Course Outcome	Attainment (%)	1	81.03	2	86.21	3	79.31	4	79.31	5	89.66
		Course Outcome	Attainment (%)																	
		1	81.03																	
		2	86.21																	
3	79.31																			
4	79.31																			
5	89.66																			
No. students reached target	47	50	46	46	52															
% of students reached target	81.03	86.21	79.31	79.31	89.66															
Attainment level	3	3	3	3	3															
12.	JAVA	Target	0.44	0.47	0.39	0.47	0.39	<p>COURSE OUTCOME ATTAINMENT</p> <table border="1"> <thead> <tr> <th>Course Outcome</th> <th>Attainment (%)</th> </tr> </thead> <tbody> <tr> <td>1</td> <td>87.93</td> </tr> <tr> <td>2</td> <td>82.76</td> </tr> <tr> <td>3</td> <td>93.10</td> </tr> <tr> <td>4</td> <td>82.76</td> </tr> <tr> <td>5</td> <td>91.38</td> </tr> </tbody> </table>	Course Outcome	Attainment (%)	1	87.93	2	82.76	3	93.10	4	82.76	5	91.38
		Course Outcome	Attainment (%)																	
		1	87.93																	
		2	82.76																	
3	93.10																			
4	82.76																			
5	91.38																			
No. students reached target	51	48	54	48	53															
% of students reached target	87.93	82.76	93.10	82.76	91.38															
Attainment level	3	3	3	3	3															
	ES	Target	0.36	0.41	0.44	0.52	0.44	<p>COURSE OUTCOME ATTAINMENT</p> <table border="1"> <thead> <tr> <th>Course Outcome</th> <th>Attainment (%)</th> </tr> </thead> <tbody> <tr> <td>1</td> <td>44.83</td> </tr> <tr> <td>2</td> <td>60.34</td> </tr> <tr> <td>3</td> <td>51.72</td> </tr> <tr> <td>4</td> <td>60.34</td> </tr> <tr> <td>5</td> <td>51.72</td> </tr> </tbody> </table>	Course Outcome	Attainment (%)	1	44.83	2	60.34	3	51.72	4	60.34	5	51.72
		Course Outcome	Attainment (%)																	
		1	44.83																	
		2	60.34																	
3	51.72																			
4	60.34																			
5	51.72																			
No. students reached target	26	35	30	35	30															
% of students reached target	44.83	60.34	51.72	60.34	51.72															
Attainment level	0	2	1	2	1															
	DC	Target	0.47	0.44	0.41	0.44	0.41	<p>COURSE OUTCOME ATTAINMENT</p> <table border="1"> <thead> <tr> <th>Course Outcome</th> <th>Attainment (%)</th> </tr> </thead> <tbody> <tr> <td>1</td> <td>46.55</td> </tr> <tr> <td>2</td> <td>53.45</td> </tr> <tr> <td>3</td> <td>31.03</td> </tr> <tr> <td>4</td> <td>50.00</td> </tr> <tr> <td>5</td> <td>82.76</td> </tr> </tbody> </table>	Course Outcome	Attainment (%)	1	46.55	2	53.45	3	31.03	4	50.00	5	82.76
		Course Outcome	Attainment (%)																	
		1	46.55																	
		2	53.45																	
3	31.03																			
4	50.00																			
5	82.76																			
No. students reached target	27	31	18	29	48															
% of students reached target	46.55	53.45	31.03	50.00	82.76															
Attainment level	0	1	0	1	3															

JAVA LAB	Target	0.39	0.44	0.47	0.47	0.47	
	No. students reached target	36	41	41	46	41	
	% of students reached target	62.07	70.69	70.69	79.31	70.69	
	Attainment level	2	3	3	3	3	
DBMS LAB	Target	0.50	0.41	0.44	0.41	0.44	
	No. students reached target	50	46	45	32	45	
	% of students reached target	86.21	79.31	77.59	55.17	77.59	
	Attainment level	3	3	3	1	3	

3-1

CD	Target	0.47	0.36	0.44	0.47	0.44	
	No. students reached target	41	50	45	41	45	
	% of students reached target	69.49	84.75	76.27	69.49	76.27	
	Attainment level	3	3	3	3	3	
LP	Target	0.50	0.39	0.44	0.41	0.44	
	No. students	55	55	52	48	52	

		reached target																		
		% of students reached target	93.22	93.22	88.14	81.36	88.14													
		Attainment level	3	3	3	3	3													
	SE	Target	0.50	0.33	0.50	0.44	0.50	<p>COURSE OUTCOME ATTAINMENT</p> <table border="1"> <thead> <tr> <th>Course Outcome</th> <th>Attainment (%)</th> </tr> </thead> <tbody> <tr> <td>1</td> <td>91.53</td> </tr> <tr> <td>2</td> <td>96.61</td> </tr> <tr> <td>3</td> <td>93.22</td> </tr> <tr> <td>4</td> <td>64.41</td> </tr> <tr> <td>5</td> <td>47.46</td> </tr> </tbody> </table>	Course Outcome	Attainment (%)	1	91.53	2	96.61	3	93.22	4	64.41	5	47.46
Course Outcome		Attainment (%)																		
1		91.53																		
2		96.61																		
3	93.22																			
4	64.41																			
5	47.46																			
	No. students reached target	54	57	55	38	28														
	% of students reached target	91.53	96.61	93.22	64.41	47.46														
	Attainment level	3	3	3	2	0														
	OS	Target	0.41	0.41	0.44	0.47	0.44	<p>COURSE OUTCOME ATTAINMENT</p> <table border="1"> <thead> <tr> <th>Course Outcome</th> <th>Attainment (%)</th> </tr> </thead> <tbody> <tr> <td>1</td> <td>74.58</td> </tr> <tr> <td>2</td> <td>74.58</td> </tr> <tr> <td>3</td> <td>66.10</td> </tr> <tr> <td>4</td> <td>62.71</td> </tr> <tr> <td>5</td> <td>66.10</td> </tr> </tbody> </table>	Course Outcome	Attainment (%)	1	74.58	2	74.58	3	66.10	4	62.71	5	66.10
Course Outcome		Attainment (%)																		
1		74.58																		
2		74.58																		
3	66.10																			
4	62.71																			
5	66.10																			
	No. students reached target	44	44	39	37	39														
	% of students reached target	74.58	74.58	66.10	62.71	66.10														
	Attainment level	3	3	2	2	2														
	CN	Target	0.47	0.33	0.47	0.47	0.47	<p>COURSE OUTCOME ATTAINMENT</p> <table border="1"> <thead> <tr> <th>Course Outcome</th> <th>Attainment (%)</th> </tr> </thead> <tbody> <tr> <td>1</td> <td>76.27</td> </tr> <tr> <td>2</td> <td>91.53</td> </tr> <tr> <td>3</td> <td>76.27</td> </tr> <tr> <td>4</td> <td>76.27</td> </tr> <tr> <td>5</td> <td>76.27</td> </tr> </tbody> </table>	Course Outcome	Attainment (%)	1	76.27	2	91.53	3	76.27	4	76.27	5	76.27
Course Outcome		Attainment (%)																		
1		76.27																		
2		91.53																		
3	76.27																			
4	76.27																			
5	76.27																			
	No. students reached target	45	54	45	45	45														
	% of students reached target	76.27	91.53	76.27	76.27	76.27														
	Attainment level	3	3	3	3	3														
	MEFA	Target	0.47	0.36	0.47	0.47	0.47	<p>COURSE OUTCOME ATTAINMENT</p> <table border="1"> <thead> <tr> <th>Course Outcome</th> <th>Attainment (%)</th> </tr> </thead> <tbody> <tr> <td>1</td> <td>67.80</td> </tr> <tr> <td>2</td> <td>86.44</td> </tr> <tr> <td>3</td> <td>67.80</td> </tr> <tr> <td>4</td> <td>67.80</td> </tr> <tr> <td>5</td> <td>22.03</td> </tr> </tbody> </table>	Course Outcome	Attainment (%)	1	67.80	2	86.44	3	67.80	4	67.80	5	22.03
Course Outcome	Attainment (%)																			
1	67.80																			
2	86.44																			
3	67.80																			
4	67.80																			
5	22.03																			

		No. students reached target	40	51	40	40	13													
		% of students reached target	67.80	86.44	67.80	67.80	22.03													
		Attainment level	2	3	2	2	0													
	OS LAB	Target	0.47	0.33	0.47	0.47	0.47	<p>COURSE OUTCOME ATTAINMENT</p> <table border="1"> <thead> <tr> <th>Course Outcome</th> <th>Attainment (%)</th> </tr> </thead> <tbody> <tr> <td>1</td> <td>91.53</td> </tr> <tr> <td>2</td> <td>93.22</td> </tr> <tr> <td>3</td> <td>91.53</td> </tr> <tr> <td>4</td> <td>91.53</td> </tr> <tr> <td>5</td> <td>91.53</td> </tr> </tbody> </table>	Course Outcome	Attainment (%)	1	91.53	2	93.22	3	91.53	4	91.53	5	91.53
Course Outcome		Attainment (%)																		
1		91.53																		
2		93.22																		
3	91.53																			
4	91.53																			
5	91.53																			
	No. students reached target	54	55	54	54	54														
	% of students reached target	91.53	93.22	91.53	91.53	91.53														
	Attainment level	3	3	3	3	3														
	CN LAB	Target	0.50	0.30	0.50	0.44	0.50	<p>COURSE OUTCOME ATTAINMENT</p> <table border="1"> <thead> <tr> <th>Course Outcome</th> <th>Attainment (%)</th> </tr> </thead> <tbody> <tr> <td>1</td> <td>89.83</td> </tr> <tr> <td>2</td> <td>89.83</td> </tr> <tr> <td>3</td> <td>89.83</td> </tr> <tr> <td>4</td> <td>72.88</td> </tr> <tr> <td>5</td> <td>84.75</td> </tr> </tbody> </table>	Course Outcome	Attainment (%)	1	89.83	2	89.83	3	89.83	4	72.88	5	84.75
Course Outcome		Attainment (%)																		
1		89.83																		
2		89.83																		
3	89.83																			
4	72.88																			
5	84.75																			
	No. students reached target	53	53	53	43	50														
	% of students reached target	89.83	89.83	89.83	72.88	84.75														
	Attainment level	3	3	3	2	3														