

# COURSE MATERIAL

## II Year B. Tech I- Semester MECHANICAL ENGINEERING



---

### Engineering Mechanics

**R18A0302**

---




**MALLA REDDY COLLEGE OF ENGINEERING & TECHNOLOGY**

**DEPARTMENT OF MECHANICAL ENGINEERING**

(Autonomous Institution-UGC, Govt. of India)  
Secunderabad-500100, Telangana State, India.

[www.mrcet.ac.in](http://www.mrcet.ac.in)



# MALLA REDDY COLLEGE OF ENGINEERING & TECHNOLOGY

(Autonomous Institution – UGC, Govt. of India)

## DEPARTMENT OF MECHANICAL ENGINEERING

---

### CONTENTS

1. Vision, Mission and Quality Policy
2. POs, PSOs & PEOs
3. Blooms Taxonomy
4. Course Syllabus
5. Course Outline.
6. Mapping of Course Objectives.
7. Unit wise course Material
  - a. Objectives and Outcomes
  - b. Detailed Notes
  - c. Industry applications relevant to the concepts covered
  - d. Tutorial Questions
- e. Question bank for Assignments: 05/Unit
8. Previous Question papers: 05



# MALLA REDDY COLLEGE OF ENGINEERING & TECHNOLOGY

(Autonomous Institution – UGC, Govt. of India)

---

## VISION

- ❖ To establish a pedestal for the integral innovation, team spirit, originality and competence in the students, expose them to face the global challenges and become technology leaders of Indian vision of modern society.

## MISSION

- ❖ To become a model institution in the fields of Engineering, Technology and Management.
- ❖ To impart holistic education to the students to render them as industry ready engineers.
- ❖ To ensure synchronization of MRCET ideologies with challenging demands of International Pioneering Organizations.

## QUALITY POLICY

- ❖ To implement best practices in Teaching and Learning process for both UG and PG courses meticulously.
- ❖ To provide state of art infrastructure and expertise to impart quality education.
- ❖ To groom the students to become intellectually creative and professionally competitive.
- ❖ To channelize the activities and tune them in heights of commitment and sincerity, the requisites to claim the never - ending ladder of **SUCCESS** year after year.

For more information: [www.mrcet.ac.in](http://www.mrcet.ac.in)

# **MALLA REDDY COLLEGE OF ENGINEERING & TECHNOLOGY**

(Autonomous Institution – UGC, Govt. of India)

[www.mrcet.ac.in](http://www.mrcet.ac.in)

**Department of Mechanical Engineering**

---

## **VISION**

To become an innovative knowledge center in mechanical engineering through state-of-the-art teaching-learning and research practices, promoting creative thinking professionals.

## **MISSION**

The Department of Mechanical Engineering is dedicated for transforming the students into highly competent Mechanical engineers to meet the needs of the industry, in a changing and challenging technical environment, by strongly focusing in the fundamentals of engineering sciences for achieving excellent results in their professional pursuits.

## **Quality Policy**

- ✓ To pursuit global Standards of excellence in all our endeavors namely teaching, research and continuing education and to remain accountable in our core and support functions, through processes of self-evaluation and continuous improvement.
- ✓ To create a midst of excellence for imparting state of art education, industry-oriented training research in the field of technical education.



# MALLA REDDY COLLEGE OF ENGINEERING & TECHNOLOGY

(Autonomous Institution – UGC, Govt. of India)

www.mrcet.ac.in

Department of Mechanical Engineering

---

## PROGRAM OUTCOMES

Engineering Graduates will be able to:

- 1. Engineering knowledge:** Apply the knowledge of mathematics, science, engineering fundamentals, and an engineering specialization to the solution of complex engineering problems.
- 2. Problem analysis:** Identify, formulate, review research literature, and analyze complex engineering problems reaching substantiated conclusions using first principles of mathematics, natural sciences, and engineering sciences.
- 3. Design/development of solutions:** Design solutions for complex engineering problems and design system components or processes that meet the specified needs with appropriate consideration for the public health and safety, and the cultural, societal, and environmental considerations.
- 4. Conduct investigations of complex problems:** Use research-based knowledge and research methods including design of experiments, analysis and interpretation of data, and synthesis of the information to provide valid conclusions.
- 5. Modern tool usage:** Create, select, and apply appropriate techniques, resources, and modern engineering and IT tools including prediction and modeling to complex engineering activities with an understanding of the limitations.
- 6. The engineer and society:** Apply reasoning informed by the contextual knowledge to assess societal, health, safety, legal and cultural issues and the consequent responsibilities relevant to the professional engineering practice.
- 7. Environment and sustainability:** Understand the impact of the professional engineering solutions in societal and environmental contexts, and demonstrate the knowledge of, and need for sustainable development.
- 8. Ethics:** Apply ethical principles and commit to professional ethics and responsibilities and norms of the engineering practice.
- 9. Individual and teamwork:** Function effectively as an individual, and as a member or leader in diverse teams, and in multidisciplinary settings.
- 10. Communication:** Communicate effectively on complex engineering activities with the engineering community and with society at large, such as, being able to comprehend and write effective reports and design documentation, make effective presentations, and give and receive clear instructions.
- 11. Project management and finance:** Demonstrate knowledge and understanding of the engineering and management principles and apply these to one's own work, as a member and leader in a team, to manage projects and in multidisciplinary environments.

# MALLA REDDY COLLEGE OF ENGINEERING & TECHNOLOGY

(Autonomous Institution – UGC, Govt. of India)

www.mrcet.ac.in

## Department of Mechanical Engineering

---

12. **Life-long learning:** Recognize the need for and have the preparation and ability to engage in independent and life-long learning in the broadest context of technological change.

### PROGRAM SPECIFIC OUTCOMES (PSOs)

- PSO1** Ability to analyze, design and develop Mechanical systems to solve the Engineering problems by integrating thermal, design and manufacturing Domains.
- PSO2** Ability to succeed in competitive examinations or to pursue higher studies or research.
- PSO3** Ability to apply the learned Mechanical Engineering knowledge for the Development of society and self.

### Program Educational Objectives (PEOs)

The Program Educational Objectives of the program offered by the department are broadly listed below:

#### PEO1: PREPARATION

To provide sound foundation in mathematical, scientific and engineering fundamentals necessary to analyze, formulate and solve engineering problems.

#### PEO2: CORE COMPETANCE

To provide thorough knowledge in Mechanical Engineering subjects including theoretical knowledge and practical training for preparing physical models pertaining to Thermodynamics, Hydraulics, Heat and Mass Transfer, Dynamics of Machinery, Jet Propulsion, Automobile Engineering, Element Analysis, Production Technology, Mechatronics etc.

#### PEO3: INVENTION, INNOVATION AND CREATIVITY

To make the students to design, experiment, analyze, interpret in the core field with the help of other inter disciplinary concepts wherever applicable.

#### PEO4: CAREER DEVELOPMENT

To inculcate the habit of lifelong learning for career development through successful completion of advanced degrees, professional development courses, industrial training etc.

# **MALLA REDDY COLLEGE OF ENGINEERING & TECHNOLOGY**

(Autonomous Institution – UGC, Govt. of India)

[www.mrcet.ac.in](http://www.mrcet.ac.in)

**Department of Mechanical Engineering**

---

## **PEO5: PROFESSIONALISM**

To impart technical knowledge, ethical values for professional development of the student to solve complex problems and to work in multi-disciplinary ambience, whose solutions lead to significant societal benefits.

# MALLA REDDY COLLEGE OF ENGINEERING & TECHNOLOGY

(Autonomous Institution – UGC, Govt. of India)

[www.mrcet.ac.in](http://www.mrcet.ac.in)

Department of Mechanical Engineering

---

## Blooms Taxonomy

Bloom's Taxonomy is a classification of the different objectives and skills that educators set for their students (learning objectives). The terminology has been updated to include the following six levels of learning. These 6 levels can be used to structure the learning objectives, lessons, and assessments of a course.

1. **Remembering:** Retrieving, recognizing, and recalling relevant knowledge from long-term memory.
2. **Understanding:** Constructing meaning from oral, written, and graphic messages through interpreting, exemplifying, classifying, summarizing, inferring, comparing, and explaining.
3. **Applying:** Carrying out or using a procedure for executing or implementing.
4. **Analyzing:** Breaking material into constituent parts, determining how the parts relate to one another and to an overall structure or purpose through differentiating, organizing, and attributing.
5. **Evaluating:** Making judgments based on criteria and standard through checking and critiquing.
6. **Creating:** Putting elements together to form a coherent or functional whole; reorganizing elements into a new pattern or structure through generating, planning, or producing.

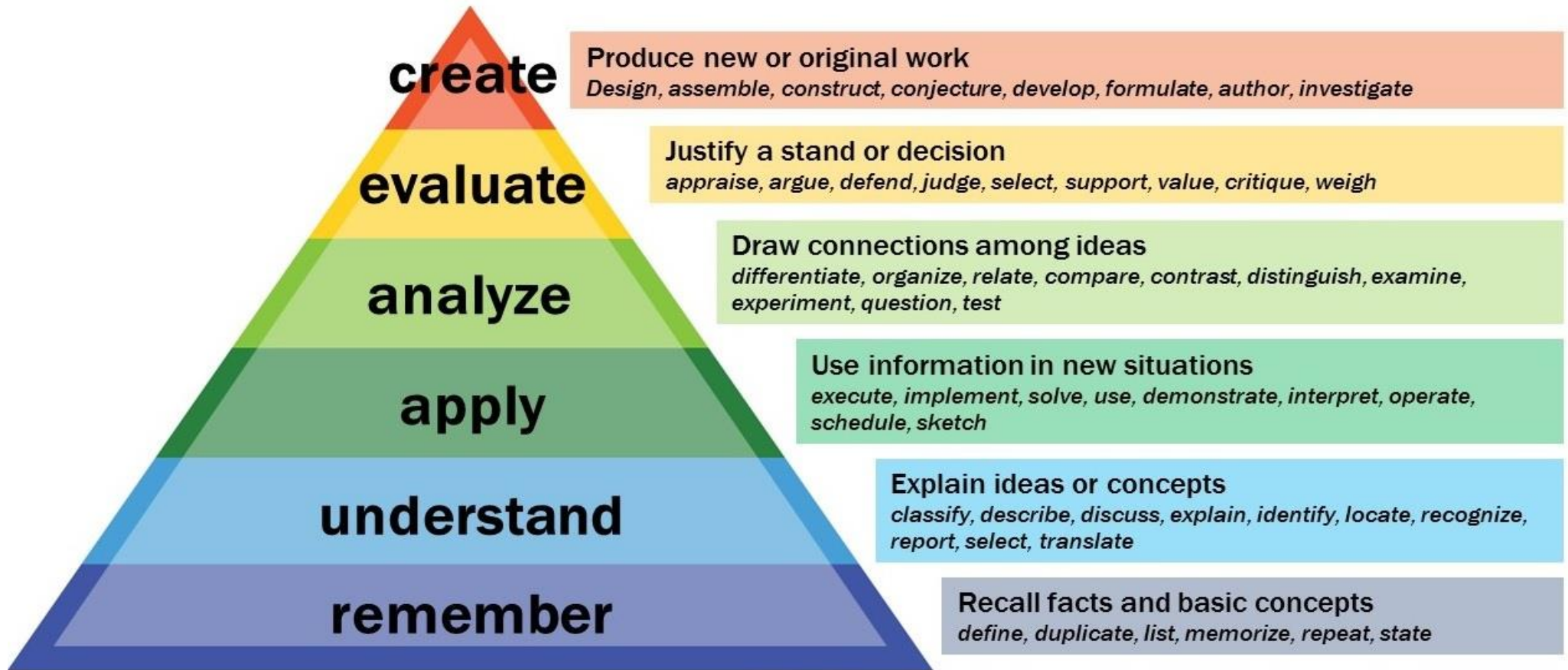
# MALLA REDDY COLLEGE OF ENGINEERING & TECHNOLOGY

(Autonomous Institution – UGC, Govt. of India)

[www.mrcet.ac.in](http://www.mrcet.ac.in)

Department of Mechanical Engineering

---





---

# Course Syllabus

---



# MALLA REDDY COLLEGE OF ENGINEERING & TECHNOLOGY

II Year B.Tech MECH-I SEM I

T/P/D C

3 -/-/ 3

## (R18A0302) ENGINEERING MECHANICS

Course Objectives:

1. Explain the resolution of a system of forces, compute their resultant and solve problems using equations of equilibrium.
2. Perform analysis of bodies lying on rough surfaces.
3. Explain the concept of analysis of trusses using method of joints and method of sections.
4. Locate the centroid of a body and compute the area moment of inertia and mass moment of inertia of standard and composite sections.
5. Explain kinetics and kinematics of particles, projectiles, curvilinear motion, centroidal motion and plane motion of rigid bodies.

### Unit – I

Introduction **Resultants of Force System** Parallelogram law – Forces and components- Resultant of coplanar Concurrent Forces Moment of Force-problems.

**Equilibrium of Force Systems:** Free Body Diagrams, Equations of Equilibrium - Equilibrium of planar Systems

### Unit – II

**FRICTION:** Introduction – Theory of Friction – Angle of friction - Laws of Friction – Static and Dynamic Frictions

**Analysis of Pin-Jointed Plane Frames:** Determination of Forces in members of plane, pin jointed, perfect trusses by (i) method of joints and (ii) method of sections. Analysis of various types of cantilever & simply-supported trusses-by method of joints, method of sections

### Unit – III

**Centroids and Centers of Gravity:** Introduction – Centroids and Centre of gravity of simple figures (from basic principles) – Centroids of Composite Figures - Theorem of Pappus – Center of gravity of bodies and centroids of volumes.

### Unit – IV

**Moments of Inertia:** Definition – Polar Moment of Inertia – Radius of gyration - Transfer formula for moment of inertia - Moments of Inertia for Composite areas - Products of Inertia, Transfer Formula for Product of Inertia.

**Mass Moment of Inertia:** Moment of Inertia of Masses- Transfer Formula for Mass Moments of Inertia - massmoment of inertia of composite bodies.

### **Unit – V**

**Kinematics of a Particle:** Motion of a particle – Rectilinear motion – motion curves – Rectangular components of curvilinear motion.

**Kinetics of particles:** D’Alemberts Princile for plane motion and Connected bodies

### **TEXT BOOKS:**

1. Engineering Mechanics/ S. Timoshenko and D.H. Young, Mc Graw Hill Book Company.
2. Engineering Mechanics - Statics and Dynamics by Vijaya Kumar Reddy K , Suresh Kumar J.BS Publications
3. Engineering Mechanics / S.S. Bhavikati & K.G. Rajasekharappa

### **REFERENCES:**

1. A text of Engineering Mechanics / YVD Rao / K. Govinda Rajulu/ M. Manzoor Hussain, Academic Publishing Company
2. Engg. Mechanics / M.V. Seshagiri Rao & D Rama Durgaiah/ Universities Press
3. Engineering Mechanics, Umesh Regl / Tayal.
4. Engineering Mechanics / KL Kumar / Tata McGraw Hill.
5. Engineering Mechanics / Irving Shames / Prentice Hall

### **Course Outcomes:**

1. Gain the knowledge on the concepts of force, moment and its application.
2. Understand and apply the knowledge on drawing free body diagrams and solve the problems using analytical methods and law of triangle of forces.
3. Students are capable of finding centroid, center of gravity, moment of inertia and polar moment of inertia including transfer methods and their applications.
4. Understanding the motion in straight line and in curvilinear paths, its velocity and acceleration computation and methods of representing plane motion
5. Understand and apply the knowledge on concepts of D’Alembert’s principle and particle motion





---

# Lecturer Notes

---



## **CONTENTS**

<b>UNIT NO</b>	<b>NAME OF THE UNIT</b>	<b>PAGE NO</b>
I	<b>RESULTANTS OF FORCE SYSTEM &amp; EQUILIBRIUM OF FORCE SYSTEMS</b>	1- 28
II	<b>FRICTION &amp; ANALYSIS OF PIN-JOINTED PLANE FRAMES</b>	29 - 44
III	<b>CENTROIDS AND CENTERS OF GRAVITY</b>	45 - 58
IV	<b>MOMENTS OF INERTIA &amp; MASS MOMENT OF INERTIA</b>	59 - 70
V	<b>KINEMATICS OF A PARTICLE &amp; KINETICS OF PARTICLES</b>	71 - 114

### COURSE COVERAGE SUMMARY

<b>Units</b>	<b>Chapter No's In The Text Book Covered</b>	<b>Author</b>	<b>Text Book Title</b>	<b>Publishers</b>	<b>Edition</b>
<b>Unit-I Resultants of force system &amp; Equilibrium of force systems</b>	1,2,3	S.S.Bhavikatti	Engineering Mechanics	New Age International	3
<b>Unit-II Friction &amp; Analysis of pin-jointed plane frames</b>	4 & 7	S.S.Bhavikatti N H Dubey	Engineering Mechanics	New Age International & Mcgrahil education	3
<b>Unit-III Centroids and Centers of gravity</b>	6,7	S.S.Bhavikatti	Engineering Mechanics	New Age International	3
<b>Unit-IV Moments of inertia &amp; Mass moment of inertia</b>	8,9	S.S.Bhavikatti	Engineering Mechanics	New Age International	3
<b>Unit-V Kinematics of a particle &amp; Kinetics of particles</b>	10,11,12	S.S.Bhavikatti	Engineering Mechanics	New Age International	3



---

## **UNIT 1**

# **Resultants of Force Systems**

**&**

# **Equilibrium of Force Systems**

---



# UNIT I

## RESULTANT AND EQUILIBRIUM OF FORCES

### S.I. SYSTEM

#### Fundamental units of S.I system

Sr. No.	Physical quantities	Unit	symbol
1	Length	Metre	m
2	Mass	Kilogram	Kg
3	Time	Second	S
4	Temperature	Kelvin	K

#### Supplementary units of S.I. system

Sr. No.	Physical quantities	Unit	symbol
1	Plane angle	Radian	Rad

#### Principal S.I. units

Sr. No.	Physical quantities	Unit	symbol
1	Force	Newton	N
2	Work	Joule	J, N.m
3	Power	Watt	W
4	Energy	Joule	J, N.m
5	Area	Square metre	m <sup>2</sup>
6	Volume	Cubic metre	m <sup>3</sup>
7	Pressure	Pascal	Pa
8	Velocity/speed	metre per second	m/s
9	Acceleration	metre/second <sup>2</sup>	m/s <sup>2</sup>
10	Angular velocity	radian/second	rad/s
11	Angular acceleration	radian/second <sup>2</sup>	rad/s <sup>2</sup>
12	Momentum	kilogram metre/second	Kg.m/s
13	Torque	Newton metre	N.m
14	Density	Kilogram/metre <sup>3</sup>	Kg/m <sup>3</sup>
15	Couple	Newton.metre	N.m
16	Moment	Newton.metre	N.m

#### S.I. Prefixes

Multiplication factor	Prefix	Symble
10 <sup>12</sup>	Tera	T
10 <sup>9</sup>	Giga	G
10 <sup>6</sup>	Mega	M
10 <sup>3</sup>	kilo	k
10 <sup>2</sup>	hecto	h
10 <sup>1</sup>	deca	da
10 <sup>-1</sup>	deci	d
10 <sup>-2</sup>	centi	c
10 <sup>-3</sup>	milli	m
10 <sup>-6</sup>	micro	μ
10 <sup>-9</sup>	nano	n
10 <sup>-12</sup>	pico	p



### UNIT CONVERSION

1 m = 100 cm = 1000 mm  
 1 km = 1000 m  
 1 cm<sup>2</sup> = 100 mm<sup>2</sup>  
 1 m<sup>2</sup> = 10<sup>6</sup> mm<sup>2</sup>  
 1 kgf = 9.81 N = 10 N  
 1 kN = 10<sup>3</sup> N

1 Mpa = 1 N/mm<sup>2</sup>  
 1 Gpa = 10<sup>3</sup> N/mm<sup>2</sup>  
 1 Pascal = 1 N/m<sup>2</sup>  
 1 degree =  $\frac{\pi}{180}$  radians

### QUANTITY

#### Scalar Quantity:

“A Scalar Quantity is one which can be completely specified by its magnitude only”

Length	Mass	Distance
Density	Area	Temperature
Volume	Speed	Time
Energy	Work	Moment of inertia

#### Vector Quantity:

“A vector Quantity is one which requires magnitude and direction both to completely specified it”

Displacement	Force	Weight
Velocity	Angular displacement	Acceleration
Angular velocity	Momentum	Angular acceleration
Moment	impulse	

**Space:** It is a region in all directions encompassing the universe. It is a geometric position occupied by bodies. These positions are describe by linear or angular measurements with reference to a defined system of co-ordinates.

**Time:** Time is a measurement to measure a duration between successive events. In the study of statics time does not play important role. In dynamics time is very important parameter. In all system of units, unit of time is second.

**Particle:** A particle is ideally dimensionless. But it has a very small mass.

**Rigid body:** No body is perfectly rigid, however rigid body is defined as a body in which particles do not change their relative positions under the action of any force or torque. Rigid body is ideal body. When the body does not deform under the action of A force or A torque, body is said rigid.

**Deformable body:** When a body deforms due to A force or A torque it is said deformable body. Material generates stresses against deformation.

**Force:** Force is an agent, which generates or tends to generate and destroy or tends to destroy the motion in a body.

#### Characteristics of a force:

- It has a magnitude
- It has a direction
- It is a vector quantity
- It has a point of application
- It has a nature
  - Tensile force
  - Compressive force
  - Pull force
  - Push force



## SYSTEM OF FORCES

When two or more forces act on a body, they are called to for a system of forces.

**Coplanar forces:** The forces, whose lines of action lie on the same plane, are known as coplanar forces.

**Collinear forces:** The forces, whose lines of action lie on the same line, are known as collinear forces.

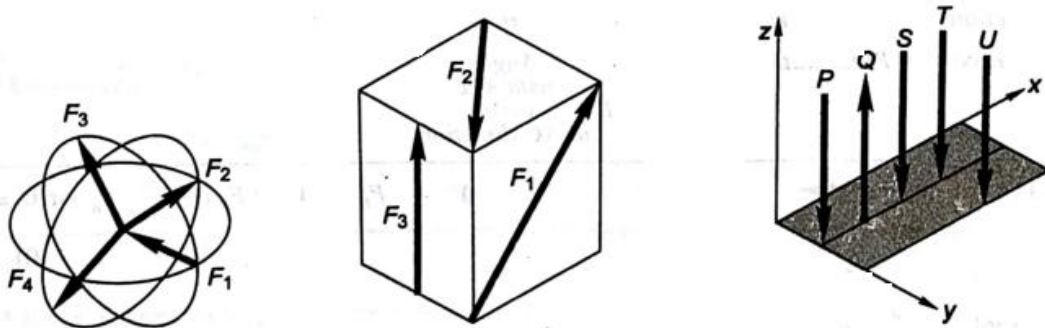
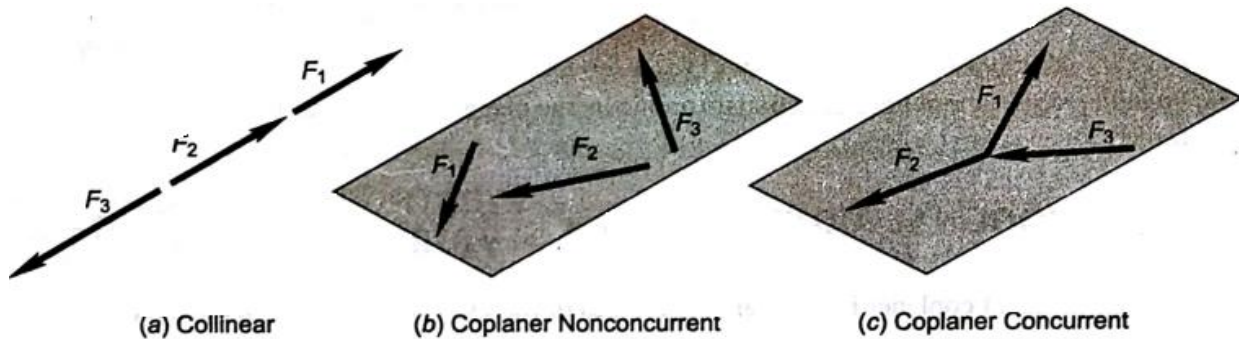
**Concurrent forces:** The forces, which meet at one point, are known as concurrent forces. The concurrent forces may or may not be collinear.

**Coplanar concurrent forces:** The forces, which meet at one point and their line of action also lay on the same plane, are known as coplanar concurrent forces.

**Coplanar non-concurrent forces:** The forces, which do not meet at one point, but their lines of action lie on the same, are known as coplanar non-concurrent forces.

**Non-Coplanar concurrent forces:** The forces, which meet at one point, but their lines of action do not lie on the same plane, are known as non-coplanar concurrent forces.

**Non-Coplanar non-concurrent forces:** The forces, which do not meet at one point and their lines of action do not lie on the same plane, are called non-coplanar non-concurrent forces.



(d) Non-coplaner concurrent    (e) Non-coplaner Nonconcurrent

(f) Parallel Forces

1. Like – [P – S – T – U ]
2. Unlike [All]
3. Coplaner – [P – Q – S – T]
4. Non-Coplaner [All]



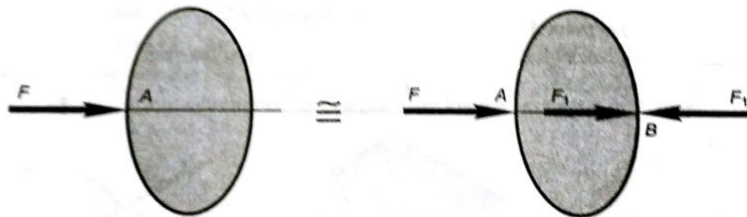
**Principle of transmissibility:**

The principle of transmissibility states that a force may be applied at any point on its given line of action without altering the resultant effects of the force external to the rigid body on which it acts. Thus, whenever we are interested in only the resultant external effects of a force, the force may be treated as a sliding vector, and we need specify only the magnitude, direction, and line of



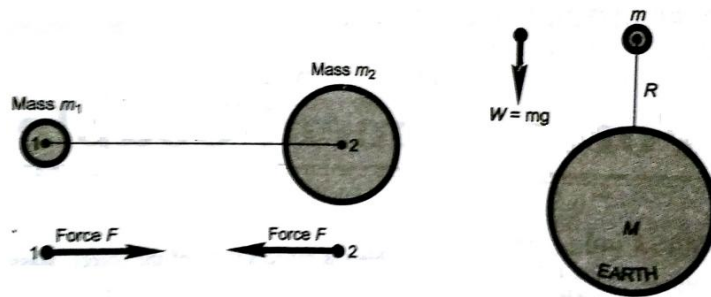
**Principle of superposition:**

The effect of a force on a body remains same or remains unaltered if a force system, which is in equilibrium, is added to or subtracted from it.



**Law of Gravitation:**

Magnitude of gravitational force of attraction between two particles is proportional to the product of their masses and inversely proportional to the square of the distance between their centers.



**Law of parallelogram of force:**

“Two force acting simultaneously on a body. If represented in magnitude and direction by the two adjacent side of a parallelogram then the diagonal of the parallelogram, from the point of intersection of above two forces, represents the resultant force in magnitude and direction”

As shown in fig P and Q are the forces acting on a body are taken as two adjacent sides of a parallelogram ABCD as shown in Fig. so diagonal AC gives the resultant ”R”.

The resultant can be determine by drawing the force with magnitude direction or mathematically is given as following:

$$R = \sqrt{P^2 + Q^2 + 2PQ\cos\theta}$$

$$\text{Tan}\alpha = \frac{Q \text{ SIN } \theta}{P + Q\text{COS } \theta}$$





➤ **Force:**

“An agent which produces or tends to produce, destroys or tends to destroy motion of body is called force”

Unit: N, kN, Kg etc.

Quantity : Vector

Characteristics of Force:

- 1) **Magnitude:** Magnitude of force indicates the amount of force (expressed as N or kN) that will be exerted on another body
- 2) **Direction:** The direction in which it acts
- 3) **Nature:** The nature of force may be tensile or compressive
- 4) **Point of Application:** The point at which the force acts on the body is called point of application

---

**Types of Forces:**

- Contact Force
- Body force
- Point force and distributed force
- External force and internal force
- Action and Reaction
- Friction force
- Wind force
- Hydrostatic force
- Cohesion and Adhesion
- Thermal force

---

**System of Forces:**

- Coplanar Forces
  - Concurrent forces
  - Collinear forces
  - Coplanar concurrent forces
  - Coplanar non-concurrent forces
  - Non-coplanar concurrent forces
  - Non-coplanar non-concurrent forces
  - Like parallel forces
  - Unlike parallel forces
  - Spatial forces
- 

➤ **Principle of Individual Forces**

1) **Principle of transmissibility:**

“If a force acts at a point on a rigid body, it may also be considered to act at any other point on its line of action, provided the point is rigidly connected with the body.”

2) **Principle of Superposition of forces:**

“If two equal, opposite and collinear forces are added to or removed from the system of forces, there will be no change in the position of the body. This is known as principle of superposition of forces.”

**COPLANAR CONCURRENT FORCES**

**Resultant Force:**

If number of Forces acting simultaneously on a particle, it is possible to find out a single force which could replace them or produce the same effect as of all the given forces is called resultant force.

**Methods of Finding Resultant:-**

- 1) Parallelogram Law of Forces (For 2 Forces)
- 2) Triangle Law (For 2 Forces)
- 3) Lami's theorem (For 3 forces)
- 4) Method of resolution (For more than 2 Forces)



<p>[1]</p>	<p><b>Parallelogram law of forces</b></p> $R = \sqrt{P^2 + Q^2 + 2PQ \cos \theta}$ $\tan \alpha = \frac{Q \sin \theta}{P + Q \cos \theta}$ <p>Where, <math>R</math> = Resultant force  <math>\theta</math> = angle between <math>P</math> and <math>Q</math>  <math>\alpha</math> = angle between <math>P</math> and <math>R</math></p>	
<p>[2]</p>	<p><b>Triangle law of forces</b></p> $R = \sqrt{P^2 + Q^2 - 2PQ \cos \beta}$ <p>Where, <math>180^\circ - \theta</math>  <math>R</math> = Resultant force  <math>\theta</math> = angle between <math>P</math> and <math>Q</math>  <math>\alpha</math> = angle between <math>P</math> and <math>R</math>  <math>\alpha = \sin^{-1} \left( \frac{Q}{R} \sin \beta \right)</math></p>	
<p>[3]</p>	<p><b>Lami's theorem</b></p> $\frac{P}{\sin \alpha} = \frac{Q}{\sin \beta} = \frac{R}{\sin \gamma}$ <p>Where, <math>P, Q, R</math> are given forces  <math>\alpha</math> = angle between <math>Q</math> and <math>R</math>  <math>\beta</math> = angle between <math>P</math> and <math>R</math>  <math>\gamma</math> = angle between <math>P</math> and <math>Q</math></p>	
<p>[4]</p>	<p><b>Resolution of concurrent forces</b></p> $\sum H = P_1 \cos \theta_1 + P_2 \cos \theta_2 + P_3 \cos \theta_3 + P_4 \cos \theta_4$ $\sum V = P_1 \sin \theta_1 + P_2 \sin \theta_2 + P_3 \sin \theta_3 + P_4 \sin \theta_4$ $R = \sqrt{(\sum H)^2 + (\sum V)^2}$ $\tan \theta = \frac{\sum V}{\sum H}$ <p>Where, <math>P_1, P_2, P_3, P_4</math> are given forces  <math>\theta_1, \theta_2, \theta_3, \theta_4</math> are angle of accordingly  <math>P_1, P_2, P_3, P_4</math> forces from X-axes  <math>R</math> = Resultant of all forces  <math>\theta</math> = angle of resultant with horizontal</p>	



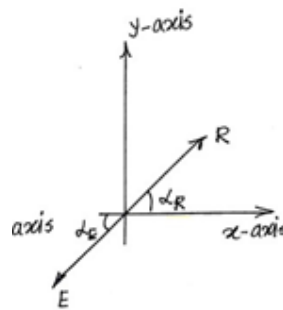
➤ **Equilibrium:**

Equilibrium is the status of the body when it is subjected to a system of forces. We know that for a system of forces acting on a body the resultant can be determined. By Newton's 2nd Law of Motion the body then should move in the direction of the resultant with some acceleration. If the resultant force is equal to zero it implies that the net effect of the system of forces is zero this represents the state of equilibrium. For a system of coplanar concurrent forces for the resultant to be zero hence

$$\begin{aligned} \sum f_x &= 0 \\ \sum f_y &= 0 \end{aligned}$$

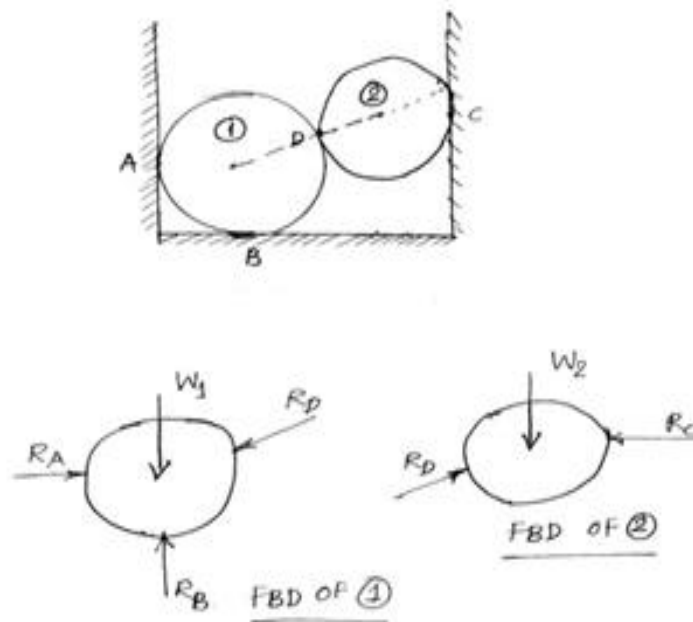
➤ **Equilibrant:**

Equilibrant is a single force which when added to a system of forces brings the status of equilibrium. Hence this force is of the same magnitude as the resultant but opposite in sense. This is depicted in figure.



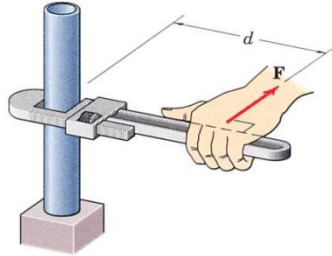
➤ **Free Body Diagram:**

Free body diagram is nothing but a sketch which shows the various forces acting on the body. The forces acting on the body could be in form of weight, reactive forces contact forces etc. An example for Free Body Diagram is shown below.



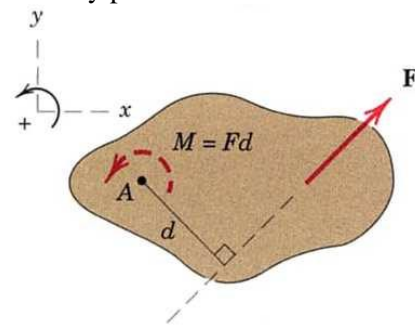
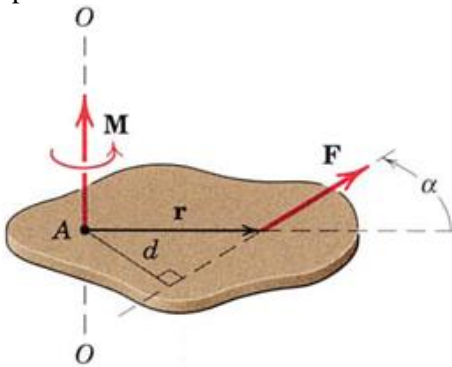
## Moment

A force can tend to rotate a body about an axis which neither intersects nor is parallel to the line of action of the force. This rotational tendency is known as the moment  $M$  of a force.



The moment  $M$  of a force  $F$  about a point  $A$  is defined using cross product as  $\mathbf{M}_A = \mathbf{r} \times \mathbf{F}$

Where  $\mathbf{r}$  is a position vector which runs from the moment reference point  $A$  to any point on the line of action of  $F$ .



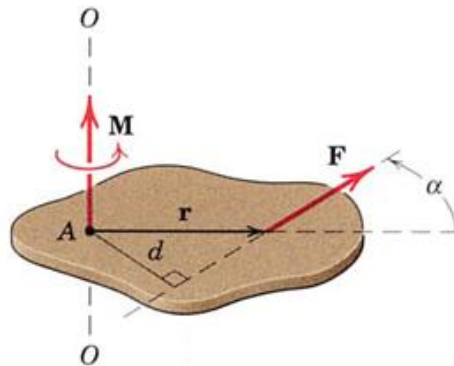
Note  $\mathbf{r} \times \mathbf{F} = \mathbf{F} \times \mathbf{r}$ .

Moment about a point  $A$  means here : Moment with respect to an axis normal to the plane and passing through the point  $A$ .

The magnitude  $M$  of the moment is defined as:

$$M_{(A)} = F \times r \sin\alpha = F \times d$$

Where  $d$  is moment arm and is defined as the perpendicular distance between the line of action of the force and the moment center.



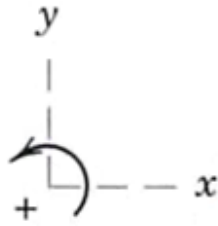
The moment  $M$  is a vector quantity. Its direction is perpendicular to the  $r$ - $F$ -plane.

The sense of  $M$  depends on the direction in which  $F$  tends to rotate the body  $\rightarrow$  right-hand rule

(+): counter clockwise rotation.

(-): clockwise rotation.

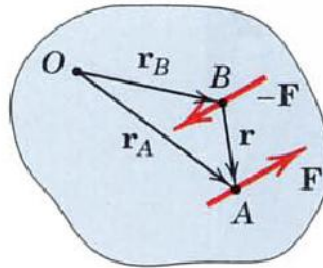




Sign consistency with in a given problem is very important. The moment  $M$  may be considered sliding vector with a line of action coinciding with the moment axis.

### Couple

The moment produced by two equal, opposite, parallel, and no collinear forces is called a couple. The force resultant of a couple is zero. Its only effect is to produce a tendency of rotation.



The moment  $M$  of a couple is defined as

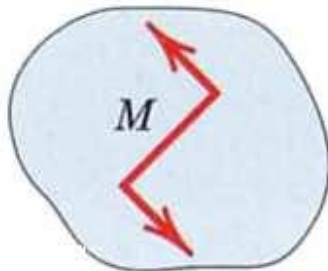
$$\mathbf{M} = \mathbf{r}_A \times \mathbf{F} - \mathbf{r}_B \times \mathbf{F} = (\mathbf{r}_A - \mathbf{r}_B) \times \mathbf{F}$$

$$\mathbf{M} = \mathbf{r} \times \mathbf{F}$$

Where  $R_A$  and  $R_B$  are position vectors which run from point  $O$  to Arbitrary points  $A$  and  $B$  on the lines of action of  $F$  and  $-F$ .

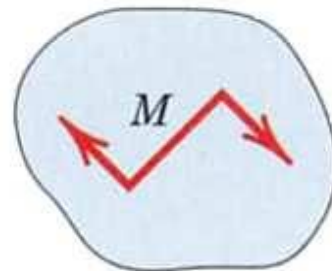
The moment expression contains no reference to the moment center  $O$  and, therefore, is the same for all moment centers the moment of a couple is a free vector.

The sense of the moment  $M$  is established by the right-hand rule.



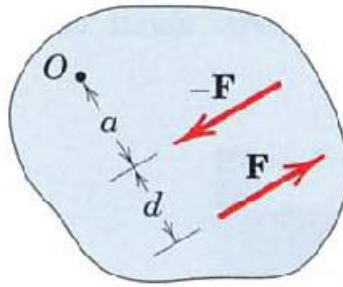
Counter clockwise couple (-)

The magnitude of the couple is independent of the distance.



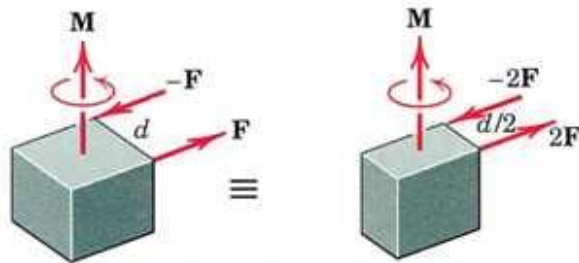
Clock wise couple(+)



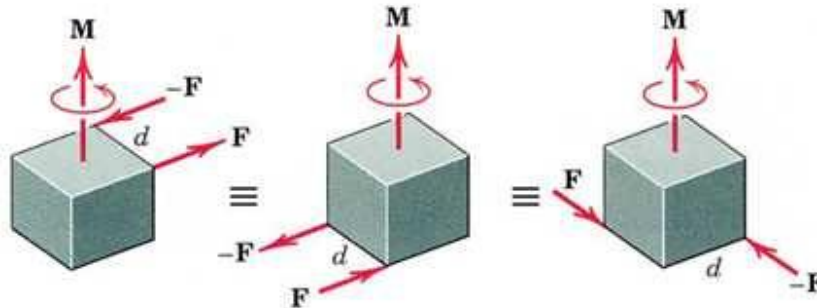


### Equivalent Couples

Changing the values of  $F$  and does not change a given couple as long as the product  $Fd$  remains the same.



A couple is not affected if the forces act in a different but parallel plane.



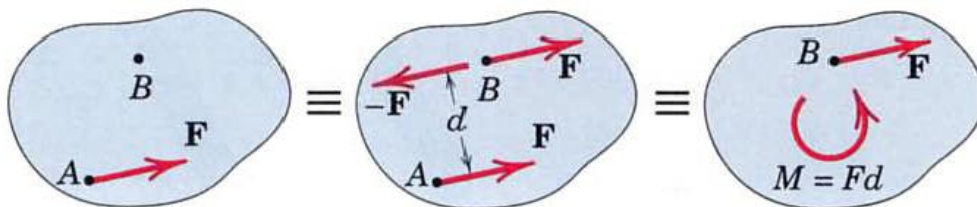
### Force-Couple Systems

The effect of a force acting on a body is:

- a) The tendency to push or pull the body in the direction of the force, and
- b) To rotate the body about any fixed axis which does not intersect

The line of action of the force (force does not go through the mass center of the body).

We can represent this dual effect more easily by replacing the given force by an equal parallel force and a couple to compensate for the change in the moment of the force.



Also we can combine a given couple and a force which lies in the plane of the couple to produce a single, equivalent force.

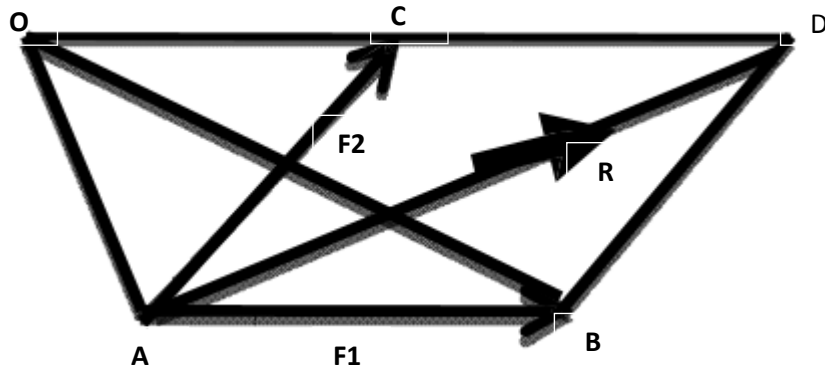


### Varignon's principle of moments:

If a number of coplanar forces are acting simultaneously on a particle, the algebraic sum of the moments of all the forces about any point is equal to the moment of their resultant force about the same point.

#### Proof:

For example, consider only two forces  $F_1$  and  $F_2$  represented in magnitude and direction by  $AB$  and  $AC$  as shown in figure below.



Let  $O$  be the point, about which the moments are taken. Construct the parallelogram  $ABCD$  and complete the construction as shown in fig.

By the parallelogram law of forces, the diagonal  $AD$  represents, in magnitude and direction, the resultant of two forces  $F_1$  and  $F_2$ , let  $R$  be the resultant force.

By geometrical representation of moments

- The moment of force about  $O = 2 \times$  Area of triangle  $AOB$
- The moment of force about  $O = 2 \times$  Area of triangle  $AOC$
- The moment of force about  $O = 2 \times$  Area of triangle  $AOD$  But,
- Area of triangle  $AOD =$  Area of triangle  $AOC +$  Area of triangle  $ACD$
- Area of triangle  $ACD =$  Area of triangle  $ADB =$  Area of triangle  $AOB$
- Area of triangle  $AOD =$  Area of triangle  $AOC +$  Area of triangle  $AOB$

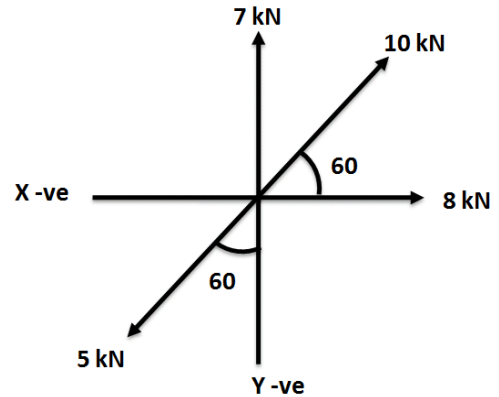
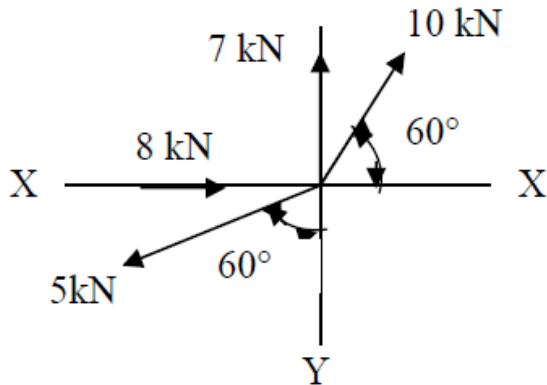
Multiplying throughout by 2, we obtain

$$2 \times \text{Area of triangle } AOD = 2 \times \text{Area of triangle } AOC + 2 \times \text{Area of triangle } AOB$$

$$\text{i.e. Moment of force } R \text{ about } O = \text{Moment of force } F_1 \text{ about } O + \text{Moment of force } F_2 \text{ about } O$$



**Example 1: - Find resultant of a force system shown in Figure**



**Answer:**

**1) Given Data**

$P_1 = 8 \text{ kN}$	$\theta_1 = 0$
$P_2 = 10 \text{ kN}$	$\theta_2 = 60$
$P_3 = 7 \text{ kN}$	$\theta_3 = 90$
$P_4 = 5 \text{ kN}$	$\theta_4 = 270 - 60 = 210$

**2) Summation of horizontal force**

$$\sum H = P_1 \cos \theta_1 + P_2 \cos \theta_2 + P_3 \cos \theta_3 + P_4 \cos \theta_4 = 8.67 \text{ kN} (\rightarrow)$$

**3) Summation of vertical force**

$$\sum V = P_1 \sin \theta_1 + P_2 \sin \theta_2 + P_3 \sin \theta_3 + P_4 \sin \theta_4 = 13.16 \text{ kN} (\uparrow)$$

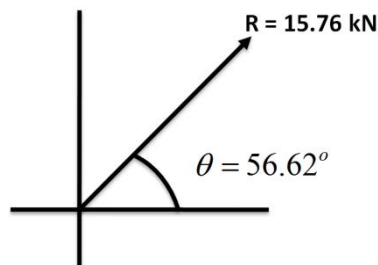
**4) Resultant force**

$$R = \sqrt{(\sum H)^2 + (\sum V)^2} = 15.76 \text{ kN}$$

**5) Angle of resultant**

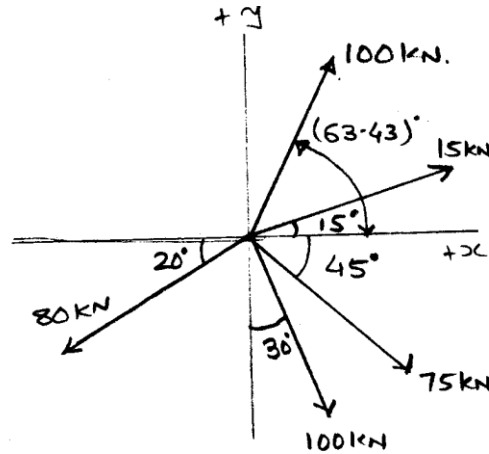
$$\tan \theta = \left| \frac{\sum V}{\sum H} \right| = 1.518$$

$$\theta = 56.62$$





**Example 2 Find magnitude and direction of resultant for a concurrent force system shown in Figure**



**Answer**

1) **Summation of horizontal force**

$$\rightarrow (+Ve) \qquad \leftarrow (-Ve)$$

$$\sum H = +15 \cos 15^\circ + 100 \cos (63.43)^\circ - 80 \cos 20^\circ + 100 \sin 30^\circ + 75 \cos 45^\circ = +87.08 \text{ kN } (\rightarrow)$$

2) **Summation of vertical force**

$$\uparrow (+Ve) \qquad \downarrow (-Ve)$$

$$\sum V = +15 \sin 15^\circ + 100 \sin (63.43)^\circ - 80 \sin 20^\circ + 100 \cos 30^\circ + 75 \sin 45^\circ = -73.68 \text{ kN } (\downarrow)$$

3) **Resultant force**

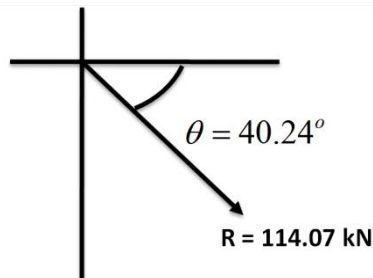
$$R = \sqrt{(\sum H)^2 + (\sum V)^2} = 114.07 \text{ kN}$$

4) **Angle of resultant**

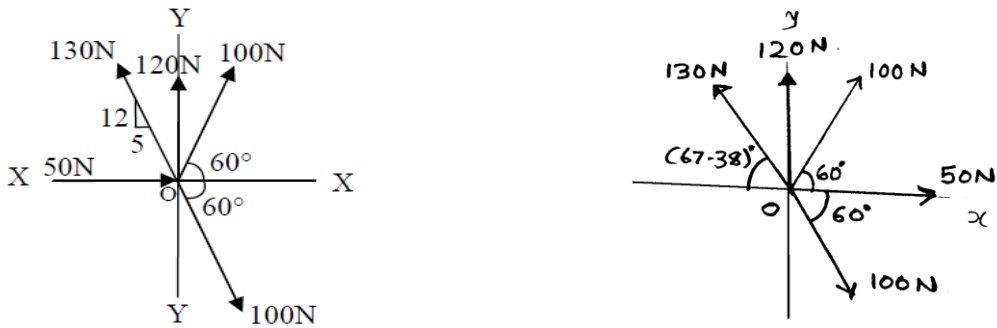
$$\tan \theta = \left| \frac{\sum V}{\sum H} \right| = 0.846$$

$$\theta = 40.24$$

5) **Angle of resultant with respect to positive x – axis**



**Example 3 Determine magnitude and direction of resultant force of the force system shown in fig.**



**Answer**

$$\tan \beta = \frac{12}{5} \quad 2.4 \quad \therefore \beta = 67.38^\circ$$

**1) Summation of horizontal force**

$$\rightarrow (+\text{Ve}) \qquad \leftarrow (-\text{Ve})$$

$$\sum H = +50 + 100 \cos 60^\circ - 130 \cos (67.38)^\circ + 100 \cos 30^\circ + 100 \cos 60^\circ = +100 \text{ N } (\rightarrow)$$

**2) Summation of vertical force**

$$\uparrow (+\text{Ve}) \qquad \downarrow (-\text{Ve})$$

$$\sum V = +100 \sin 60^\circ + 120 + 130 \sin (67.38)^\circ - 100 \sin 60^\circ - 100 \sin 60^\circ = +240 \text{ N } (\uparrow)$$

**3) Resultant force**

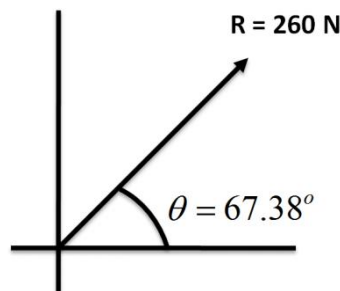
$$R = \sqrt{(\sum H)^2 + (\sum V)^2} = 260 \text{ N}$$

**4) Angle of resultant**

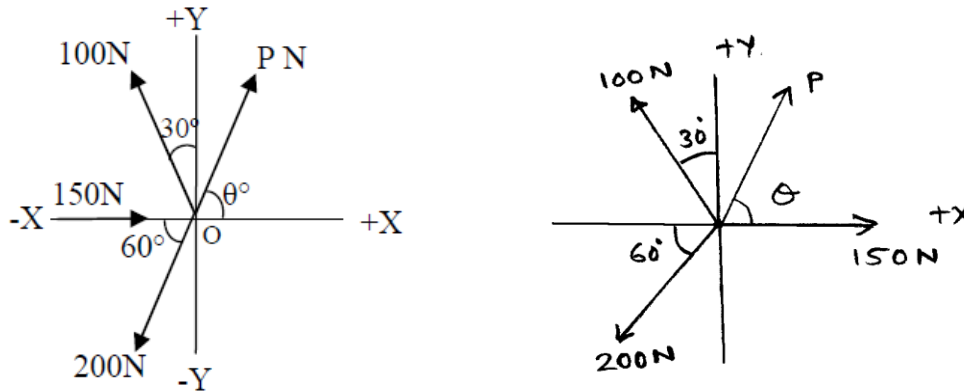
$$\tan \theta = \left| \frac{\sum V}{\sum H} \right| \quad 2.4$$

$$\theta = 67.38^\circ$$

**5) Angle of resultant with respect to positive x – axis**



**Example: 4** A system of four forces shown in Fig. has resultant 50 kN along + X - axis. Determine magnitude and inclination of unknown force P.



**Answer**

As the  $R = 50\text{N}$  & directed along + X - axis.

$$\sum H = +50\text{N} \text{ and } \sum V = 0\text{N}$$

$$\text{Now, } \sum H = +150 + P \cos \theta - 100 \sin 30^\circ - 200 \cos 60^\circ = 50 \text{ N}$$

$$\therefore P \cos \theta = 50 \text{ ----- (1)}$$

$$\text{Now, } \sum V = +P \sin \theta - 100 \cos 30^\circ - 200 \sin 60^\circ = 0$$

$$\therefore P \sin \theta = 86.60 \text{ ----- (2)}$$

From Equation (1) & (2).

$$\tan \theta = \frac{86.60}{50}$$

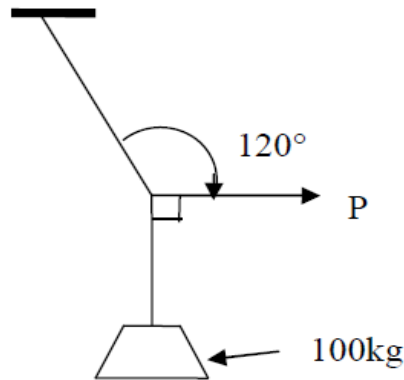
$$\tan \theta = 1.732$$

$$\therefore \theta = 60^\circ$$

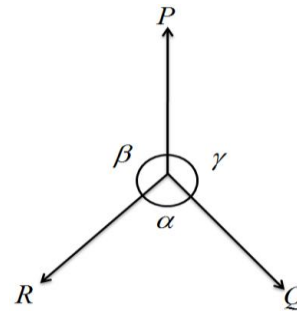
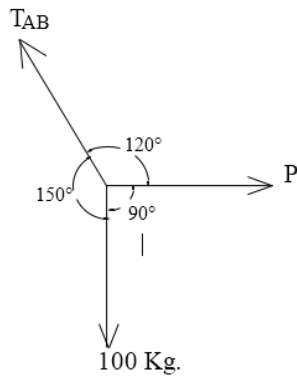
$$\therefore P = 100 \text{ N}$$



**Example: 5** Find the magnitude of the force  $P$ , required to keep the 100 kg mass in the position by strings as shown in the Figure



**Answer:**



Free Body Diagram will be as show in fig. and there are three coplanar concurrent forces which are in equilibrium so we can apply the lami's theorem.

$$\frac{P}{\sin \alpha} = \frac{Q}{\sin \beta} = \frac{R}{\sin \gamma}$$

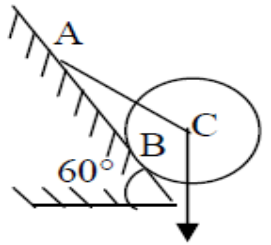
$$\therefore \frac{P}{\sin 150} = \frac{T_{AB}}{\sin 90} = \frac{100}{\sin 120}$$

$$P = 566.38 \text{ N}$$

$$T_{AB} = 1132.76 \text{ N}$$

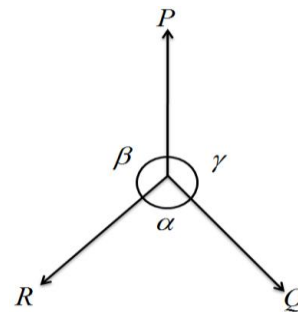
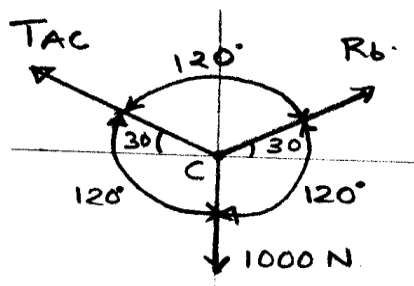


**Example: 6** A cylindrical roller 600mm diameter and weighing 1000 N is resting on a smooth inclined surface, tied firmly by a rope AC of length 600mm as shown in fig. Find tension in rope and reaction at B



$W=1000\text{ N}$

**Answer:**



Free Body Diagram will be as show in fig. and there are three coplanar concurrent forces which are in equilibrium so we can apply the lami's theorem.

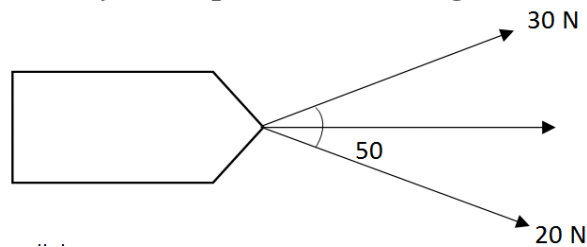
$$\frac{P}{\sin \alpha} = \frac{Q}{\sin \beta} = \frac{R}{\sin \gamma}$$

$$\therefore \frac{T_{ac}}{\sin 120} = \frac{R_b}{\sin 120} = \frac{1000}{\sin 120}$$

$$T_{ac} = 1000\text{ N}$$

$$R_b = 1000\text{ N}$$

**Example: 7** A boat kept in position by two ropes as shown in figure. Find the drag force on the boat.



**Answer:**

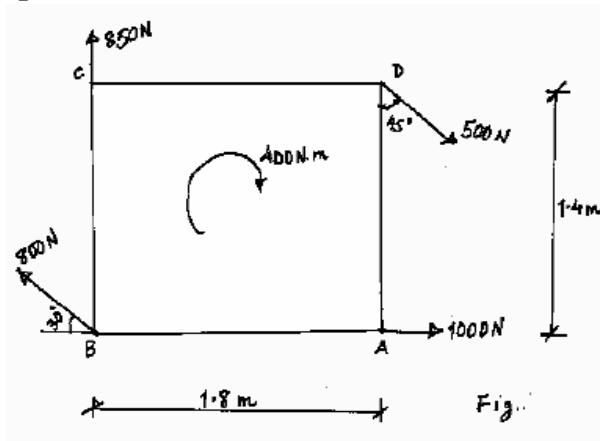
According to law of parallelogram

$$R = \sqrt{P^2 + Q^2 + 2PQ \cos \theta} = \sqrt{20^2 + 30^2 + 2 \times 20 \times 30 \cos 50} = 45.51\text{ N}$$

$$\tan \alpha = \frac{Q \sin \theta}{P + Q \cos \theta} = \frac{30 \sin 50}{20 + 30 \cos 50} \quad \therefore \alpha = 30.32^\circ$$



**Example: 8** For a coplanar, non-concurrent force system shown in Fig. determine magnitude, direction and position with reference to point A of resultant force.



**Answer**

To find out magnitude & direction of R

**Summation of horizontal force**

$$\Sigma H = +500 \sin 45^\circ - 800 \cos 30^\circ + 1000 = +660.73 \text{ N } (\rightarrow)$$

**Summation of vertical force**

$$\Sigma V = -500 \cos 45^\circ + 850 + 800 \sin 30^\circ = +896.45 \text{ N } (\uparrow)$$

**Resultant force**

$$R = \sqrt{(\Sigma H)^2 + (\Sigma V)^2} = \sqrt{(660.73)^2 + (896.45)^2} = 1113.64 \text{ N}$$

**Angle of resultant**

$$\tan \theta = \frac{896.45}{660.73}$$

$$\therefore \theta = 53.61^\circ$$

Here, we have to also locate the 'R' @ pt. A. Let the 'R' is located at a dist<sup>n</sup> x from A in the horizontal direction.

Now this dist<sup>n</sup> 'X' can be achieved by using varignon's principle.

First, Take the moment @ A of all the forces.

$$M_{ALL} = + (500 \sin 45^\circ \times 1.4) + (850 \times 1.8) + (800 \sin 30^\circ \times 1.8) + 400$$

$$= + 3144.97 \text{ N-m } [\downarrow] \text{ ---- (1)}$$

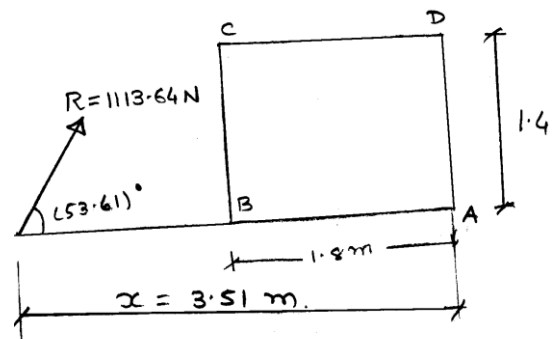
Now moment of 'R' @ point 'A'

$$M_R = + (R \sin \theta \cdot X) = + (\Sigma Fy \cdot x) = 896.45 \cdot x \text{ ---- (2)}$$

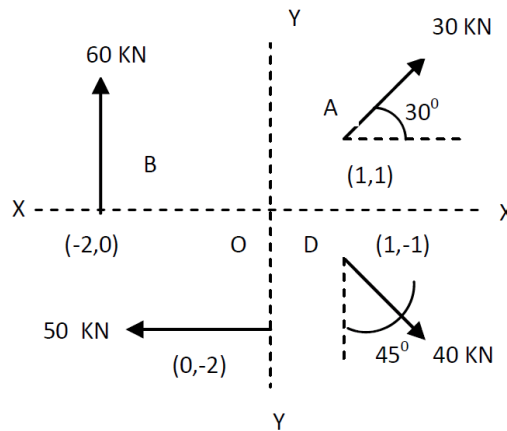
$$(1) = (2)$$

$$896.45 \times X = 3144.97$$

$$X = 3.51 \text{ m}$$



**Example: 9 Find magnitude, direction and location of resultant of force system with respect to point 'O' shown in fig.**



**Answer**

**Summation of horizontal forces**

$$\Sigma H = +30 \cos 30^\circ - 50 + 40 \sin 45^\circ = +4.265 \text{ KN} \quad (\rightarrow)$$

**Summation of vertical forces**

$$\Sigma V = +30 \sin 30^\circ + 60 - 40 \cos 45^\circ = +46.72 \text{ KN} \quad (\uparrow)$$

**Resultant force**

$$R = \sqrt{(\Sigma H)^2 + (\Sigma V)^2} = \sqrt{(4.265)^2 + (46.72)^2} = 46.91 \text{ KN}$$

**Angle of resultant**

$$\tan \theta = \frac{46.72}{4.265}$$

$$\therefore \theta = 84.78^\circ$$

Now, as we required to find out the position of 'R' with respect to the point 'O'. Take the moment of all the forces @ point 'O' we have,

$$M_0 = +(30 \cos 30^\circ \times 1) - (30 \sin 30^\circ \times 1) + (60 \times 2) + (50 \times 2) - (40 \cos 45^\circ \times 1) + (40 \sin 45^\circ \times 1)$$

$$M_0 = +230.98 \text{ KN-unit} \quad (\downarrow) \quad \text{--- (1)}$$

Now, moment of 'R' @ Pt. 'O'

(considering 'R' lies at a distance x from the point 'O' in the horizontal direction)

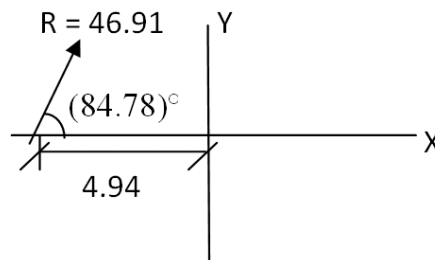
$$M_R = + (R \sin \theta \times X) = (\Sigma Fy \cdot x)$$

$$M_R = +46.72 \cdot X \quad \text{--- (2)}$$

**According to varignon's principle**

$$\therefore 46.72 X = 230.98$$

$$\therefore X = 4.94 \text{ unit}$$

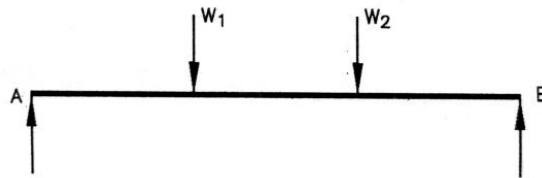


## Types of load

- 1) Point load
- 2) Uniformly distributed load
- 3) Uniformly varying load

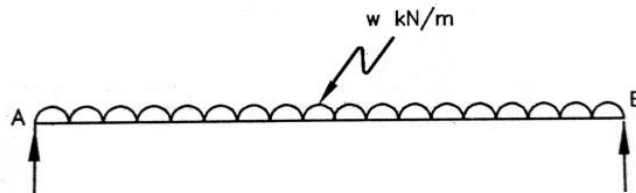
### Point load

- Load concentrated on a very small length compare to the length of the beam, is known as point load or concentrated load. Point load may have any direction.
- For example truck transferring entire load of truck at 4 point of contact to the bridge is point load.



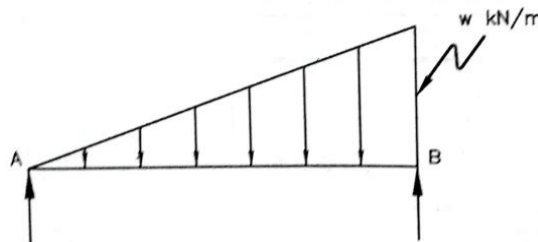
### Uniformly distributed load

- Load spread uniformly over the length of the beam is known as uniformly distributed load.
- Water tank resting on the beam length
- Pipe full of water in which weight of the load per unit length is constant.



### Uniformly varying load

- Load in which value of the load spread over the length if uniformly increasing or decreasing from one end to the other is known as uniformly varying load. It is also called triangular load.



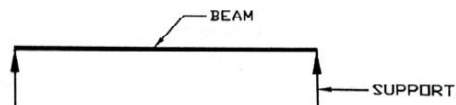


### Type of beam

- 1) Simply supported beam
- 2) Cantilever beam
- 3) Fixed beam
- 4) Continuous beam
- 5) Propped cantilever beam

### Simply supported beam

- It is the beam which is rest on the support. Here no connection between beam and support.




### Cantilever beam

- If beam has one end fixed and other end free then it is known as cantilever beam



### Fixed beam

- If both end of beam is fixed with support then it is called as fixed beam




### Continuous beam

- If beam has more than two span, it is called as continuous beam



### Propped cantilever beam

- If one end of beam is fixed and other is supported with prop then it is known as propped cantilever beam.

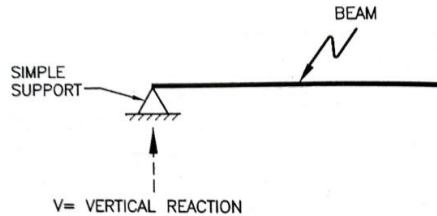


### Type of support

- 1) Simple support
- 2) Roller support
- 3) Hinged support
- 4) Fixed support

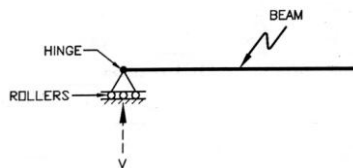
### Simple support

- In this type of support beam is simply supported on the support. There is no connection between beam and support. Only vertical reaction will be produced.



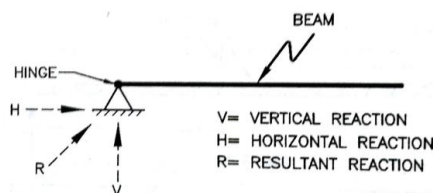
### Roller support

- Here rollers are placed below beam and beam can slide over the rollers. Reaction will be perpendicular to the surface on which rollers are supported.
- This type of support is normally provided at the end of a bridge.



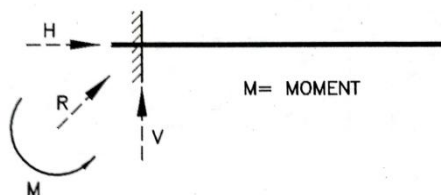
### Hinged support

- Beam and support are connected by a hinge. Beam can rotate about the hinge. Reaction may be vertical, horizontal or inclined.

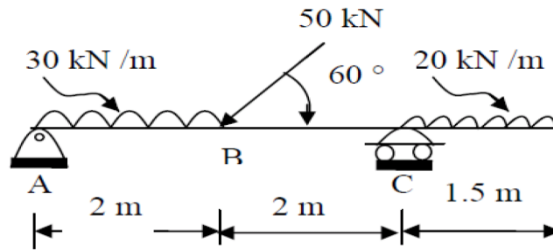


### Fixed support

- Beam is completely fixed at end in the wall or support. Beam cannot rotate at end. Reactions may be vertical, horizontal, inclined and moment.



**Example 1 Find out the support reactions for the beam.**



**Answer:**

**1) Now, Applying  $\sum M = 0$  ( $\uparrow$  +ve  $\downarrow$  -ve)**

Now, Taking moment @ pt. A, we have,

$$+ (30 \times 2 \times 1) + (50 \sin 60^\circ \times 2) - (R_C \times 4) = (20 \times 1.5 \times 4.75) = 0$$

$$\mathbf{R_C = 61.45 \text{ kN}}$$

**2) Now  $\sum F_y = 0$**

$$+ R_{AV} - (30 \times 2) - (50 \sin 60^\circ) + R_C - (20 \times 1.5) = 0$$

$$R_{AV} = 71.85 \text{ kN.}$$

**3) Now,  $\sum F_x = 0$**

$$+ R_{AV} - (50 \cos 60^\circ) = 0$$

$$R_{AV} = 25.0 \text{ KN}$$

$$R_A = \sqrt{R_{AV}^2 + R_{AH}^2}$$

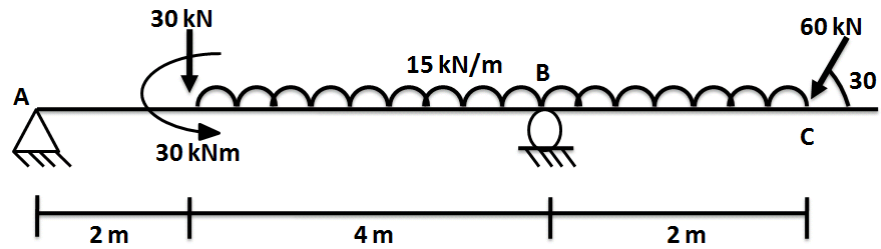
$$R_A = 76.08 \text{ kN}$$

$$\tan \theta = \frac{R_{AV}}{R_{AH}}$$

$$\mathbf{\theta = (70.81)^\circ}$$

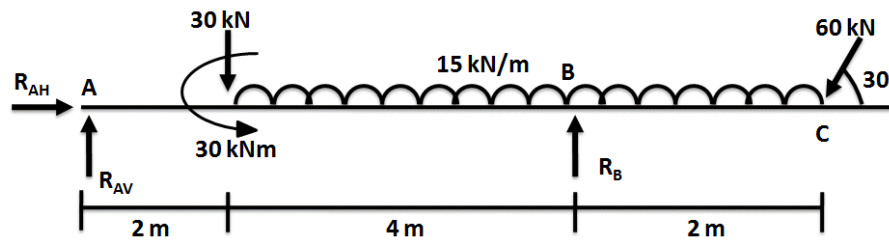


**Example- 2** Determine the reactions at support A and B for the beam loaded as shown in figure



**Answer:**

The F.B.D. of the beam is shown below



**1) Applying  $\sum M = 0$   $\downarrow +ve$   $\uparrow -ve$**

Take the moment @ pt. A, we have,

$$\begin{aligned}
 &+ (30 \times 2) - (30) - (R_B \times 6) + (15 \times 6 \times 5) + (60 \sin 30^\circ) = 0 \\
 &R_{AV} - 30 - (15 \times 6) + R_B - (60 \sin 30^\circ) = 0 \\
 &R_B = 120 \text{ kN}
 \end{aligned}$$

**2)  $\sum F_y = 0$**

$$\therefore R_{AV} = 30 \text{ kN}$$

**3)  $\sum F_x = 0$**

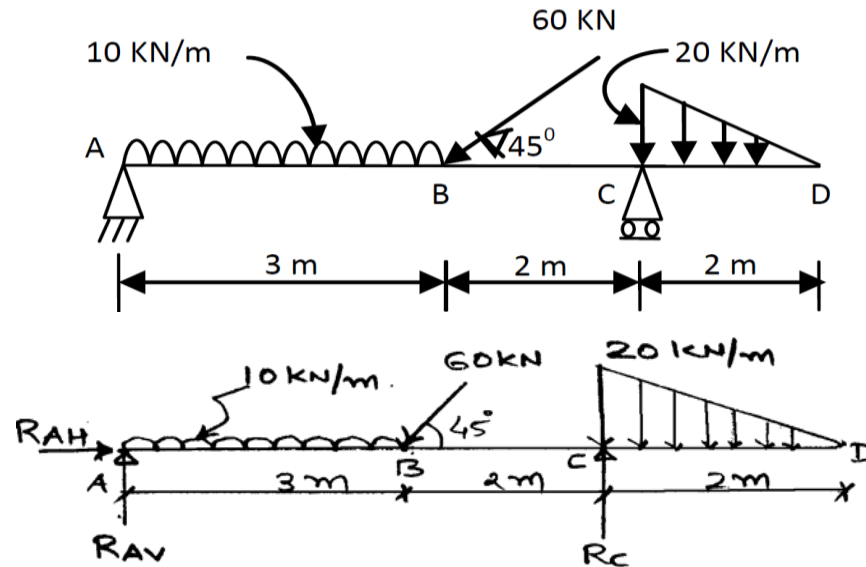
$$R_{AH} - 60 \cos 30^\circ = 0$$

$$\therefore R_{AH} = +51.96 \text{ kN}$$

$$\text{Now, } R_A = \sqrt{R_{AV}^2 + R_{AH}^2} = 60 \text{ kN}$$



**Example: 3** Calculate reactions at support due to applied load on the beam as shown in Figure



**Answer:**

Showing the reactions at support.

1) Applying  $\sum M = 0$

Take the moment @ pt. A, we have,

$$+ (10 \times 3 \times 1.5) + (60 \sin 45^\circ \times 3) - (R_C \times 5) + (1/2 \times 20 \times 2 \times 5.66) = 0$$

$$\therefore R_C = 57.096 \text{ KN } (\uparrow)$$

2)  $V = 0 \uparrow + Ve \quad \downarrow - Ve$

$$+ R_{AV} - (10 \times 3) - (60 \sin 45^\circ) + R_C - (1/2 \times 20 \times 2) = 0$$

Putting value of  $R_C$ , we have.

$$R_{AV} = 35.33 \text{ KN}$$

3)  $H = 0$

$$R_{AH} - 60 \cos 45^\circ = 0$$

$$R_{AH} = 42.43 \text{ KN}$$

$$\text{Now, } R_A = \sqrt{R_{AH}^2 + R_{AV}^2}$$

$$= \sqrt{(42.43)^2 + (35.33)^2}$$

$$= 55.21 \text{ KN } (\rightarrow)$$

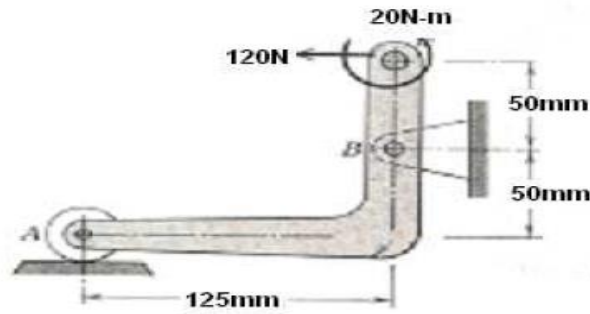
$$\tan \theta = \frac{R_{AV}}{R_{AH}} = \frac{35.33}{42.43}$$

$$\theta = (39.78)^\circ$$



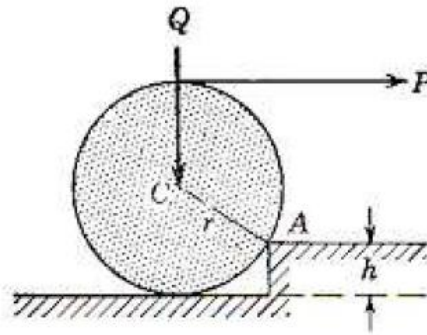
# Tutorial Questions

1. Calculate the magnitude of the force supported by the pin at B for the bell crank loaded and supported as shown in Figure

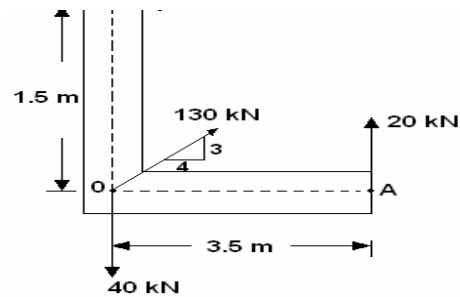


2. A roller of radius  $r = 0.3 \text{ m}$  and weight  $Q = 2000 \text{ N}$  is to be pulled over a curb of height  $h = 0.15 \text{ m}$  by a horizontal force  $P$  applied to the end of a string wound around the circumference of the roller. Find the magnitude of  $P$  required to start the roller over the curb. [3 Marks]

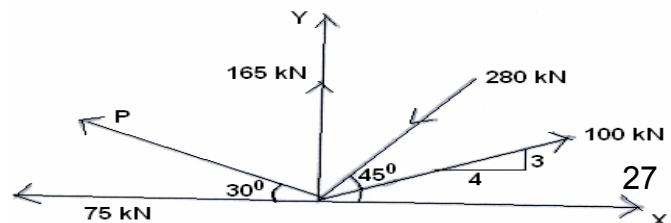
{As shown in the Figure }



3. State and Prove Lami's Theorem
4. Distinguish between co-planar and non-co planar forces. Classify the various types of forces.
5. Forces are applied to an angle bracket as shown in figure 2. Determine the magnitude and direction of the resultant

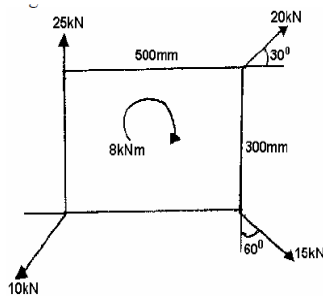


6. State and prove Varignon's Theorem
7. State and prove parallelogram law of forces.
8. Calculate the magnitude of "P" and the resultant of the force system shown in figure. The algebraic sum of horizontal components of all these forces is  $-325 \text{ kN}$ .

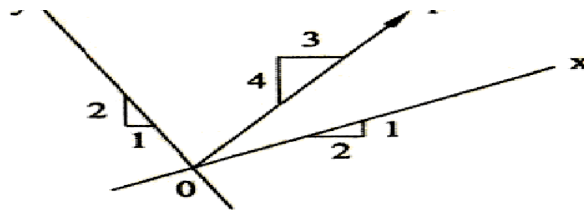


## Assignment Questions

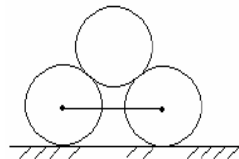
1. Determine the magnitude, direction and position of the resultant of the system of forces as shown in figure.



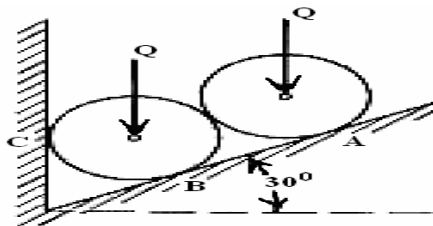
2. What do you mean by coplanar concurrent force system? Explain with suitable example. [2]  
If the X component is as shown in figure of P is 893 N, determine P and its Y component.[3]



3. Two smooth cylinders of 3 m diameter and 100 N weight are separated by a chord of 4m long. They support another smooth cylinder of diameter 3m and 200N weight as shown in figure. Find the tension in the chord.



4. a) Define free body diagram, Transmissibility of a force and resultant of a force.
5. Two identical rollers, each of weight 100 N, are supported by an inclined plane and a vertical wall as shown in figure. Assuming smooth surfaces, find the reactions induced at the points of support A, B and C





---

**UNIT 2**

**Friction**

**&**

**Analysis of Pin-Jointed Plane**

**Frames**

---

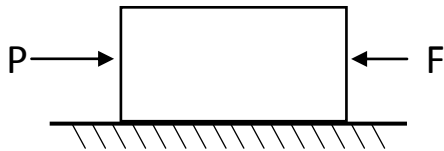




# UNIT II FRICTION

➤ **Friction or Friction Force: -**

When a body slide or tends to slide on a surface on which it is resting, a resisting force opposing the motion is produced at the contact surface. This resisting force is called friction or friction force.



P = External force

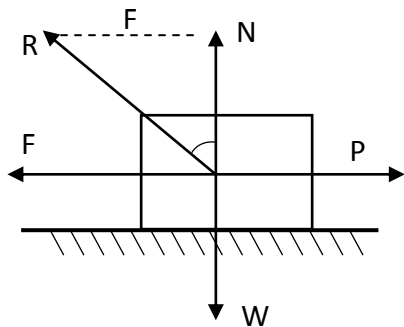
F = Friction force

Friction force (F) always act in the direction opposite to the movement of the body,

➤ **Limiting Friction: -**

When a body is at the verge of start of motion is called limiting friction or impending motion.

➤ **Angle of Friction: -**



- The angle between normal reaction (N) and resultant force(R) is called angle of friction.
- It is also called limiting angle of friction
- The value of  $\phi$  is more for rough surface as compared to smooth surface.

W = weight of block,

F = Friction force

N= Normal reaction

R = Resultant force

P= external force

➤ **Coefficient of Friction ( $\mu$ ): -**

The ratio of limiting friction and Normal reaction is called coefficient of friction

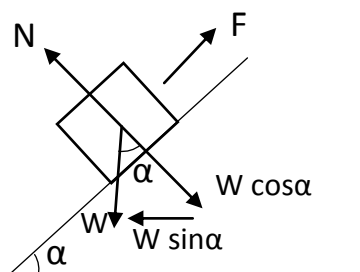
$$F \propto N$$

$$F = \mu N$$

$$\mu = \frac{F}{N}$$

➤ **Angle of Repose: -**

With increase in angle of the inclined surface, the maximum angle at which, body starts sliding down the plane is called angle of response.



- Consider a body, of weight W is resting on the plane inclined at angle ( $\alpha$ ) with horizontal.
- Weight has two components
  1. Parallel to the plane =  $w \sin \alpha = F$
  2. Perpendicular to the plane =  $w \cos \alpha = N$

$$\mu = \frac{F}{N} = \frac{w \sin \alpha}{w \cos \alpha} = \tan \alpha$$

1

As we know that  $\mu = \tan \phi$   
From equation 1 & 2

2

$$\alpha = \phi$$

- Angle of friction = Angle of response =  $\phi$ .

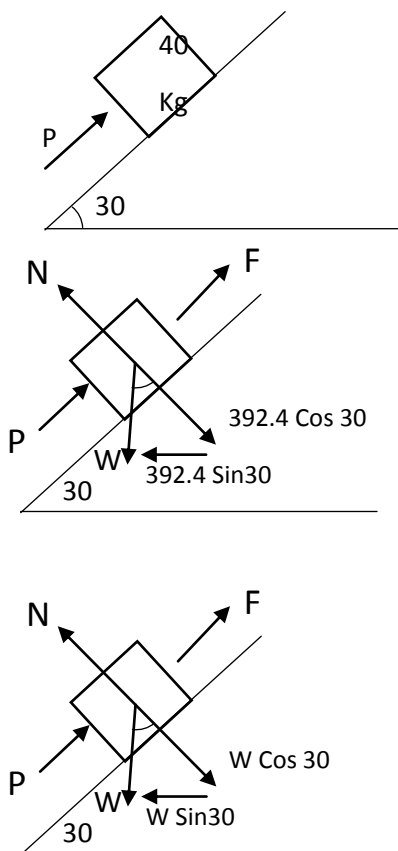


## UNIT II FRICTION

➤ **Law of static friction: -**

1. The friction force always acts in a direction, opposite to that in which the body tends to move.
2. The magnitude of friction force is equal to the external force.
3. The ratio of limiting friction (F) & normal reaction (N) is constant.
4. The friction force does not depend upon the area of contact between the two surfaces.
5. The friction force depends upon the roughness of the surfaces.

**Example -1: A 40 Kg mass is placed on the inclined plane making angle of 30 with horizontal, as shown in figure. A push “P” is applied parallel to the plane. If coefficient of static friction between the plane & the mass is 0.25. Find the maximum & minimum value of P between which the mass will be in the equilibrium.**



**1. Weight of block**

$$W = mg = 40 * 9.81 = 392.4N$$

**2. Minimum force (P) to maintain equilibrium.**

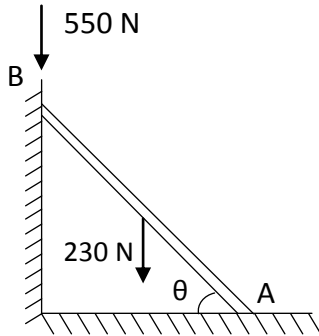
- The force P is minimum, When the block is at point of sliding downwards.
- F will act upward along the plane
- Resolve forces parallel to plane  
 $P + F = 392.4 \sin 30 = 196.2$
- Resolve forces perpendicular to plane  
 $N = 392.4 \cos 30 = 339.83N$   
 $F = \mu N = 84.96 N$   
 $F + P = 196.2$   
 $P = 111.24N \dots \dots \dots$  Minimum value of P

**3. Maximum force to maintain equilibrium.**

- The force P is maximum, when block is at the point of sliding upwards.
- F will be act downward along the plane.
- Resolve force perpendicular to plane.  
 $N = 392.4 \cos 30 = 339.8 N$   
 $F = \mu N = 0.25 * 339.8 = 84.96N$
- Resolve force parallel to plane.  
 $P = F + 392.4 \sin 30 = 281.16 N \dots \dots$  Max of P



**Example 2: A Uniform ladder AB weighting 230N & 4 m long is supported by vertical wall at top end B and by horizontal floor at bottom end A as shown in figure. A man weighting 550N stood at the top of the ladder. Determine minimum angle of ladder AB with floors for the stability of ladders. Take coefficient of friction between ladder and wall as 1/3 & between ladder & Floor as 1/4.**



$$\mu_w = 1/3, \mu_f = 1/4.$$

- **Resolving force horizontally.**

$$R_w = F_f = \mu_f R_f = 1/4 R_f.$$

- **Resolving Forces Vertically.**

$$R_f + R_w = 550 + 230$$

$$R_f + \mu_w R_w = 780$$

$$R_f = 1/3 * 1/4 R_f = 780$$

$$1.083 R_f = 780$$

$$R_f = 720.22 \text{ N},$$

Now,

$$F_f = \mu_f R_f = 1/4 * 720.22 = 180.05 \text{ N}$$

$$R_w = 1/4 R_f = 1/4 * 720.22 = 180.05 \text{ N}$$

$$F_f = \mu_w R_w \quad F_f = \mu_w R_w = 1/3 * 180.05 = 60 \text{ N}$$

Taking moment @ A.

$$R_w * (4 \sin \theta) + F_w * (4 \cos \theta) = 550 * 4 \cos \theta + 230 * 2 \cos \theta$$

- **Dividing both side by Cos θ.**

$$720.2 \tan \theta = 2420$$

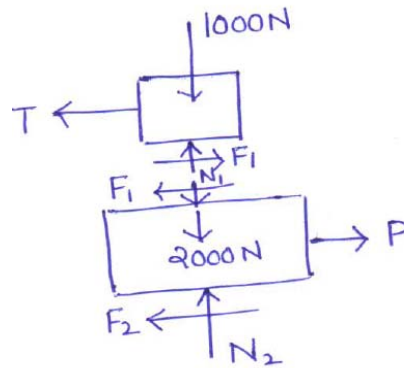
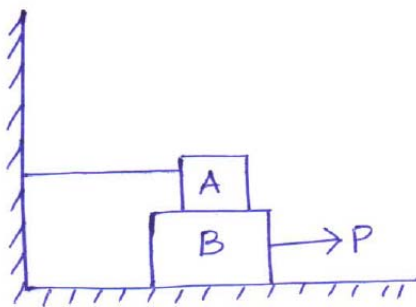
$$\theta = 73.24^\circ.$$



Block A weighing 1000N rests over block B which weighs 2000N as shown in figure. Block A is tied to wall with a horizontal string. If the coefficient of friction between blocks A and B is 0.25 and between B and floor is 1/3, what should be the value of P to move the block (B), if

- (a) P is horizontal.
- (b) P acts at 30° upwards to horizontal.

Solution: (a)



Considering block A,

$$\sum V = 0$$

$$N_1 = 1000N$$

Since  $F_1$  is limiting friction,

$$\frac{F_1}{N_1} = \mu = 0.25$$

$$F_1 = 0.25N_1 = 0.25 \times 1000 = 250N$$

$$\sum H = 0$$

$$F_1 - T = 0$$

$$T = F_1 = 250N$$

Considering equilibrium of block B,

$$\sum V = 0$$

$$N_2 - 2000 - N_1 = 0$$

$$N_2 = 2000 + N_1 = 2000 + 1000 = 3000N$$

$$\frac{F_2}{N_2} = \mu = \frac{1}{3}$$

$$F_2 = 0.3N_2 = 0.3 \times 3000 = 1000N$$



$$\sum H = 0$$

$$P = F_1 + F_2 = 250 + 1000 = 1250N$$

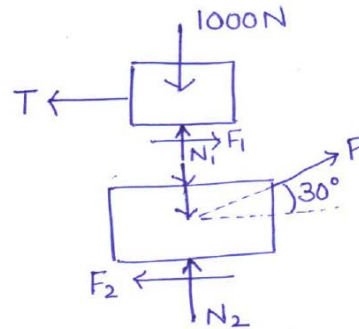
(b) When P is inclined:

$$\sum V = 0$$

$$N_2 - 2000 - N_1 + P \cdot \sin 30 = 0$$

$$\Rightarrow N_2 + 0.5P = 2000 + 1000$$

$$\Rightarrow N_2 = 3000 - 0.5P$$



From law of friction,

$$F_2 = \frac{1}{3}N_2 = \frac{1}{3}(3000 - 0.5P) = 1000 - \frac{0.5}{3}P$$

$$\sum H = 0$$

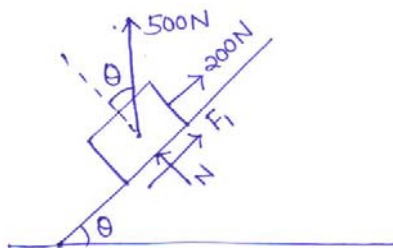
$$P \cos 30 = F_1 + F_2$$

$$\Rightarrow P \cos 30 = 250 + \left(1000 - \frac{0.5}{3}P\right)$$

$$\Rightarrow P \left(\cos 30 + \frac{0.5}{3}\right) = 1250$$

$$\Rightarrow P = 1210.43N$$

Example 10.10 A block weighing 500N just starts moving down a rough inclined plane when supported by a force of 200N acting parallel to the plane in upward direction. The same block is on the verge of moving up the plane when pulled by a force of 300N acting parallel to the plane. Find the inclination of the plane and coefficient of friction between the inclined plane and the block.



$$\sum V = 0$$

$$N = 500 \cdot \cos \theta$$

$$F_1 = \mu N = \mu \cdot 500 \cos \theta$$



$$\begin{aligned}\sum H &= 0 \\ 200 + F_1 &= 500 \cdot \sin \theta \\ \Rightarrow 200 + \mu \cdot 500 \cos \theta &= 500 \cdot \sin \theta\end{aligned}\tag{1}$$

$$\begin{aligned}\sum V &= 0 \\ N &= 500 \cdot \cos \theta \\ F_2 &= \mu N = \mu \cdot 500 \cdot \cos \theta\end{aligned}$$

$$\begin{aligned}\sum H &= 0 \\ 500 \sin \theta + F_2 &= 300 \\ \Rightarrow 500 \sin \theta + \mu \cdot 500 \cos \theta &= 300\end{aligned}\tag{2}$$

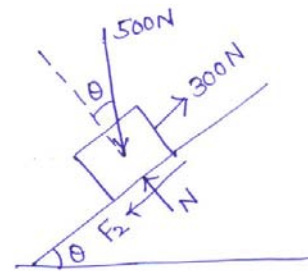
Adding Eqs. (1) and (2), we get

$$\begin{aligned}500 &= 1000 \cdot \sin \theta \\ \sin \theta &= 0.5 \\ \theta &= 30^\circ\end{aligned}$$

Substituting the value of  $\theta$  in Eq. 2,

$$500 \sin 30 + \mu \cdot 500 \cos 30 = 300$$

$$\mu = \frac{50}{500 \cos 30} = 0.11547$$



## ANALYSIS OF PLANE TRUSSES

A pin jointed frame is a structure made of slender (cross-sectional dimensions quite small compared to length) members pin connected at ends and capable of taking load at joints.

Such frames are used as roof trusses to support sloping roofs and as bridge trusses to support deck.

A frame in which all members lie in a single plane is called plane frame. They are designed to resist the forces acting in the plane of frame. Roof trusses and bridge trusses are the example of plane frames.

If all members of frame do not lie in a single plane, they are called as space frame. Tripod, transmission towers are the examples of space frames.

A pin jointed frame which has got just sufficient number of members to resist the loads without undergoing appreciable deformation in shape is called a perfect frame. Triangular frame is the simplest perfect frame and it has 03 joints and 03 members.

It may be observed that to increase one joint in a perfect frame, two more members are required. Hence, the following expression may be written as the relationship between number of joint  $j$ , and the number of members  $m$  in a perfect frame.

$$m = 2j - 3$$

- (a) When LHS = RHS, Perfect frame.
- (b) When LHS < RHS, Deficient frame.
- (c) When LHS > RHS, Redundant frame.



The following assumptions are made in the analysis of pin jointed trusses:

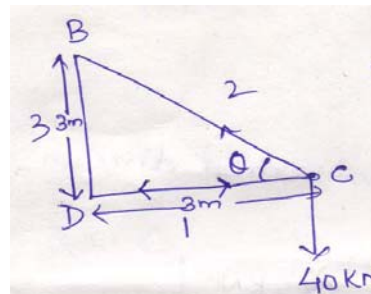
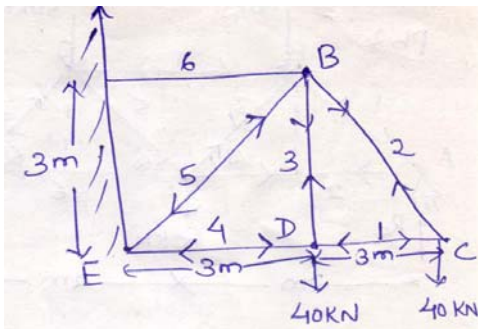
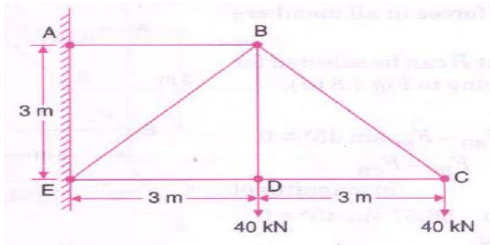
1. The ends of the members are pin jointed (hinged).
2. The loads act only at the joints.
3. Self weight of the members is negligible.

**M**ethods

1. Method of joint
2. Method of section



Find the forces in all the members of the truss shown in figure.



$$\theta =$$

$$\Rightarrow \theta = 45^\circ$$

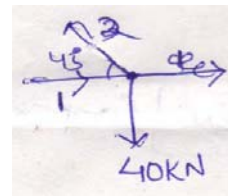
Joint C

$$S_1 = S_2 \cos 45$$

$$\Rightarrow S_1 = 40 \text{ kN (Compression)}$$

$$S_2 \sin 45 = 40$$

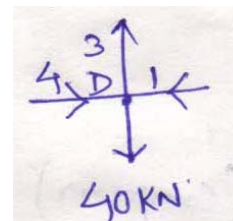
$$\Rightarrow S_2 = 56.56 \text{ kN (Tension)}$$



Joint D

$$S_3 = 40 \text{ kN (Tension)}$$

$$S_1 = S_4 = 40 \text{ kN (Compression)}$$

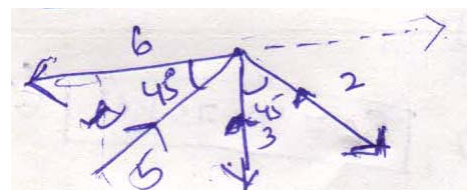


Joint B

Resolving vertically,

$$\sum V = 0$$

$$S_5 \sin 45 = S_3 + S_2 \sin 45$$





$$\Rightarrow S_5 = 113.137 \text{ KN (Compression)}$$

Resolving horizontally,

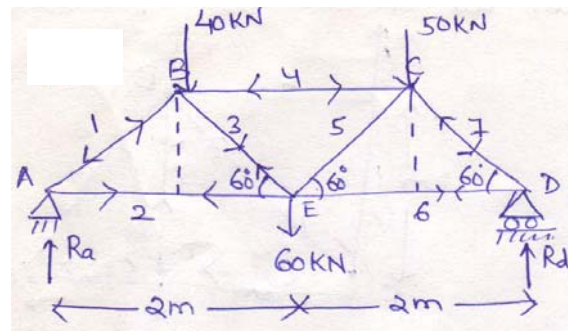
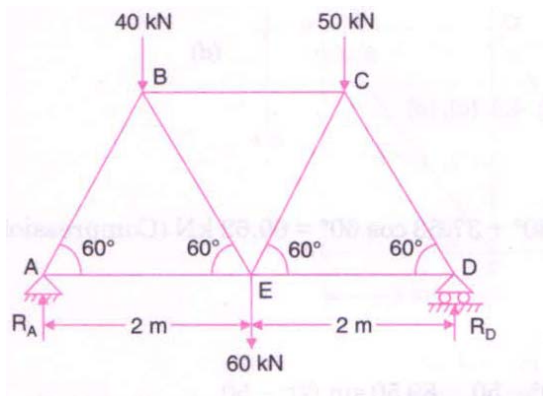
$$\sum H = 0$$

$$S_6 = S_5 \cos 45 + S_2 \cos 45$$

$$\Rightarrow S_6 = 113.137 \cos 45 + 56.56 \cos 45$$

$$\Rightarrow S_6 = 120 \text{ KN (Tension)}$$

Determine the forces in all the members of the truss shown in figure and indicate the magnitude and nature of the forces on the diagram of the truss. All inclined members are at  $60^\circ$  to horizontal and length of each member is 2m.



Taking moment at point A,

$$\sum M_A = 0$$

$$R_d \times 4 = 40 \times 1 + 60 \times 2 + 50 \times 3$$

$$\Rightarrow R_d = 77.5 \text{ KN}$$

Now resolving all the forces in vertical direction,

$$\sum V = 0$$

$$R_a + R_d = 40 + 60 + 50$$

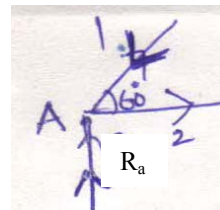
$$\Rightarrow R_a = 72.5 \text{ KN}$$

Joint A

$$\sum V = 0$$

$$\Rightarrow R_a = S_1 \sin 60$$

$$\Rightarrow S_1 = 83.72 \text{ KN (Compression)}$$



$$\sum H = 0$$

$$\Rightarrow S_2 = S_1 \cos 60$$



$$\Rightarrow S_1 = 41.86 \text{ KN (Tension)}$$

### Joint D

$$\sum V = 0$$

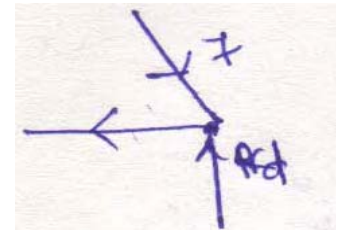
$$S_7 \sin 60 = 77.5$$

$$\Rightarrow S_7 = 89.5 \text{ KN (Compression)}$$

$$\sum H = 0$$

$$S_6 = S_7 \cos 60$$

$$\Rightarrow S_6 = 44.75 \text{ KN (Tension)}$$



### Joint B

$$\sum V = 0$$

$$S_1 \sin 60 = S_3 \cos 60 + 40$$

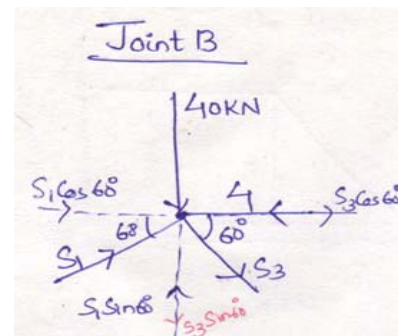
$$\Rightarrow S_3 = 37.532 \text{ KN (Tension)}$$

$$\sum H = 0$$

$$S_4 = S_1 \cos 60 + S_3 \cos 60$$

$$\Rightarrow S_4 = 37.532 \cos 60 + 83.72 \cos 60$$

$$\Rightarrow S_4 = 60.626 \text{ KN (Compression)}$$

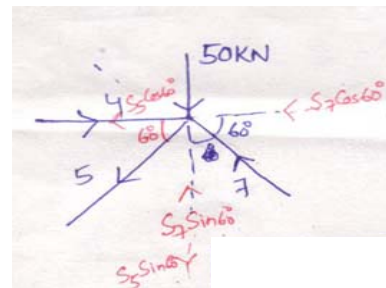


### Joint C

$$\sum V = 0$$

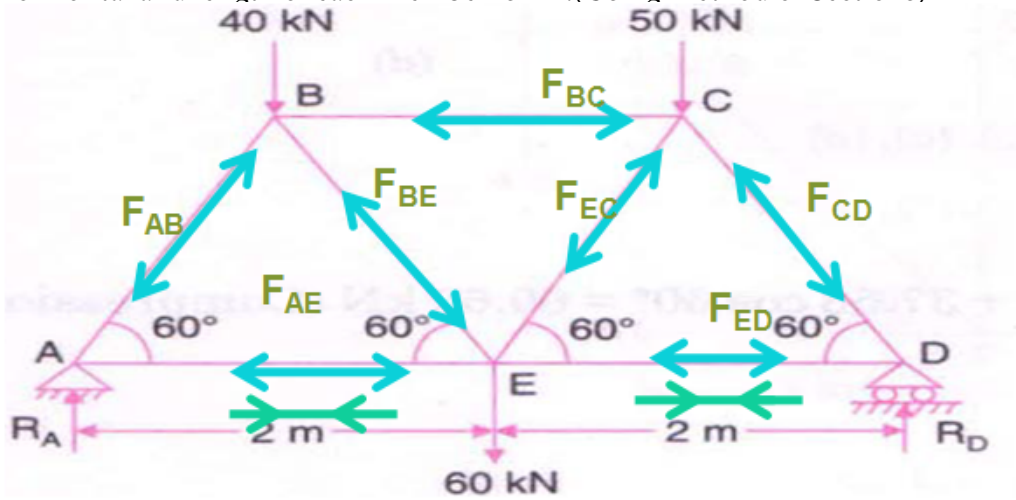
$$S_5 \sin 60 + 50 = S_7 \sin 60$$

$$\Rightarrow S_5 = 31.76 \text{ KN (Tension)}$$



# Method of sections

1. Determine the forces in the members BC, BE and AE of the truss shown in figure and indicate the magnitude and nature of the forces on the diagram of the truss. All inclined members are at 60° to horizontal and length of each member is 2m. (Using Method of Sections)



Step 1

$$\sum V = 0$$

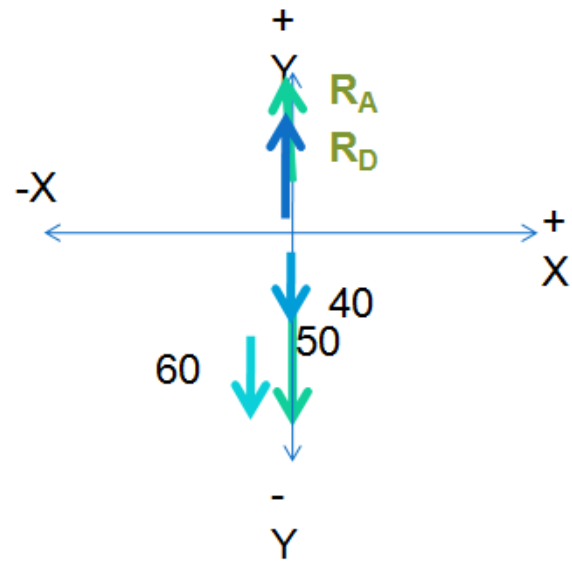
$$R_A + R_D = 150$$

Taking moment at point A,

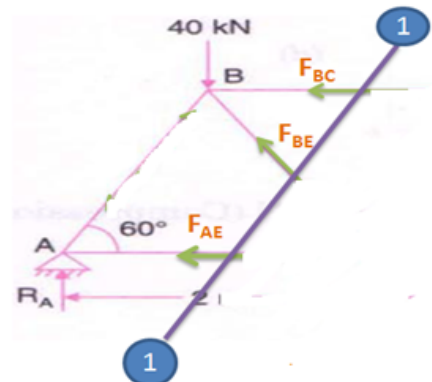
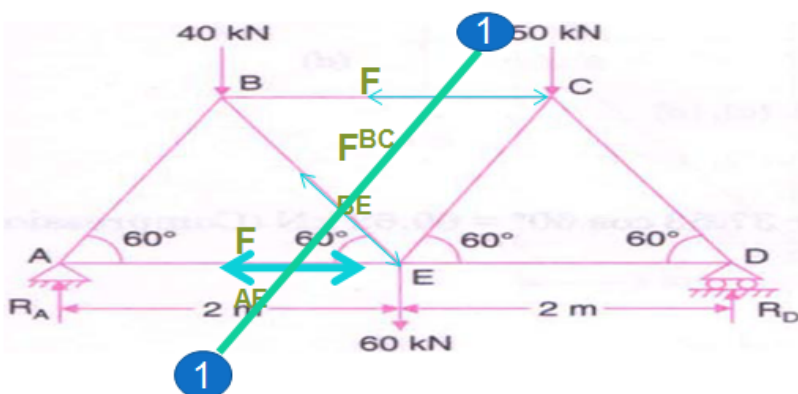
$$-60 \times 2 - 40 \times 1 - 50 \times 3 + R_D \times 4 = 0$$

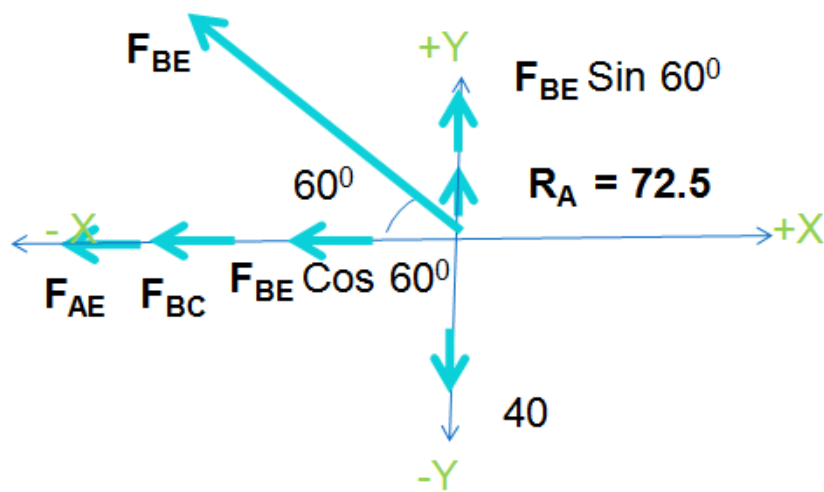
$$R_D = 77.5 \text{ kN}$$

$$R_A = 72.5 \text{ kN}$$



Step 2: Draw a section line passing through the required forces of members (Maximum 3)





$$\sum H = 0$$

$$F_{AE} + F_{BC} + F_{BE} \cos 60^\circ = 0$$

$$\sum V = 0$$

$$F_{BE} \sin 60^\circ + 72.5 = 40$$

$$F_{BE} = \frac{40 - 72.5}{\sin 60^\circ} = -37.53 \text{ KN}$$

Taking the moments about the point B

$$\sum M_B = 0$$

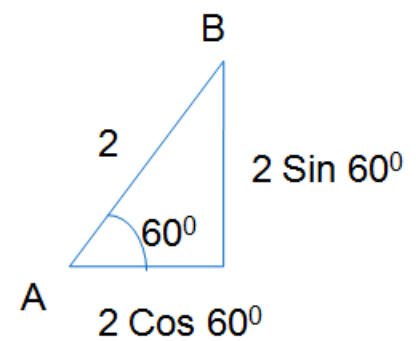
$$R_A \times AG - F_{AE} \times BG = 0$$

$$72.5 \times 2 \cos 60^\circ + F_{AE} \times 2 \sin 60^\circ = 0$$

$$F_{AE} = \frac{72.5}{2 \sin 60^\circ} = -41.86 \text{ KN}$$

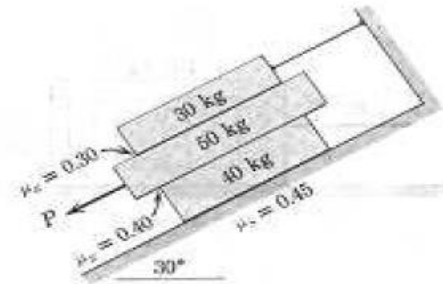
$$-41.86 + F_{BC} + (-37.532) \cos 60^\circ = 0$$

$$F_{BC} = 60.63 \text{ KN}$$

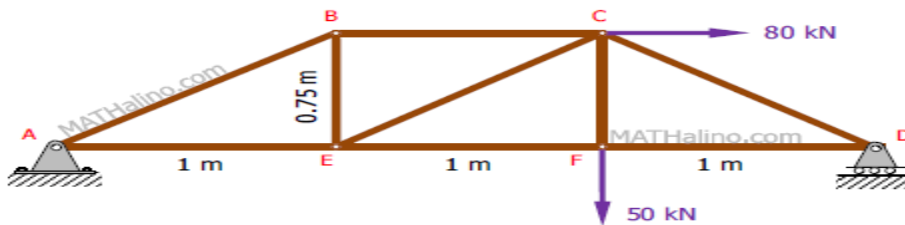


# Tutorial Questions

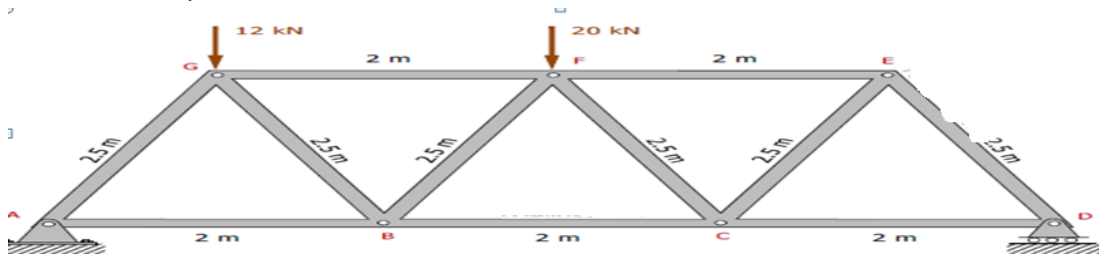
1. A block weighing 50 N is resting on a horizontal plane. A horizontal force of 10 N is applied to start the sliding of the block. Find
  - i. coefficient of friction
  - ii. angle of friction
  - iii. resultant force.
2. The three flat blocks are positioned on the 30° incline as shown in Figure, and a force P parallel to the incline is applied to the middle block. The upper block is prevented from moving by a wire which attaches it to the fixed support. The coefficient of static friction for each of the three pairs of mating surfaces is shown. Determine the maximum value which P may have before any slipping takes place



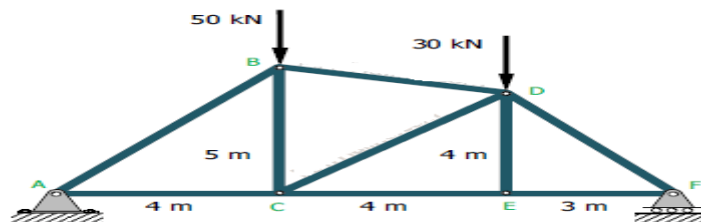
3. Find the force acting in all members of the truss shown in Figure



4. The structure in Fig. is a truss which is pinned to the floor at point A, and supported by a roller at point D. Determine the force to all members of the truss.

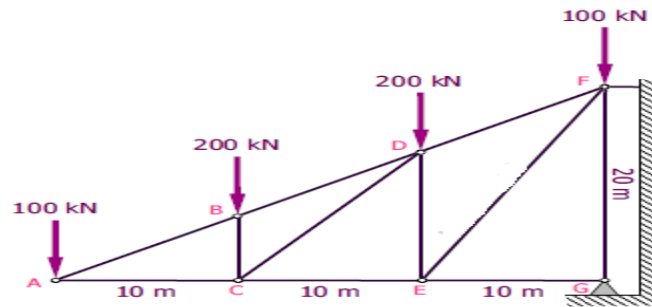


5. Compute the force in all members of the truss shown in Fig.

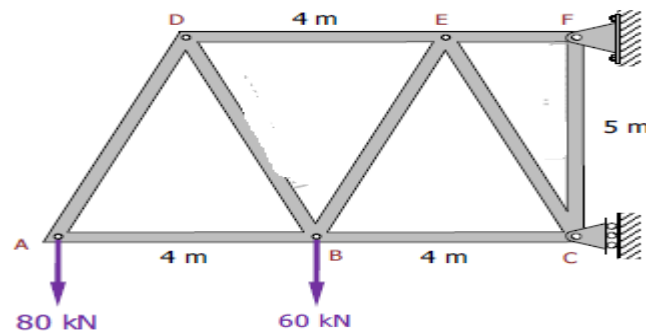


# Assignment Questions

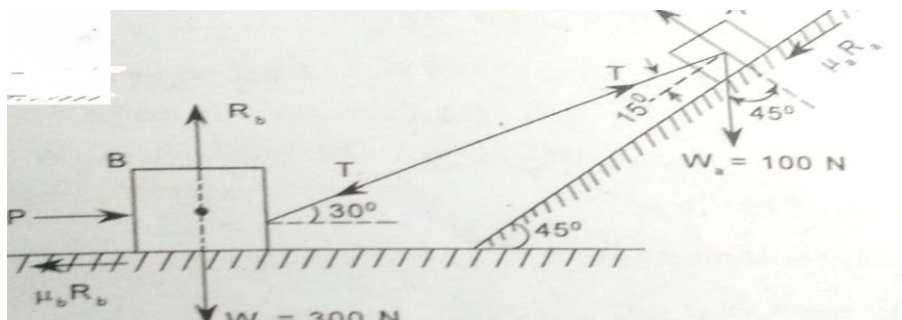
1. Use the method of sections to compute for the force in members DF, EF, and EG of the cantilever truss as shown in fig




2. The truss in Fig. is pinned to the wall at point F, and supported by a roller at point C. Calculate the force (tension or compression) in members BC, BE, and DE



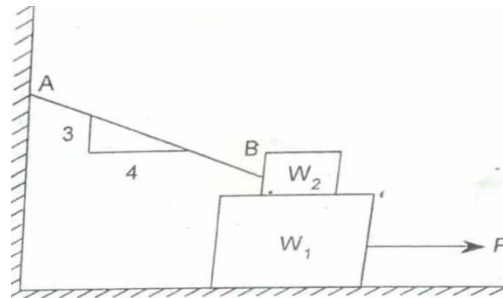
3. A uniform bar AB 10 m long and weighing 280N is hinged at B and rests upon a 400 N block as shown in figure. If the coefficient of friction is 0.4 for all contact surfaces. Find the horizontal force P required to start moving the 400 N block



4. Referring the blow figure determine the least value of the force  $P$  to cause motion to impend rightward. Assume the coefficient of friction under the blocks to be 0.2 and the pulley to be frictionless



5. A block of weight  $W_1=1290\text{ N}$  on a horizontal surface and supports another block of weighing  $W_2=570\text{ N}$  on the top of its as shown in figure. The block of weight  $W_2$  is attached to a vertical wall by an inclined string  $AB$ . Find the force  $P$  applied to the lower block that will be necessary To cause slipping to impend. the Coefficient of friction between block 1 and 2 is 0.25 and between block 1 and horizontal surface is 0.4





---

**UNIT 3**

**Centroids and Centers of Gravity**

---



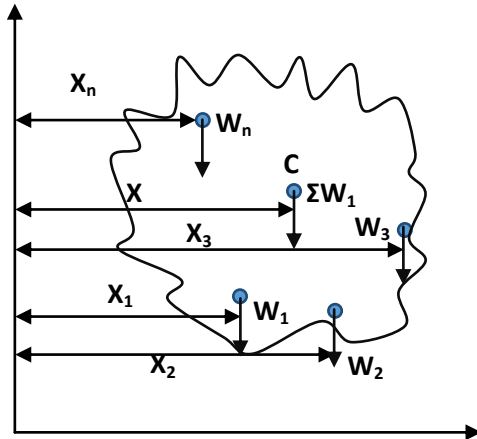


# CENTROID AND CENTER OF GRAVITY

## UNIT III

### Centre of Gravity

- It is defined as an imaginary point on which entire, length, area or volume of body is assumed to be concentrated.
- It is defined as a geometrical centre of object.



- The weight of various parts of body, which acts parallel to each other, can be replaced by an equivalent weight. This equivalent weight acts a point, known as centre of gravity of the body
- The resultant of the force system will algebraic sum of all parallel forces, there force
 
$$\mathbf{R} = \mathbf{W}_1 + \mathbf{W}_2 + \dots + \mathbf{W}_n$$
- It is represented as weight of entire body.

$$\mathbf{W} = \mathbf{R} = \sum_{i=1}^n \mathbf{w}_i$$

- The location of resultant with reference to any axis (say y – y axis) can be determined by taking moment of all forces & by applying varignon's theorem,
- Moment of resultant of force system about any axis = Moment of individual force about the same axis

$$R \cdot \bar{x} = W_1 x_1 + W_2 x_2 + \dots + W_n x_m$$

we can write,

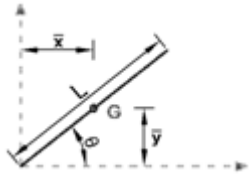
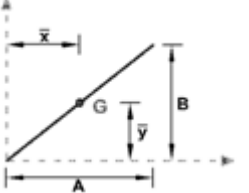
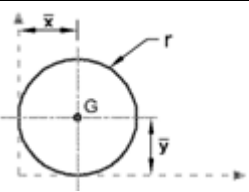
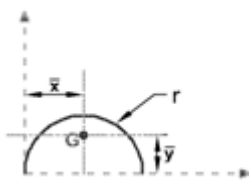
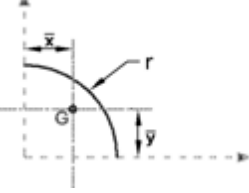
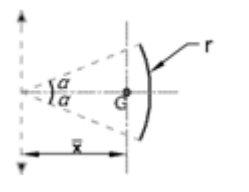
$$\bar{x} = \frac{W_1 x_1 + W_2 x_2 + \dots + W_n x_m}{N} = \frac{w_i x_i}{w_i}$$

$$\bar{x} = \frac{\int x \, dw}{\int dw}$$

Similarly,

$$\bar{y} = \frac{\sum w_i y_i}{\sum w_i}$$



Line Element Centroid – Basic Shape				
Element name	Geometrical Shape	Length	$\bar{x}$	$\bar{y}$
Straight line		L	$\frac{L}{2} \cos \theta$	$\frac{L}{2} \sin \theta$
Straight line		$\sqrt{A^2 + B^2}$	$\frac{A}{2}$	$\frac{B}{2}$
Circular wire		$2\pi r$	r	r
Semi-circular		$\pi r$	r	$\frac{2r}{\pi}$
Quarter circular		$\frac{\pi r}{2}$	$\frac{2r}{\pi}$	$\frac{2r}{\pi}$
Circular arc		$2r\alpha$ ( $\alpha$ in radian)	$\frac{r \sin \alpha}{\alpha}$	On Axis of Symmetry

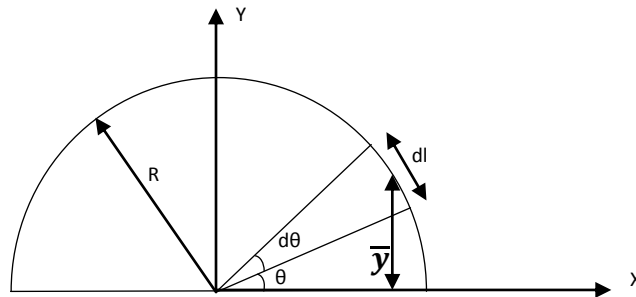
Here,

$$\bar{x} = \frac{l_1 x_1 + l_2 x_2 + \dots + l_n x_n}{l_1 + l_2 + l_3 + \dots + l_n} = \frac{\sum l_i x_i}{\sum l}$$

$$\bar{y} = \frac{\sum l_i y_i}{\sum l}$$



## Centroid of semi – circular arc



- A semi-circular arc be uniform thin wire or a thin rod, place it in such a way that y – axis is the axis of symmetry with this symmetry we have  $\bar{x}=0$ .

Here  $\frac{y}{R} = \sin\theta$

$$\therefore Y = \sin\theta R$$

$$\frac{dl}{R} = d\theta$$

$$dl = R \cdot d\theta$$

- Consider length of element is  $dl$  at an angle of  $\theta$  as shown in fig.

$$\bar{y} = \frac{\int y dl}{\int dl} = \frac{\int R \sin\theta R d\theta}{\int R d\theta}$$

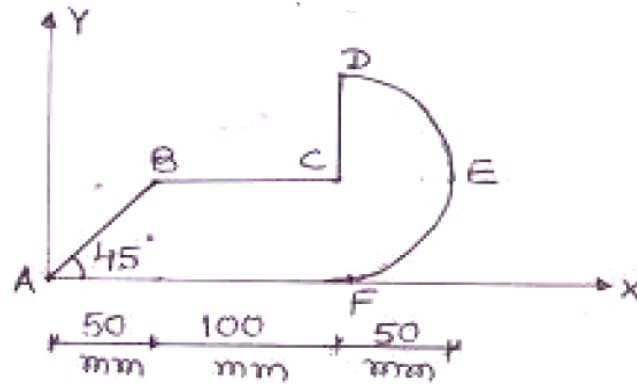
$$= \frac{R \int \sin\theta d\theta}{d\theta}$$

$$= \frac{\int_0^\pi \sin\theta d\theta}{\int_0^\pi d\theta}$$

$$\bar{y} = \frac{2R}{\pi}$$



**Example: 1. Determine the centroid of bar bent in to a shape as shown in figure.**



**Answer:**

For finding out the centroid of given bar, let's divide the bar in to 4 – element as AB, BC, CD, DEF

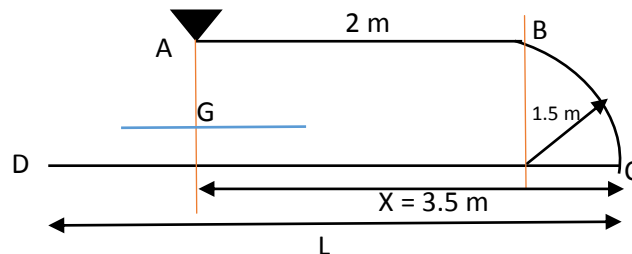
Member	Length	x mm	Y mm	$lx(\text{mm}^2)$	$ly(\text{mm}^2)$
AB	$l_1 = \sqrt{50^2 + 50^2} = 70.71$	$x_1 = (50/2) = 25$	$y_1 = (50/2) = 25$	$l_1x_1 = 1249.98$	$l_1y_1 = 1249.98$
BC	$l_2 = 100$	$x_2 = (100/2) + 50 = 100$	$y_2 = 50$	$l_2x_2 = 10000$	$l_2y_2 = 5000$
CD	$l_3 = 50$	$x_3 = 50 + 100 = 150$	$y_3 = (50/2) + 50 = 75$	$l_3x_3 = 7500$	$l_3y_3 = 3750$
DEF	$l_4 = \pi r = 157.08$	$x_4 = 50 + 100 + (2r/\pi) = 181.83$	$y_4 = r = 50$	$l_4x_4 = 28561.85$	$l_4y_4 = 7853.95$

$$\bar{x} = \frac{l_1x_1 + l_2x_2 + \dots + l_nx_n}{l_1 + l_2 + l_3 + \dots + l_n} = \frac{47311.8}{377.79} = 125.23 \text{ mm}$$

$$\bar{y} = \frac{l_1y_1 + l_2y_2 + \dots + l_ny_n}{l_1 + l_2 + l_3 + \dots + l_n} = \frac{17853.9}{377.79} = 47.25 \text{ mm}$$



**Example-2. Calculate length of part DE such that it remains horizontal when ABCDE is hanged through as shown in figure.**



**ANSWER :**

- here, we want to determine length of DC = l such that DC remains horizontal, for that centroidal axis passes through “A”.
- Reference axis is passing through c as shown in figure.

Part	Shape	Length	$x$ mm	$lx(m^2)$
AB	Straight line	$l_1 = 2$	$x_1 = 1.5 - \frac{2}{2}$	$l_1 x_1 = 5$
BC	Semi-circular arc	$l_2 = \frac{2\pi r}{4}$	$x_2 = 1.5 - \frac{2r}{\pi}$	$l_2 x_2 = 1.284$
CD	Straight line	$l_3 = l$	$x_3 = \frac{l}{2}$	$l_3 x_3 = \frac{l^2}{2}$

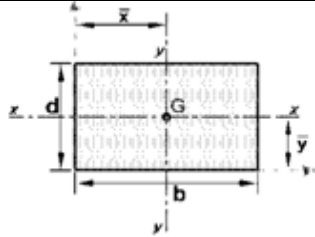
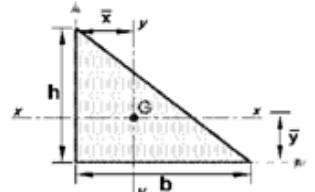
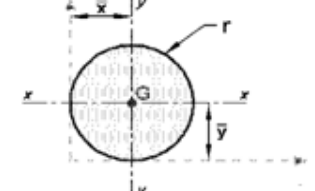
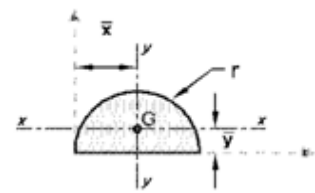
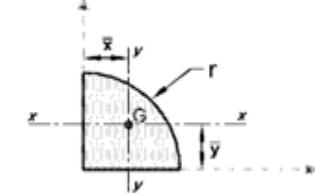
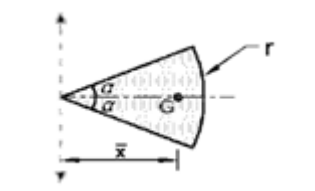
$$\bar{x} = \frac{\sum l x}{\sum l} = \frac{0.5l^2 + 6.284}{4.356 + l} = 3.5$$

$$\therefore 15.246 + 3.5l = 0.5l^2 + 6.284$$

$$\therefore 0.5l^2 - 3.5l - 8.962 = 0$$

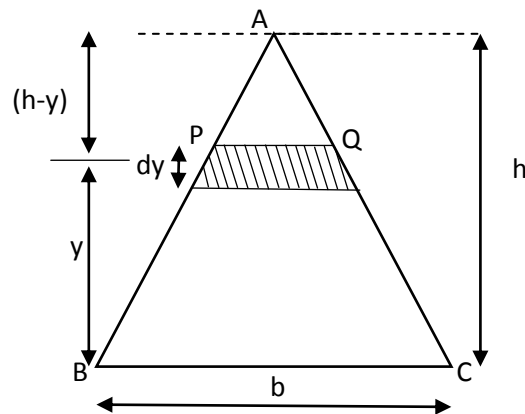
$$\therefore l = 8.993 \text{ m}$$



Area(Lamina) Element Centroid- Basic Shape				
Element name	Geometrical Shape	Area	$\bar{x}$	$\bar{y}$
Rectangle		$bd$	$\frac{b}{2}$	$\frac{d}{2}$
Triangle		$\frac{1}{2}bh$	$\frac{b}{3}$	$\frac{h}{3}$
Circle		$\pi r^2$	$r$	$r$
Semicircle		$\frac{\pi r^2}{2}$	$r$	$\frac{4r}{3\pi}$
Quarter circle		$\frac{\pi r^2}{4}$	$\frac{4r}{3\pi}$	$\frac{4r}{3\pi}$
Circular segment		$\alpha r^2$ ( $\alpha$ in radian)	$\frac{2 r \sin \alpha}{3 \alpha}$	On Axis of Symmetry



## Centroid of a triangle area



- Place one side of the triangle on any axis, say  $x - x$  axis as shown in fig.
- Consider a differential strip of width 'dy' at height y, by similar triangles  $\Delta ABC$  &  $\Delta CDB$

$$\frac{DE}{AB} = \frac{h-Y}{h}$$

$$\begin{aligned} \therefore DE &= \left(1 - \frac{Y}{h}\right)b \\ &= \left(b - \frac{Y}{h}b\right) \end{aligned}$$

- Now, area of strip,

$$dA = \left(b - \frac{Y}{h}b\right) dy$$

- Now, we have

$$\bar{y} = \frac{\int y dA}{dA} = \frac{\int y dA}{A}$$

$$\therefore A\bar{y} = \int_0^h y dA$$

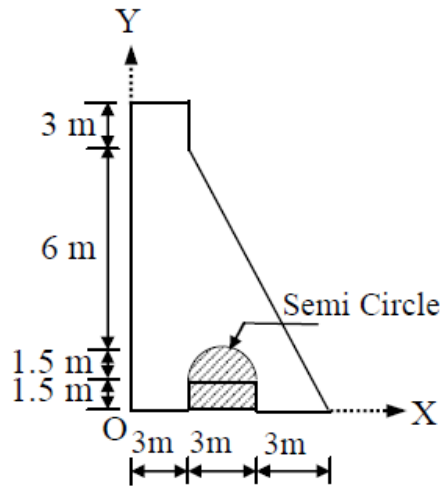
$$= \int_0^h y \left( by - \frac{b}{h} y^2 \right) dy$$

$$\frac{1}{2} \times b \times h \times \bar{y} = \frac{bh^2}{2} - \frac{bh^2}{3}$$

$$\bar{y} = \frac{h}{3}$$



**Example-3. Determine co-ordinates of centroid with respect to 'o' of the section as shown in figure.**



**Answer:**

Let divide the given section in to 4 (four) pare

- (1) : Rectangular (3 X 12)
- (2) : Triangle (6 x 9)
- (3) : Rectangular (3 x 1.5)
- (4) : Semi – circular (r = 1.5m)

Sr. no	Shape	Area (m <sup>2</sup> )	x (m)	Y(m)	Ax (m <sup>3</sup> )	Ay (m <sup>3</sup> )
1	Rectangle	$A_1 = 12 \times 3$ =36	$x_1 = \frac{3}{2}$ = 1.5	$y_1 = \frac{12}{2}$ = 6	$A_1 x_1$ = 54	$A_1 y_1 = 216$
2	Triangle	$A_1 = \frac{1}{2} \times 6 \times 9$ =27	$x_2 = 3 + \frac{6}{3}$ = 5	$y_2 = \frac{9}{3}$ = 3	$A_2 x_2$ = 135	$A_2 y_2 = 81$
3	Rectangle	$A_3 = -3 \times 1.5$ = -4.5	$x_3 = 3 + 1.5$ = 4.5	$y_3 = \frac{1.5}{2}$ = 0.75	$A_3 x_3$ = -20.25	$A_3 y_3$ = -3.375
4	Semi-circle	$A_4 = -\frac{\pi r^2}{2}$ = - 3.53	$x_4 = 3 + 1.5$ = 4.5	$y_4 = 1.5 + \frac{4r}{3\pi}$ = 2.134	$A_4 x_4$ = -15.885	$A_4 y_4$ = -7.53

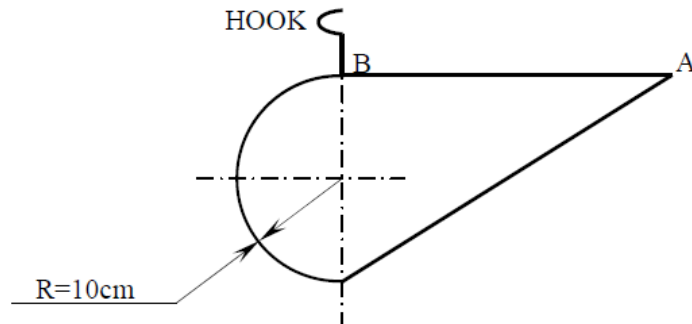
$$\bar{x} = \frac{\sum Ax}{\sum A} = \frac{A_1 x_1 + A_2 x_2 + \dots + A_n x_n}{A_1 + A_2 + A_3 + \dots + A_n} = 2.78 \text{ mm}$$

$$\bar{Y} = \frac{\sum AY}{\sum A} = \frac{A_1 y_1 + A_2 y_2 + \dots + A_n y_n}{A_1 + A_2 + A_3 + \dots + A_n} = 5.20 \text{ mm}$$





**Example 4** A lamina of uniform thickness is hung through a weight less hook at point B such that side AB remains horizontal as shown in fig. determine the length AB of the lamina.



**Answer:**

Let, length  $AB=L$ , for remains horizontal of given lamina moment of areas of lamina on either side of the hook must be equal.

$$\therefore A_1 x_1 = A_2 x_2$$

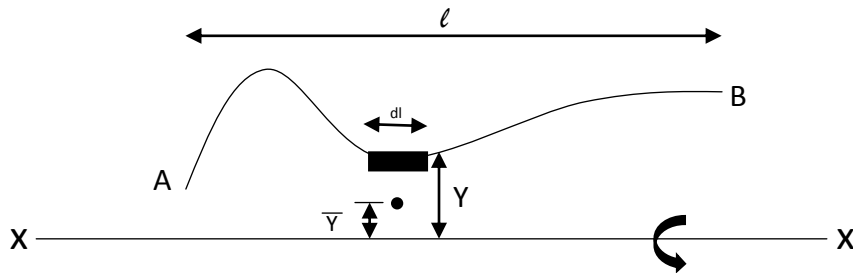
$$\therefore \left(\frac{1}{2} \times L \times 20\right) \left(\frac{1}{3} \times L\right) = \left(\frac{10^2}{2} \times \pi\right) \left(\frac{4 \times (r=10)}{3\pi}\right)$$

$$\therefore \frac{20l^2}{6} = 157.08 \times 4.244$$

$$\therefore L = 14.14 \text{ cm}$$



## Pappus Guldinus first theorem



➤ This theorem states that, “the area of surface of revolution is equal to the product of length of generating curves & the distance travelled by the centroid of the generating curve while the surface is being generated”.

➤ As shown in fig. consider small element having length  $dl$  & at ‘ $y$ ’ distance from  $x - x$  axis.

➤ Surface area  $dA$  by revolving this element  $dA = 2\pi y \cdot dl$  (complete revolution)

➤ Now, total area,

$$\therefore A = \int dA = \int 2\pi y dl = 2\pi \int y dl$$

$$\therefore A = 2\pi \bar{y} l$$

➤ When the curve rotate by an angle ‘ $\theta$ ’

$$\therefore A = 2\pi \bar{y} l \frac{\theta}{2\pi} = \theta \bar{y} l$$

## Pappus guldinus second theorem

➤ This theorem states that, “the volume of a body of revolution is equal to the product of the generating area & distance travelled by the centroid of revolving area while rotating around its axis of rotation.

➤ Consider area ‘ $dA$ ’ as shown in fig. the volume generated by revolution will be

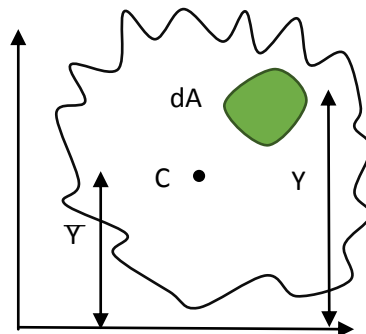
$$dv = 2\pi y \cdot dA$$

➤ Now, the total volume generated by lamina,

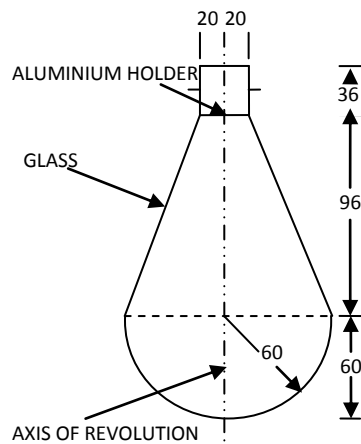
$$\begin{aligned} V &= \int dv = \int 2\pi y dA \\ &= 2\pi \bar{y} A \text{ (completed revolution) } \end{aligned}$$

➤ When the area revolves about ‘ $\theta$ ’ angle volume will be

$$V = 2\pi \bar{y} A \frac{\theta}{2\pi} = \theta \bar{y} A$$



**Example-5. Find surface area of the glass to manufacture an electric bulb shown in fig using first theorem of Pappu's Guldinus.**



Line	length	$x$ mm	$lx(\text{mm}^2)$
AB	$L1=20$	$x_1 = \frac{20}{2} = 10$	200
BC	$L2=36$	$x_1 = 20$	720
CD	$L3=\sqrt{40^2 + 96^2}$ $=104$	$x_3 = 20 + \frac{40}{2} = 40$	4160
DE	$L4=\frac{\pi R}{2}$ $=94.25$	$x_4 = \frac{2r}{\pi} = 38.20$	36000

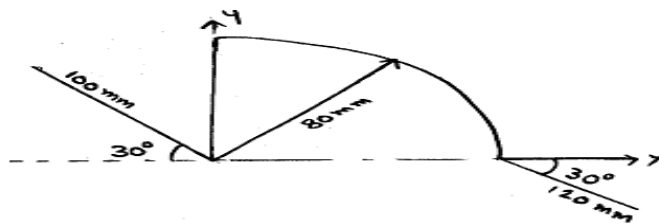
$$\bar{x} = \frac{\sum Lx}{L} = 34.14\text{mm}$$

$$\begin{aligned} \text{Surface area} &= L\theta \bar{x} = 254.25 \times 2\pi \times 34.14 \\ &= 54510.99\text{mm}^2 \end{aligned}$$

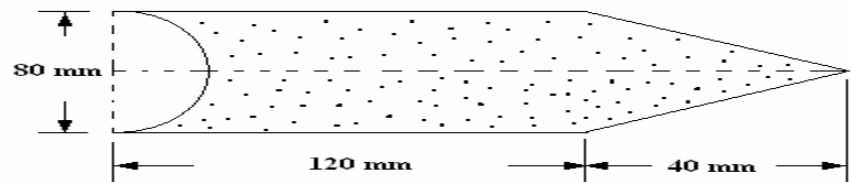


## Tutorial Questions

1. Locate the centroid of the wire bent as shown in figure



2. Find the Centroid for the shaded area about y – axis. As shown in the fig.



3. State and prove Pappus theorem
4. Locate the centroid of the shaded area shown in figure



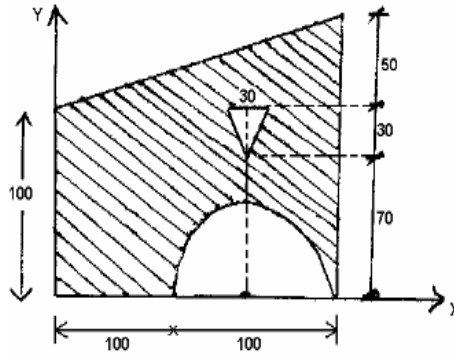
5. Find the centroid of Quarter circle having the radius R



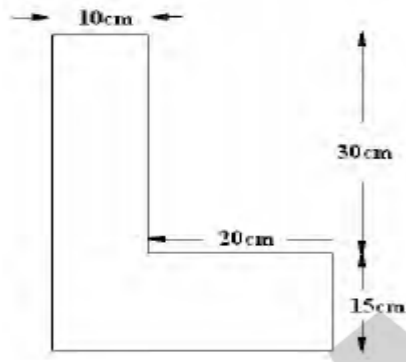
## Assignment Questions

1. Determine the centre of gravity of solid cone of base Radius 'R' and height 'h'

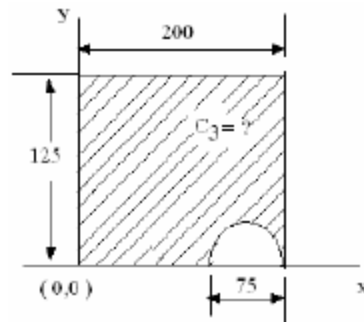
2. Locate the centroid of the shaded area and also find the moment of inertia about horizontal centroidal axis shown in figure. All dimensions in mm.



3. Determine the centroid of the figure



4. Determine the centroid of the shaded area as shown in figure



5. Determine the centre of gravity of right solid circularcine of radius R and height h





---

## **UNIT 4**

# **Moment of Inertia**

**&**

# **Mass Moment of Inertia**

---



# MOMENT OF INERTIA

## UNIT IV

### Introduction

- The moment of force about any point is defined as product of force and perpendicular distance between direction of force and point under consideration. It is also called as first moment of force.
- In fact, moment does not necessary involve force term, a moment of any other physical term can also be determined simply by multiplying magnitude of physical quantity and perpendicular distance. Moment of areas about reference axis has been taken to determine the location of centroid. Mathematically it was defined as,

Moment = area x perpendicular distance.

$$M = (A \times y)$$

- If the moment of moment is taken about same reference axis, it is known as moment of inertia in terms of area, which is defined as,

Moment of inertia = moment x perpendicular distance.

$$I_A = (M \times y) = A \cdot y \times y = A y^2$$

- Where  $I_A$  is area moment of inertia,  $A$  is area and 'y' is the distance between centroid of area and reference axis. On similar notes, moment of inertia is also determined in terms of mass, which is defined as,

$$I_m = mr^2$$

- Where 'm' is mass of body, 'r' is distance between center of mass of body and reference axis and  $I_m$  is mass of moment of inertia about reference axis. It must be noted here that for same area or mass moment of inertia will be change with change in location of reference axis.



➤ **Theorem of parallel Axis: -**

- It states, “If the moment of inertia of a plane area about an axis through its center of gravity is denoted by  $I_G$ , then moment of inertia of the area about any other axis AB parallel to the first and at a distance ‘h’ from the center of gravity is given by,

$$I_{AB} = I_G + ah^2$$

- Where  $I_{AB}$  = moment of inertia of the area about AB axis

$I_G$  = Moment of inertia of the area about centroid

a = Area of section

h = Distance between center of gravity (centroid) of the section and axis AB.

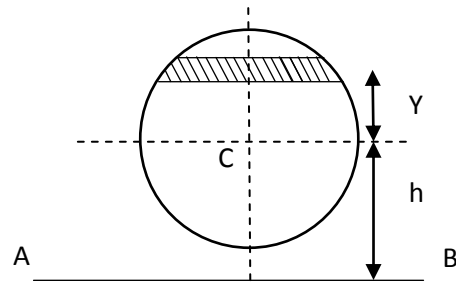
**Proof: -**

- Consider a strip of a circle, whose moment of inertia is required to be found out a line ‘AB’ as shown in figure.

Let  $d_a$  = Area of the strip.

y = Distance of the strip from the C.G. of the section

h = Distance between center of gravity of the section and the ‘AB’ axis.



- We know that moment of inertia of the whole section about an axis passing through the center of gravity of the section.

$$= d_a y^2$$

- And M.I of the whole section about an axis passing through centroid.

$$I_G = \Sigma d_a y^2$$

- Moment of inertia of the section about the AB axis

$$\begin{aligned} I_{AB} &= \Sigma d_a (h+y)^2 \\ &= \Sigma d_a (h^2 + 2hy + y^2) \\ &= ah^2 + I_G \end{aligned}$$

- It may be noted that  $\Sigma d_a h^2 = ah^2$  and  $\Sigma y^2 d_a = I_G$  and  $\Sigma d_a y$  is the algebraic sum of moments of all the areas, about an axis through center of gravity of the section and is equal  $a\bar{y}$ , where  $\bar{y}$  is the distance between the section and the axis passing through the center of gravity which obviously is zero.





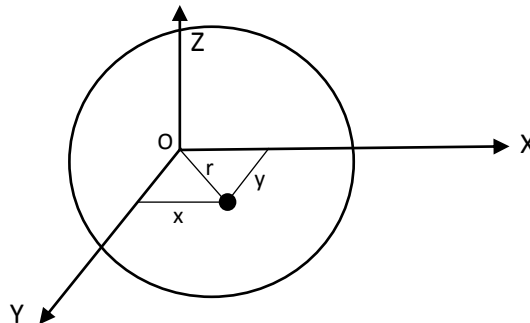
➤ **Theorem of Perpendicular Axis: -**

- It states, If  $I_{XX}$  and  $I_{YY}$  be the moment of inertia of a plane section about two perpendicular axis meeting at 'o' the moment of inertia  $I_{ZZ}$  about the axis Z-Z, perpendicular to the plane and passing through the intersection of X-X and Y-Y is given by,

$$I_{ZZ} = I_{XX} + I_{YY}$$

**Proof: -**

- consider a small lamina (P) of area 'd<sub>a</sub>' having co-ordinates as ox and oy two mutually perpendicular axes on a plane section as shown in figure.
- Now, consider a plane OZ perpendicular ox and oy. Let (r) be the distance of the lamina (p) from z-z axis such that op = r.



- From the geometry of the figure, we find that,  

$$r^2 = x^2 + y^2$$
- We know that the moment of inertia of the lamina 'p' about x-x axis,

$$I_{XX} = d_a \cdot y^2$$

$$\text{Similarly, } I_{YY} = d_a x^2$$

$$\text{and } I_{ZZ} = d_a r^2$$

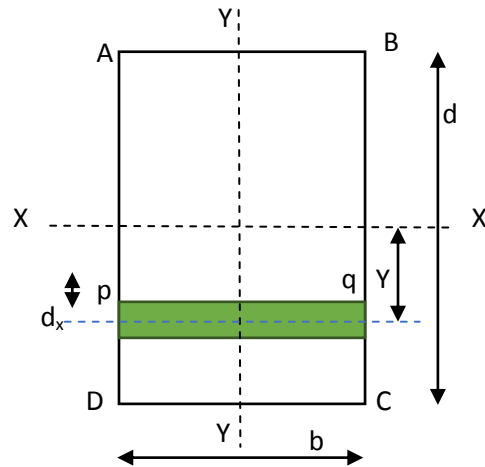
$$= d_a (x^2 + y^2)$$

$$= d_a x^2 + d_a y^2$$

$$I_{ZZ} = I_{XX} + I_{YY}$$



➤ **Moment of Inertia of a Rectangular Section: -**



- Consider a rectangular section ABCD as shown in fig. whose moment of inertia is required to be found out.
- Let,  $b$  = width of the section  
 $d$  = Depth of the section
- Now, consider a strip PQ of thickness  $d_y$  parallel to x-x axis and at a distance  $y$ -from it as shown in fig.

$$\text{Area of strip} = b \cdot d_y$$

- We know that moment of inertia of the strip about x-x axis,  

$$= \text{Area} \times y^2$$

$$= (b \cdot d_y) y^2$$
- Now, moment of inertia of the whole section may be found out by integrating the about equation for the whole length of the lamina i.e. from  $-d/2$  to  $+d/2$

$$I_{XX} = \int_{-d/2}^{+d/2} b \cdot y^2 d y$$

$$I_{XX} = b \int_{-d/2}^{+d/2} y^2 d y$$

$$= \left[ \frac{y^3}{3} \right]_{-d/2}^{+d/2}$$

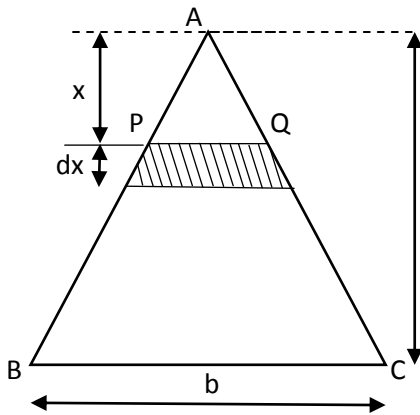
$$= \frac{bd^3}{12}$$

$$\text{Similarly, } I_{YY} = \frac{db^3}{12}$$

If it is square section,

$$I_{xx} = I_{YY} = \frac{b^4}{12} = \frac{d^4}{12}$$





Let,  $b$  = Base of the triangular section.

$h$  = height of the triangular section.

Now, consider a small strip PQ of thickness 'dx' at a distance from the vertex A as shown in figure, we find that the two triangle APQ and ABC are similar.

$$\frac{PQ}{BC} = \frac{x}{h} \quad \text{or} \quad PQ = \frac{BC \cdot x}{h} = \frac{b \cdot x}{h}$$

We know that area of the strip PQ =  $\frac{b \cdot x}{h} dx$

$$\begin{aligned} \text{And moment of inertia of the strip about the base BC} \\ &= \text{Area} \times (\text{Distance})^2 \\ &= \frac{b \cdot x}{h} dx (h-x)^2 \end{aligned}$$

- Now, moment of inertia of the whole triangular section may be found out by integrating the above equation for the whole height of the triangle i.e. from 0 to h.

$$\begin{aligned} I_{BC} &= \int_0^h \frac{b \cdot x}{h} (h-x)^2 dx \\ &= \frac{b}{h} \int_0^h (h^2 + x^2 + 2hx) x dx \\ &= \frac{b}{h} \left[ \frac{x^2 y^2}{2} + \frac{x^4}{4} + \frac{2hx^3}{3} \right]_0^h \\ I_{BC} &= \frac{bh^3}{12} \end{aligned}$$

- We know that the distance between center of gravity of the triangular section and Base BC,

$$d = \frac{h}{3}$$

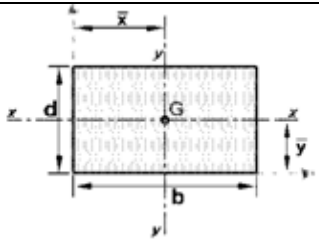
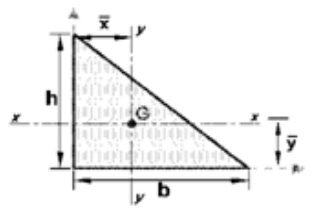
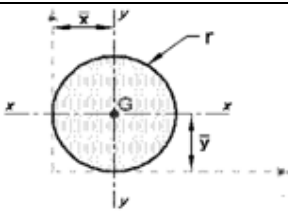
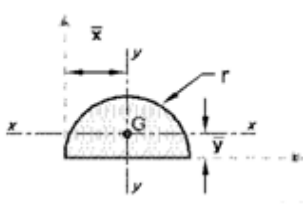
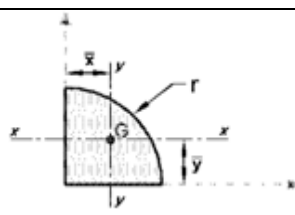
- so, Moment of the inertia of the triangular section about an axis through its center through its center of gravity parallel to x-x axis,

$$\begin{aligned} I_G &= I_{BC} - ad^2 \\ &= \frac{bh^3}{12} - \frac{bh}{3} \left(\frac{h}{3}\right)^2 \\ I_G &= \frac{bh^3}{36} \end{aligned}$$

Note: - The moment of inertia of section about an axis through its vertex and parallel to the base.

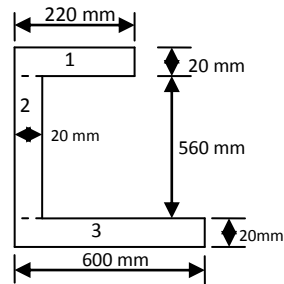
$$\begin{aligned} I_{\text{top}} &= I_G + ad^2 \\ &= \frac{bh^3}{36} + \left(\frac{bh}{3}\right) \left(\frac{2h}{3}\right)^2 \\ &= \frac{9bh^3}{36} \\ &= \frac{bh^3}{4} \end{aligned}$$



Area (Lamina) Element – Moment of Inertia (Basic Shape)				
Element name	Geometrical Shape	Area	$I_{xx}$	$I_{yy}$
Rectangle		$bd$	$\frac{bd^3}{12}$	$\frac{db^3}{12}$
Triangle		$\frac{1}{2}bh$	$\frac{bh^3}{36}$	$\frac{hb^3}{36}$
Circle		$\pi r^2$	$\frac{\pi d^4}{64}$	$\frac{\pi d^4}{64}$
Semicircle		$\frac{\pi r^2}{2}$	$0.11 r^4$	$\frac{\pi d^4}{128}$
Quarter circle		$\frac{\pi r^2}{4}$	$0.055 r^4$	$0.055 r^4$
d= diameter				



**Example – 1: Find out moment of inertia at horizontal and vertical centroid axes, top and bottom edge of the given lamina.**



**Answer: -**

**1) centroid of given lamina**

Let's divide the given lamina in to three Rectangle

- (1) Top rectangle 200 x 20 mm<sup>2</sup>
- (2) Middle rectangle 20 x 600 mm<sup>2</sup>
- (3) Bottom rectangle 580 x 20 mm<sup>2</sup>

Sr no	Shape	Area (mm <sup>2</sup> )	X ( mm )	Y (mm)	AX (mm <sup>2</sup> )	AY (mm <sup>2</sup> )
1	1	A <sub>1</sub> = 200 x 20 = 4000	X <sub>1</sub> = 20 + $\frac{200}{2}$ = 120	Y <sub>1</sub> = 20 + 560 + $\frac{20}{2}$ = 590	A <sub>1</sub> X <sub>1</sub> = 480,000	A <sub>1</sub> Y <sub>1</sub> = 2,36,0000
2	2	A <sub>2</sub> = 600 x 20 = 12000	X <sub>2</sub> = $\frac{20}{2}$ = 10	Y <sub>2</sub> = $\frac{600}{2}$ = 300	A <sub>2</sub> X <sub>2</sub> = 1,20,000	A <sub>2</sub> Y <sub>2</sub> = 3,60,0000
3	3	A <sub>3</sub> = 580 x 20 = 11600	X <sub>3</sub> = $\frac{580}{2}$ + 20 = 310	Y <sub>3</sub> = $\frac{20}{2}$ = 10	A <sub>3</sub> X <sub>3</sub> = 35,96,000	A <sub>3</sub> Y <sub>3</sub> = 116000
		ΣA = 27600			ΣAX = 4196000	ΣAY = 6076000

$$\bar{Y} = \frac{\Sigma AY}{\Sigma A} = \frac{6076000}{27600} = 220.15 \text{ mm}$$

$$\bar{X} = \frac{\Sigma AX}{\Sigma A} = \frac{4196000}{27600} = 152.03 \text{ mm}$$

**(2) Moment of inertia about centroid horizontal axis: -**

Sr No	Area (mm <sup>2</sup> )	h (mm)	Ah <sup>2</sup> (mm <sup>4</sup> )	I <sub>G</sub> (mm <sup>4</sup> )	I <sub>XX</sub> = I <sub>G</sub> + Ah <sup>2</sup>
1	A <sub>1</sub> = 4000	h <sub>1</sub> = y <sub>t</sub> - $\frac{d_1}{2}$ = 369.85	A <sub>1</sub> h <sub>1</sub> <sup>2</sup> = 5.4716 x 10 <sup>8</sup>	I <sub>G1</sub> = b <sub>1</sub> h <sub>1</sub> <sup>3</sup> / 12 = 1.33334x10 <sup>5</sup>	I <sub>1</sub> = 5.4729 x 10 <sup>8</sup>
2	A <sub>2</sub> = 12000	h <sub>2</sub> = y <sub>t</sub> - $\frac{d_2}{2}$ = 79.85	A <sub>2</sub> h <sub>2</sub> <sup>2</sup> = 7.6512 x 10 <sup>7</sup>	I <sub>G2</sub> = b <sub>2</sub> h <sub>2</sub> <sup>3</sup> / 12 = 3.6 x 10 <sup>8</sup>	I <sub>2</sub> = 4.3651 x 10 <sup>8</sup>
3	A <sub>3</sub> = 11600	h <sub>3</sub> = y <sub>b</sub> - $\frac{d_3}{2}$ = 210.15	A <sub>3</sub> h <sub>3</sub> <sup>2</sup> = 5.1229 x 10 <sup>8</sup>	I <sub>G3</sub> = b <sub>3</sub> h <sub>3</sub> <sup>3</sup> / 12 = 3.8667 x 10 <sup>5</sup>	I <sub>3</sub> = 5.1268 x 10 <sup>8</sup>

Now, Moment of inertia at centroid horizontal axis

$$I_{XX} = I_1 + I_2 + I_3 = 1.4965 \times 10^9 \text{ mm}^4$$



**(3) Moment of inertia about centroid vertical axis: -**

Shape No	Area (mm <sup>2</sup> )	h (mm)	Ah <sup>2</sup> (mm <sup>4</sup> )	I <sub>G</sub> (mm <sup>4</sup> )	I <sub>yy</sub> = I <sub>G</sub> + Ah <sup>2</sup>
1	A <sub>1</sub> = 4000	h <sub>1</sub> = X <sub>1</sub> - X <sub>1</sub> = 32.03	A <sub>1</sub> h <sub>1</sub> <sup>2</sup> = 4.1036 x 10 <sup>6</sup>	I <sub>G1</sub> = d <sub>1</sub> b <sub>1</sub> <sup>3</sup> /12 = 1.33334 x 10 <sup>7</sup>	I <sub>1</sub> = 1.7437 x 10 <sup>7</sup>
2	A <sub>2</sub> = 12000	h <sub>1</sub> = X <sub>1</sub> - X <sub>2</sub> = 142.03	A <sub>2</sub> h <sub>2</sub> <sup>2</sup> = 2.4207 x 10 <sup>8</sup>	I <sub>G2</sub> = d <sub>2</sub> b <sub>2</sub> <sup>3</sup> /12 = 4 x 10 <sup>5</sup>	I <sub>2</sub> = 2.4247 x 10 <sup>8</sup>
3	A <sub>3</sub> = 11600	h <sub>1</sub> = X <sub>3</sub> - X <sub>1</sub> = 310	A <sub>3</sub> h <sub>3</sub> <sup>2</sup> = 1.1148 x 10 <sup>9</sup>	I <sub>G3</sub> = d <sub>3</sub> b <sub>3</sub> <sup>3</sup> /12 = 3.2519 x 10 <sup>8</sup>	I <sub>3</sub> = 1.4399 x 10 <sup>9</sup>

Now, Moment of inertia at centroidal axis

$$I_{yy} = I_1 + I_2 + I_3$$

$$= 1.6998 \times 10^9 \text{ mm}^4$$

**(4) Moment of inertia about top edge of horizontal axis: -**

Shape no	Area (mm <sup>2</sup> )	h (mm)	Ah <sup>2</sup> (mm <sup>4</sup> )	I <sub>G</sub> (mm <sup>4</sup> )	I <sub>tt</sub> = I <sub>G</sub> + Ah <sup>2</sup>
1	A <sub>1</sub> = 4000	h <sub>1</sub> = $\frac{d_1}{2}$ = 10	A <sub>1</sub> h <sub>1</sub> <sup>2</sup> = 4 x 10 <sup>5</sup>	I <sub>G1</sub> = b <sub>1</sub> d <sub>1</sub> <sup>3</sup> /12 = 1.33334 x 10 <sup>5</sup>	I <sub>1</sub> = 5.3334 x 10 <sup>5</sup>
2	A <sub>2</sub> = 12000	h <sub>2</sub> = $\frac{d_2}{2}$ = 300	A <sub>2</sub> h <sub>2</sub> <sup>2</sup> = 1.08 x 10 <sup>9</sup>	I <sub>G2</sub> = b <sub>2</sub> d <sub>2</sub> <sup>3</sup> /12 = 3.6 x 10 <sup>9</sup>	I <sub>2</sub> = 1.44 x 10 <sup>9</sup>
3	A <sub>3</sub> = 11600	h <sub>3</sub> = $\frac{d_3}{2}$ = 590	A <sub>3</sub> h <sub>3</sub> <sup>2</sup> = 4.038 x 10 <sup>9</sup>	I <sub>G3</sub> = b <sub>3</sub> d <sub>3</sub> <sup>3</sup> /12 = 3.8667 x 10 <sup>5</sup>	I <sub>3</sub> = 4.0384 x 10 <sup>9</sup>

Now, Moment of inertia at top edge of horizontal axis

$$I_{tt} = I_1 + I_2 + I_3$$

$$= 5.4789 \times 10^9 \text{ mm}^4$$

**(5) Moment of inertia about bottom edge of horizontal axis: -**

Shape no	Area (mm <sup>2</sup> )	h (mm)	Ah <sup>2</sup> (mm <sup>4</sup> )	I <sub>G</sub> (mm <sup>4</sup> )	I <sub>bb</sub> = I <sub>G</sub> + Ah <sup>2</sup>
1	A <sub>1</sub> = 4000	h <sub>1</sub> = d <sub>2</sub> - $\frac{d_1}{2}$ = 590	A <sub>1</sub> h <sub>1</sub> <sup>2</sup> = 1.3924 x 10 <sup>9</sup>	I <sub>G1</sub> = b <sub>1</sub> d <sub>1</sub> <sup>3</sup> /12 = 1.33334 x 10 <sup>5</sup>	I <sub>1</sub> = 1.3925 x 10 <sup>9</sup>
2	A <sub>2</sub> = 12000	h <sub>2</sub> = $\frac{d_2}{2}$ = 300	A <sub>2</sub> h <sub>2</sub> <sup>2</sup> = 1.08 x 10 <sup>9</sup>	I <sub>G2</sub> = b <sub>2</sub> d <sub>2</sub> <sup>3</sup> /12 = 3.6 x 10 <sup>5</sup>	I <sub>2</sub> = 1.44 x 10 <sup>9</sup>
3	A <sub>3</sub> = 11600	h <sub>3</sub> = $\frac{d_3}{2}$ = 10	A <sub>3</sub> h <sub>3</sub> <sup>2</sup> = 1.16 x 10 <sup>6</sup>	I <sub>G3</sub> = b <sub>3</sub> d <sub>3</sub> <sup>3</sup> /12 = 3.8667 x 10 <sup>5</sup>	I <sub>3</sub> = 1.5467 x 10 <sup>6</sup>

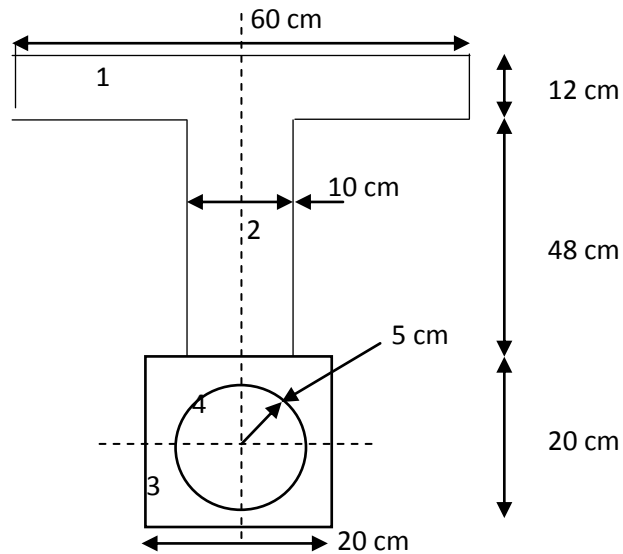
Now, Moment of inertia at bottom edge of horizontal axis

$$I_{tt} = I_1 + I_2 + I_3$$

$$= 2.834 \times 10^9 \text{ mm}^4$$



**Example-2: Determine moment of inertia of a section shown in figure about horizontal centroid axis.**



**Answer: -**

**(1) Centroid of given lamina**

Let's divide the given lamina into four parts

- (i) Top rectangular  $60 \times 12 \text{ cm}^2$
- (ii) Middle rectangular  $10 \times 48 \text{ cm}^2$
- (iii) Bottom square  $20 \times 20 \text{ cm}^2$
- (iv) Deduct circle of radius 5 cm from bottom square

SR NO.	Shape	Area ( $\text{cm}^2$ )	Y (cm)	AY ( $\text{cm}^3$ )
1	1	$A_1 = 60 \times 12 = 720$	$Y_1 = 20 + 48 + \frac{12}{2} = 74$	$A_1 Y_1 = 34560$
2	2	$A_2 = 10 \times 48 = 480$	$Y_2 = 20 + \frac{48}{2} = 300$	$A_2 Y_2 = 21120$
3	3	$A_3 = 20 \times 20 = 400$	$Y_3 = \frac{20}{2} = 10$	$A_3 Y_3 = 4000$
4	4	$A_4 = -\pi r^2 = -78.54$	$Y_4 = \frac{20}{2} = 10$	$A_4 Y_4 = -785.4$
		$\Sigma A = 1521.46$		$\Sigma AY = 58894.6$

$$\bar{Y} = \frac{\Sigma AY}{\Sigma A} = \frac{58894.6}{1521.46} = 38.70 \text{ cm}$$



**(2) Moment of inertia about centroid horizontal axis: -**

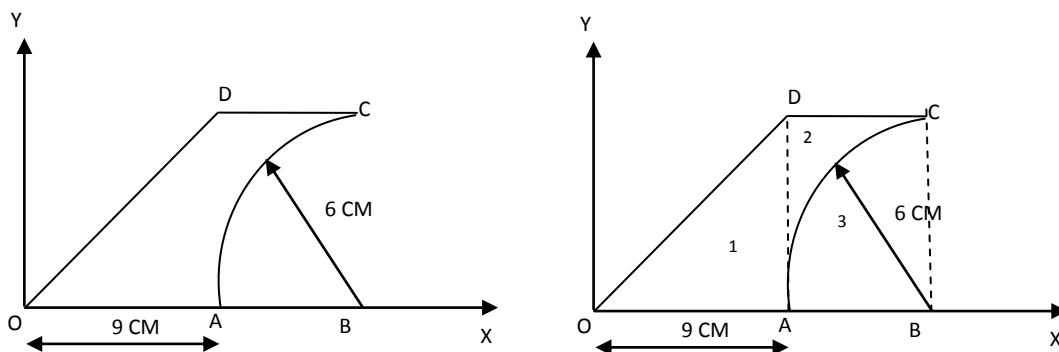
Shape no	Area (cm <sup>2</sup> )	h (cm)	Ah <sup>2</sup> (cm <sup>4</sup> )	I <sub>G</sub> (cm <sup>4</sup> )	I <sub>XX</sub> = I <sub>G</sub> + Ah <sup>2</sup>
1	A <sub>1</sub> = 720	$h_1 = y_t - \frac{d_1}{2} = 35.3$	$A_1 h_1^2 = 897.1 \times 10^3$	$I_{G1} = b_1 h_1^3 / 12 = 8640$	I <sub>1</sub> = 905824.8
2	A <sub>2</sub> = 480	$h_2 = y_t - \frac{d_2}{2} = 17.3$	$A_2 h_2^2 = 143.65 \times 10^3$	$I_{G2} = b_2 h_2^3 / 12 = 92160$	I <sub>2</sub> = 235819.2
3	A <sub>3</sub> = 400	$h_3 = y_b - \frac{d_3}{2} = 28.7$	$A_3 h_3^2 = 329.4 \times 10^3$	$I_{G3} = b_3 h_3^3 / 12 = 13333.34$	I <sub>3</sub> = 342809.34
4	A <sub>4</sub> = 78.54	H <sub>4</sub> = 28.7	$A_4 h_4^2 = -64.6 \times 10^3$	$I_{G3} = \pi d^4 / 64 = -490.8$	I <sub>3</sub> = -65183.48

Now, Moment of inertia at centroid horizontal axis

$$I_{XX} = I_1 + I_2 + I_3$$

$$= 1.419 \times 10^6 \text{ cm}^4$$

**Example-3: - Find the moment of inertia about Y-axis and X-axis for the area shown in fig.**



**(1) Moment of inertia about x- axis (o-x line)**

Sr No	Area (cm <sup>2</sup> )	h (cm)	Ah <sup>2</sup> (cm <sup>4</sup> )	I <sub>G</sub> (cm <sup>4</sup> )	I <sub>OX</sub> = I <sub>G</sub> + Ah <sup>2</sup>
1	A <sub>1</sub> = ½ bh = 4000	$h_1 = \frac{h}{3} = 2$	$A_1 h_1^2 = 108$	$I_{G1} = bh^3 / 36 = 54$	I <sub>1</sub> = 162
2	A <sub>2</sub> = d x d = 12000	$h_2 = \frac{d}{2} = 3$	$A_2 h_2^2 = 324$	$I_{G2} = d^4 / 12 = 108$	I <sub>2</sub> = 432
3	$A_3 = \frac{\pi}{4} r^2 = 11600$	$h_3 = \frac{4r}{3\pi} = 2.55$	$A_3 h_3^2 = 183.35$	$I_{G3} = 0.055r^4 = 71.28$	I <sub>3</sub> = 254.62

Now, Moment of inertia at centroid horizontal axis

$$I_{XX} = I_1 + I_2 + I_3$$

$$= 339.37 \text{ cm}^4$$

**(2) Moment of inertia about y- axis (OY - line)**

Shape no	Area (cm <sup>2</sup> )	h (cm)	Ah <sup>2</sup> (cm <sup>4</sup> )	I <sub>G</sub> (cm <sup>4</sup> )	I <sub>OY</sub> = I <sub>G</sub> + Ah <sup>2</sup>
1	A <sub>1</sub> = 27	h <sub>1</sub> = 6	$A_1 h_1^2 = 972$	$I_{G1} = b^3 h / 36 = 121.5$	I <sub>1</sub> = 1093.5
2	A <sub>2</sub> = 12	h <sub>2</sub> = 12	$A_2 h_2^2 = 5184$	$I_{G2} = d^4 / 12 = 108$	I <sub>2</sub> = 5292
3	A <sub>3</sub> = 12.45	h <sub>3</sub> = 12.45	$A_3 h_3^2 = 4381.9$	$I_{G3} = 0.055r^4 = 71.28$	I <sub>3</sub> = 4456.35

Now, Moment of inertia at centroid horizontal axis

$$I_{XX} = I_1 + I_2 - I_3$$

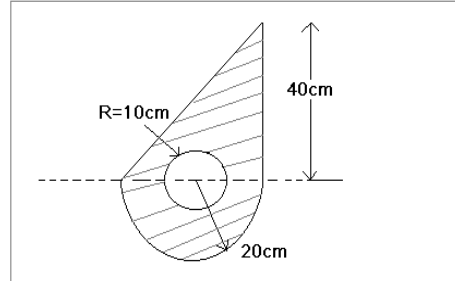
$$= 1929.15 \text{ cm}^4$$





## Tutorial Questions

1. From first principles deduce an expression to determine the Moment of Inertia of a triangle of base 'b' and height 'h'
2. Find the moment of inertia about the horizontal centroidal axis.

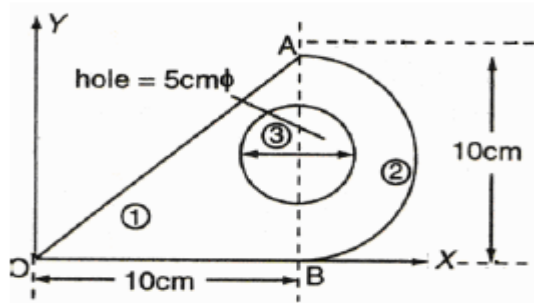


3. Determine the mass moment of inertia of sphere about its diametrical axis
4. Determine moment of inertia of a quarter circle having the radius 'r'
5. Locate the centroid and calculate moment of inertia about horizontal and vertical axis through the centroid as shown in figure

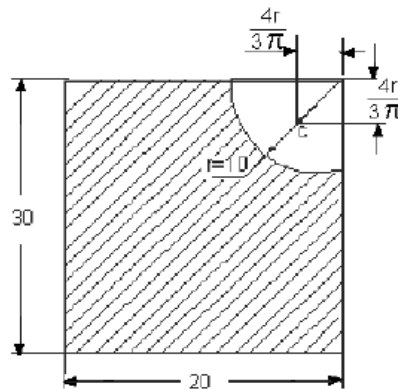


## Assignment Questions

1. Find the moment of Inertia of the given figure



2. Find the mass moment of inertia of a circular plate about centroidal axis
3. Determine the Mass moment of inertia a solid sphere of Radius R about its diametrical axis
4. Determine the mass moment of Inertia of Rod of Length L
5. Find the Moment of inertia of the shaded area shown in figure about Centroidal X and Y axis. All dimensions are in cm.





---

## **UNIT 5**

# **Kinematics of Particles**

**&**

# **Kinetics of particles**

---



## UNIT V

### KINEMATICS AND KINETICS

*A body is said to be in motion if it changes its position with respect to its surroundings. The nature of path of displacement of various particles of a body determines the type of motion. The motion may be of the following types :*

1. *Rectilinear translation*
2. *Curvilinear translation*
3. *Rotary or circular motion.*

*Rectilinear translation is also known as straight line motion. Here particles of a body move in straight parallel paths. Rectilinear means forming straight lines and translation means behaviour. Rectilinear translation will mean behaviour by which straight lines are formed. Thus, when a body moves such that its particles form parallel straight paths the body is said to have rectilinear translation.*

*In a curvilinear translation the particles of a body move along circular arcs or curved paths.*

*Rotary or circular motion is a special case of curvilinear motion where particles of a body move along concentric circles and the displacement is measured in terms of angle in radians or revolutions.*

#### **DEFINITIONS**

**1. Displacement.** *If a particle has rectilinear motion with respect to some point which is assumed to be fixed, its displacement is its total change of position during any interval of time. The point of reference usually assumed is one which is at rest with respect to the surfaces of the earth.*

*The unit of displacement is same as that of distance or length. In M.K.S. or S.I. system it is one metre.*

**2. Rest and motion.** *A body is said to be at rest at an instant (means a small interval of time) if its position with respect to the surrounding objects remains unchanged during that instant.*

*A body is said to be in motion at an instant if it changes its position with respect to its surrounding objects during that instant.*

*Actually, nothing is absolutely at rest or absolutely in motion : all rest or all motion is relative only.*

**3. Speed.** *The speed of body is defined as its rate of change of its position with respect to its surroundings irrespective of direction. It is a scalar quantity. It is measured by distance covered per unit time.*



Mathematically, speed

$$= \frac{\text{Distance covered}}{\text{Time taken}} = \frac{S}{t}$$

Its units are m/sec or km/hour.

**4. Velocity.** The velocity of a body is *its rate of change of its position with respect to its surroundings in a particular direction*. It is a *vector quantity*. It is measured by the distance covered in a *particular direction* per unit time.

i.e.,

$$\text{Velocity} = \frac{\text{Distance covered (in a particular direction)}}{\text{Time taken}}$$

$$v = \frac{S}{t}$$

Its units are same as that of speed i.e., m/sec or km/hour.

**5. Uniform velocity.** *If a body travels equal distances in equal intervals of time in the same direction it is said to be moving with a uniform or constant velocity.* If a car moves 50 metres with a constant velocity in 5 seconds, its velocity will be equal to,

$$\frac{50}{5} = 10 \text{ m/s.}$$

**6. Variable velocity.** *If a body travels unequal distances in equal intervals of time, in the same direction, then it is said to be moving with a variable velocity* or if it changes either its speed or its direction or both shall again be said to be moving with a variable velocity.

**7. Average velocity.** *The average or mean velocity of a body is the velocity with which the distance travelled by the body in the same interval of time, is the same as that with the variable velocity.*

If

- $u$  = initial velocity of the body
- $v$  = final velocity of the body
- $t$  = time taken
- $S$  = distance covered by the body

Then average velocity =  $\frac{u+v}{2}$

and

$$S = \left( \frac{u+v}{2} \right) \times t$$

**8. Acceleration.** The *rate of change of velocity of a body is called its acceleration*. When the velocity is increasing the acceleration is reckoned as *positive*, when decreasing as *negative*. It is represented by  $a$  or  $f$ .

If

- $u$  = initial velocity of a body in m/sec
- $v$  = final velocity of the body in m/sec
- $t$  = time interval in seconds, during which the change has occurred,

Then acceleration,  $a = \frac{v-u}{t} \frac{\text{m/sec}}{\text{sec}}$

or

$$a = \frac{v-u}{t} \text{ m/sec}^2$$

From above, it is obvious that if *velocity of the body remains constant, its acceleration will be zero.*



**9. Uniform acceleration.** If the velocity of a body changes by equal amounts in equal intervals of time, the body is said to move with uniform acceleration.

**10. Variable acceleration.** If the velocity of a body changes by unequal amount in equal intervals of time, the body is said to move with variable acceleration.

## DISPLACEMENT-TIME GRAPHS

Refer to Fig. (a). The graph is parallel to the time-axis indicating that the *displacement is not changing with time*. The *slope of the graph is zero*. The body has no velocity and is at rest.

Refer to Fig. (b). The displacement increases linearly with time. The displacement increases by equal amounts in equal intervals of time. *The slope of the graph is constant*. In other words, the body is moving with a *uniform velocity*.

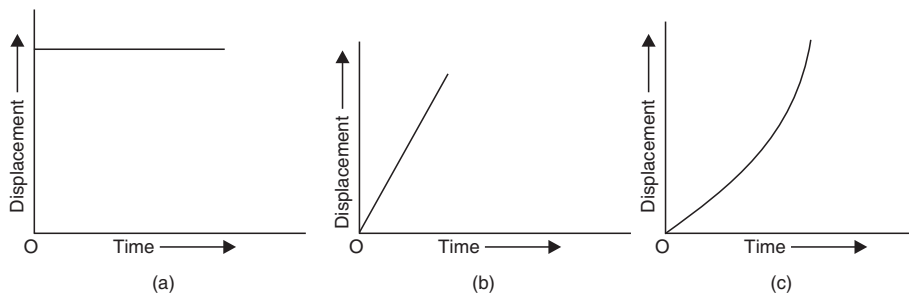


Fig. Displacement-time graphs

Refer to Fig. (c). The displacement time graph is a *curve*. This means that the displacement is not changing by equal amounts in equal intervals of time. The slope of the graph is different at different times. In other words, the velocity of the body is changing with time. The motion of the body is accelerated.

## 7.4. VELOCITY-TIME GRAPHS

Refer to Fig. (a). The velocity of the body increases linearly with time. The slope of the graph is constant, *i.e.*, velocity changes by equal amounts in equal intervals of time. In other words, the *acceleration of the body is constant*. Also, at time  $t = 0$ , the velocity is finite. Thus, the body, *moving with a finite initial velocity, is having a constant acceleration*.

Refer to Fig. (b). The body has a finite initial velocity. As the time passes, the velocity decreases linearly with time until its final velocity becomes zero, *i.e.* it comes to rest. Thus, the body has a *constant deceleration* (or retardation) since the *slope of the graph is negative*.

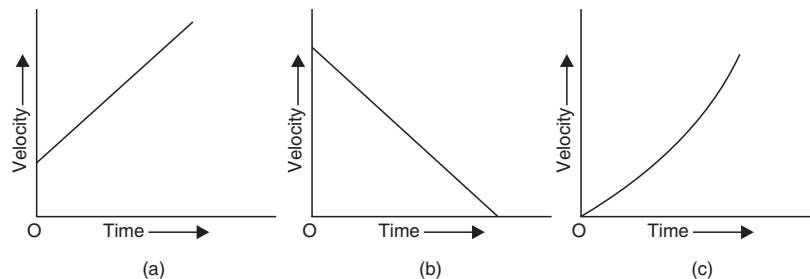


Fig. Velocity-time graphs



Refer to Fig. (c). The velocity-time graph is a *curve*. The slope is therefore, different at different times. In other words, the *velocity is not changing at a constant rate. The body does not have a uniform acceleration since the acceleration is changing with time.*

### EQUATIONS OF MOTION UNDER UNIFORM ACCELERATION

**First Equation of Motion.** *Relation between  $u$ ,  $v$ ,  $a$  and  $t$ .*

Let us assume that a body starts with an initial velocity  $u$  and acceleration  $a$ . After time  $t$ , it attains a velocity  $v$ . Therefore, the change in velocity in  $t$  seconds =  $v - u$ . Hence, the change in velocity in one second =  $\frac{v-u}{t}$ . By definition, this is equal to the acceleration  $a$ .

Thus, 
$$a = \frac{v-u}{t}$$

or 
$$at = v - u$$

or 
$$v = u + at$$

**Second Equation of Motion.** *Relation between  $S$ ,  $u$ ,  $a$  and  $t$ .*

Let a body moving with an initial uniform velocity  $u$  is accelerated with a uniform acceleration  $a$  for time  $t$ . After time  $t$  its final velocity is  $v$ . The distance  $S$  which the body travels in time  $t$  is determined as follows :

Now, since the acceleration is uniform, *i.e.*, the velocity changes by an equal amount in equal intervals of time, it is obvious that the average velocity is just the average of initial and final velocities.

$$\text{Average velocity} = \left( \frac{u+v}{2} \right)$$

$\therefore$  Distance travelled = average velocity  $\times$  time

$$S = \left( \frac{u+v}{2} \right) \times t$$

or 
$$S = \left( \frac{u+u+at}{2} \right) \times t \quad (\because v = u + at)$$

$$= \left( u + \frac{at}{2} \right) \times t$$

or 
$$S = ut + \frac{1}{2} at^2$$

**Third Equation of Motion.** *Relation  $u$ ,  $v$ ,  $a$  and  $S$ . We know, that*

$$S = \text{average velocity} \times \text{time}$$

$$= \left( \frac{u+v}{2} \right) \times t$$

$$= \left( \frac{u+v}{2} \right) \times \left( \frac{v-u}{a} \right) \quad \left( \because t = \frac{v-u}{a} \right)$$

$$= \frac{v^2 - u^2}{2a}$$

$\therefore v^2 - u^2 = 2aS$



## DISTANCE COVERED IN $n$ th SECOND BY A BODY MOVING WITH UNIFORM ACCELERATION

Let  $u$  = initial velocity of the body

$a$  = acceleration

$S_{nth}$  = distance covered in  $n$ th second

then 
$$S_{nth} = \left( \begin{array}{l} \text{distance covered} \\ \text{in } n \text{ second, } s_n \end{array} \right) - \left( \begin{array}{l} \text{distance covered in } (n-1) \\ \text{second, } s_{n-1} \end{array} \right)$$

Using the relation,

$$S_n = un + \frac{1}{2} an^2 \quad (\because t = n)$$

and

$$\begin{aligned} S_{n-1} &= u(n-1) + \frac{1}{2} a(n-1)^2 \\ &= u(n-1) + \frac{1}{2} a(n^2 - 2n + 1) \end{aligned}$$

$\therefore$

$$\begin{aligned} S_{nth} &= S_n - S_{n-1} \\ &= \left( un + \frac{1}{2} an^2 \right) - \left[ u(n-1) + \frac{1}{2} a(n^2 - 2n + 1) \right] \\ &= un + \frac{1}{2} an^2 - un + u - \frac{1}{2} an^2 + an - a/2 \\ &= u + an - a/2 \end{aligned}$$

$\therefore$

$$S_{nth} = u + a/2(2n - 1)$$

1. A car accelerates from a velocity of 36 km/hour to a velocity of 108 km/hour in a distance of 240 m. Calculate the average acceleration and time required.

**Sol.** Initial velocity,

$$\begin{aligned} u &= 36 \text{ km/hour} \\ &= \frac{36 \times 1000}{60 \times 60} = 10 \text{ m/sec} \end{aligned}$$

Final velocity,

$$\begin{aligned} v &= 108 \text{ km/hour} \\ &= \frac{108 \times 1000}{60 \times 60} = 30 \text{ m/sec} \end{aligned}$$

Distance,

$$S = 240 \text{ m.}$$

**Average acceleration,  $a = ?$**

Using the relation,

$$\begin{aligned} v^2 - u^2 &= 2aS \\ (30)^2 - (10)^2 &= 2 \times a \times 240 \\ 900 - 100 &= 480a \end{aligned}$$

or

$$a = \frac{800}{480} = 1.67 \text{ m/sec}^2. \text{ (Ans.)}$$

or

**Time required,**

$$\begin{aligned} t &= ? \\ v &= u + at \\ 30 &= 10 + 1.67 \times t \end{aligned}$$

$\therefore$

$$t = \frac{(30 - 10)}{1.67} = 11.97 \text{ sec. (Ans.)}$$





2. A body has an initial velocity of 16 m/sec and an acceleration of 6 m/sec<sup>2</sup>. Determine its speed after it has moved 120 metres distance. Also calculate the distance the body moves during 10th second.

**Sol.** Initial velocity,  $u = 16$  m/sec  
 Acceleration,  $a = 6$  m/sec<sup>2</sup>  
 Distance,  $S = 120$  metres  
**Speed,**  $v = ?$

Using the relation,

$$v^2 - u^2 = 2aS$$

$$v^2 - (16)^2 = 2 \times 6 \times 120$$

$$v^2 = (16)^2 + 2 \times 6 \times 120$$

$$= 256 + 1440 = 1696$$

$$v = 41.18 \text{ m/sec. (Ans.)}$$

or

**Distance travelled in 10th sec ;  $S_{10\text{th}} = ?$**

Using the relation,

$$S_{n\text{th}} = u + \frac{a}{2} (2n - 1)$$

$$S_{10\text{th}} = 16 + \frac{6}{2} (2 \times 10 - 1) = 16 + 3 (20 - 1)$$

$$= 73 \text{ m. (Ans.)}$$

3. On turning a corner, a motorist rushing at 15 m/sec, finds a child on the road 40 m ahead. He instantly stops the engine and applies brakes, so as to stop the car within 5 m of the child, calculate : (i) retardation, and (ii) time required to stop the car.

**Sol.** Initial velocity,  $u = 15$  m/sec  
 Final velocity,  $v = 0$   
 Distance,  $S = 40 - 5 = 35$  m.  
 (i) **Retardation,**  $a = ?$

Using the relation,

$$v^2 - u^2 = 2aS$$

$$0^2 - 15^2 = 2 \times a \times 35$$

$\therefore a = -3.21 \text{ m/sec}^2. \text{ (Ans.)}$

[–ve sign indicates that the acceleration is negative, i.e., retardation]

(ii) **Time required to stop the car,  $t = ?$**

Using the relation,

$$v = u + at$$

$$0 = 15 - 3.21 \times t \quad (\because a = -3.21 \text{ m/sec}^2)$$

$\therefore t = \frac{15}{3.21} = 4.67 \text{ s. (Ans.)}$

4. A burglar's car had a start with an acceleration 2 m/sec<sup>2</sup>. A police vigilant party came after 5 seconds and continued to chase the burglar's car with a uniform velocity of 20 m/sec. Find the time taken, in which the police will overtake the car.

**Sol.** Let the police party overtake the burglar's car in  $t$  seconds, after the instant of reaching the spot.



**Distance travelled by the burglar's car in t seconds,  $S_1$  :**

Initial velocity,  $u = 0$

Acceleration,  $a = 2 \text{ m/sec}^2$

Time,  $t = (5 + t) \text{ sec.}$

Using the relation,

$$S = ut + \frac{1}{2} at^2$$

$$\begin{aligned} S_1 &= 0 + \frac{1}{2} \times 2 \times (5 + t)^2 \\ &= (5 + t)^2 \end{aligned} \quad \dots(i)$$

**Distance travelled by the police party,  $S_2$  :**

Uniform velocity,  $v = 20 \text{ m/sec.}$

Let  $t =$  time taken to overtake the burglar's car

$\therefore$  Distance travelled by the party,

$$S_2 = v \times t = 20t \quad \dots(ii)$$

For the police party to overtake the burglar's car, the two distances  $S_1$  and  $S_2$  should be equal.

*i.e.,*

$$\begin{aligned} S_1 &= S_2 \\ (5 + t)^2 &= 20t \\ 25 + t^2 + 10t &= 20t \\ t^2 - 10t + 25 &= 0 \end{aligned}$$

$$\therefore t = \frac{+10 \pm \sqrt{100 - 100}}{2}$$

or

$$t = 5 \text{ sec. (Ans.)}$$

**5.** A car starts from rest and accelerates uniformly to a speed of 80 km/hour over a distance of 500 metres. Calculate the acceleration and time taken.

If a further acceleration raises the speed to 96 km/hour in 10 seconds, find the acceleration and further distance moved.

The brakes are now applied and the car comes to rest under uniform retardation in 5 seconds. Find the distance travelled during braking.

**Sol.** Considering the **first period of motion** :

Initial velocity,  $u = 0$

Velocity attained,  $v = \frac{80 \times 1000}{60 \times 60} = 22.22 \text{ m/sec.}$

Distance covered,  $S = 500 \text{ m}$

If  $a$  is the acceleration and  $t$  is the time taken,

Using the relation :

$$\begin{aligned} v^2 - u^2 &= 2aS \\ (22.22)^2 - 0^2 &= 2 \times a \times 500 \end{aligned}$$



$$\therefore a = \frac{(22.22)^2}{2 \times 500} = 0.494 \text{ m/sec}^2. \text{ (Ans.)}$$

Also,

$$v = u + at$$

$$22.22 = 0 + 0.494 \times t$$

$$\therefore t = \frac{22.22}{0.494} = 45 \text{ sec. (Ans.)}$$

Now considering the **second period of motion**,  
Using the relation,

$$v = u + at$$

where

$$v = 96 \text{ km/hour} = \frac{96 \times 1000}{60 \times 60} = 26.66 \text{ m/sec}$$

$$u = 80 \text{ km/hour} = 22.22 \text{ m/sec}$$

$$t = 10 \text{ sec}$$

$$\therefore 26.66 = 22.22 + a \times 10$$

$$\therefore a = \frac{26.66 - 22.22}{10} = 0.444 \text{ m/sec}^2. \text{ (Ans.)}$$

To calculate distance covered, using the relation

$$S = ut + \frac{1}{2} at^2$$

$$= 22.22 \times 10 + \frac{1}{2} \times 0.444 \times 10^2$$

$$= 222.2 + 22.2 = 244.4$$

$$\therefore S = 244.4 \text{ m. (Ans.)}$$

During the period when brakes are applied :

Initial velocity,  $u = 96 \text{ km/hour} = 26.66 \text{ m/sec}$

Final velocity,  $v = 0$

Time taken,  $t = 5 \text{ sec.}$

Using the relation,

$$v = u + at$$

$$0 = 26.66 + a \times 5$$

$$\therefore a = \frac{-26.66}{5} = -5.33 \text{ m/sec}^2.$$

(-ve sign indicates that acceleration is negative *i.e.*, retardation)

Now using the relation,

$$v^2 - u^2 = 2aS$$

$$0^2 - (26.66)^2 = 2 \times -5.33 \times S$$

$$\therefore S = \frac{26.66^2}{2 \times 5.33} = 66.67 \text{ m.}$$

$$\therefore \text{Distance travelled during braking} = 66.67 \text{ m. (Ans.)}$$



6. Two trains A and B moving in opposite directions pass one another. Their lengths are 100 m and 75 m respectively. At the instant when they begin to pass, A is moving at 8.5 m/sec with a constant acceleration of 0.1 m/sec<sup>2</sup> and B has a uniform speed of 6.5 m/sec. Find the time the trains take to pass.

**Sol.** Length of train A = 100 m

Length of train B = 75 m

∴ Total distance to be covered  
= 100 + 75 = 175 m

Imposing on the two trains A and B, a velocity equal and opposite to that of B.

Velocity of train A = (8.5 + 6.5) = 15.0 m/sec

and velocity of train B = 6.5 – 6.5 = 0.

Hence the train A has to cover the distance of 175 m with an acceleration of 0.1 m/sec<sup>2</sup> and an initial velocity of 15.0 m/sec.

Using the relation,

$$S = ut + \frac{1}{2} at^2$$

$$175 = 15t + \frac{1}{2} \times 0.1 \times t^2$$

$$3500 = 300t + t^2$$

or  $t^2 + 300t - 3500 = 0$

$$t = \frac{-300 \pm \sqrt{90000 + 14000}}{2} = \frac{-300 \pm 322.49}{2}$$

$$= 11.24 \text{ sec.}$$

**Hence the trains take 11.24 seconds to pass one another. (Ans.)**

7. The distance between two stations is 2.6 km. A locomotive starting from one station, gives the train an acceleration (reaching a speed of 40 km/h in 0.5 minutes) until the speed reaches 48 km/hour. This speed is maintained until brakes are applied and train is brought to rest at the second station under a negative acceleration of 0.9 m/sec<sup>2</sup>. Find the time taken to perform this journey.

**Sol.** Considering the motion of the locomotive starting from the first station.

Initial velocity  $u = 0$

Final velocity  $v = 40 \text{ km/hour}$

$$= \frac{40 \times 1000}{60 \times 60} = 11.11 \text{ m/sec.}$$

Time taken,  $t = 0.5 \text{ min or } 30 \text{ sec.}$

Let 'a' be the resulting acceleration.

Using the relation,

$$v = u + at$$

$$11.11 = 0 + 30a$$

∴  $a = \frac{11.11}{30} = 0.37 \text{ m/sec}^2.$

Let  $t_1 =$  time taken to attain the speed of 48 km/hour

$$\left( \frac{48 \times 1000}{60 \times 60} = 13.33 \text{ m/sec.} \right)$$



Again, using the relation,

$$v = u + at$$

$$13.33 = 0 + 0.37t_1$$

$$\therefore t_1 = \frac{13.33}{0.37} = 36 \text{ sec.} \quad \dots(i)$$

and the distance covered in this interval is given by the relation,

$$S_1 = ut_1 + \frac{1}{2}at_1^2$$

$$= 0 + \frac{1}{2} \times 0.37 \times 36^2 = 240 \text{ m.}$$

Now, considering the motion of the *retarding period* before the locomotive comes to rest at the second station (i.e., portion *BC* in Fig. 7.3).

Now,

$$u = 13.33 \text{ m/sec}$$

$$v = 0$$

$$a = -0.9 \text{ m/sec}^2$$

Let

$$t = t_3 \text{ be the time taken}$$

Using the relation,

$$v = u + at$$

$$0 = 13.33 - 0.9t_3$$

$$\therefore t_3 = \frac{13.33}{0.9} = 14.81 \text{ sec} \quad \dots(ii)$$

and distance covered,

$$S_3 = \text{average velocity} \times \text{time}$$

$$= \left( \frac{13.33 + 0}{2} \right) \times 14.81 = 98.7 \text{ m}$$

$\therefore$  Distance covered with constant velocity of 13.33 m/sec,

$$S_2 = \text{total distance between two stations} - (S_1 + S_3)$$

$$= (2.6 \times 1000) - (240 + 98.7) = 2261.3 \text{ m.}$$

$\therefore$  Time taken to cover this distance,

$$t_2 = \frac{2261.3}{13.33} = 169.6 \text{ sec} \quad \dots(iii)$$

Adding (i), (ii) and (iii)

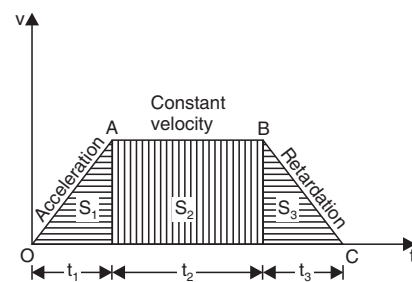
Total time taken,

$$T = t_1 + t_2 + t_3$$

$$= 36 + 169.6 + 14.81$$

$$= 220.41 \text{ sec. (Ans.)}$$

8. Two trains A and B leave the same station on parallel lines. A starts with a uniform acceleration of  $0.15 \text{ m/sec}^2$  and attains a speed of  $24 \text{ km/hour}$  when the steam is required to keep speed constant. B leaves 40 seconds after with uniform acceleration of  $0.30 \text{ m/sec}^2$  to attain a maximum speed of  $48 \text{ km/hour}$ . When will B overtake A ?



**Sol. Motion of train A :**

Uniform acceleration,  $a_1 = 0.15 \text{ m/sec}^2$

Initial velocity,  $u_1 = 0$

Final velocity,  $v_1 = 24 \text{ km/hour}$

$$= \frac{24 \times 1000}{60 \times 60} = \frac{20}{3} \text{ m/sec.}$$

Let  $t_1$  be the time taken to attain this velocity (in seconds).

Using the relation,

$$v = u + at$$

$$\frac{20}{3} = 0 + 0.15t_1$$

$$\therefore t_1 = \frac{20}{3 \times 0.15} = 44.4 \text{ sec.}$$

Also, distance travelled during this interval,

$$\begin{aligned} S_1 &= ut_1 + \frac{1}{2}at_1^2 \\ &= 0 + \frac{1}{2} \times 0.15 \times 44.4^2 \\ &= 148 \text{ m.} \end{aligned}$$

**Motion of train B :**

Initial velocity,  $u_2 = 0$

Acceleration,  $a_2 = 0.3 \text{ m/sec}^2$

Final velocity,  $v_2 = 48 \text{ km/hr}$

$$= \frac{48 \times 1000}{60 \times 60} = \frac{40}{3} \text{ m/sec.}$$

Let  $t_2$  be the time taken to travel this distance, say  $S_2$ .

Using the relation,

$$v = u + at$$

$$\frac{40}{3} = 0 + 0.3t_2$$

$$\therefore t_2 = \frac{40}{3 \times 0.3} = 44.4 \text{ sec}$$

and

$$\begin{aligned} S_2 &= u_2t_2 + \frac{1}{2}a_2t_2^2 \\ &= 0 + \frac{1}{2} \times 0.3 \times (44.4)^2 \\ &= 296 \text{ m.} \end{aligned}$$

Let the train  $B$  overtake the train  $A$  when they have covered a distance  $S$  from the start. And let the train  $B$  take  $t$  seconds to cover the distance.

Thus, time taken by the train  $A = (t + 40)$  sec.



Total distance moved by train A,

$$S = 148 + \text{distance covered with constant speed}$$

$$\begin{aligned} S &= 148 + [(t + 40) - t_1] \frac{20}{3} \\ &= 148 + [t + 40 - 44.4] \times \frac{20}{3} \\ &= 148 + (t - 4.4) \times \frac{20}{3} \end{aligned} \quad \dots(i)$$

[[ $(t + 40) - t_1$ ] is the time during which train A moves with constant speed]

Similarly, total distance travelled by the train B,

$$S = 296 + \text{distance covered with constant speed}$$

$$= 296 + (t - 44.4) \times \frac{40}{3} \quad \dots(ii)$$

Equating (i) and (ii),

$$\begin{aligned} 148 + (t - 4.4) \frac{20}{3} &= 296 + (t - 44.4) \times \frac{40}{3} \\ 148 + \frac{20}{3} t - \frac{88}{3} &= 296 + \frac{40}{3} t - \frac{1776}{3} \\ \left(\frac{40}{3} - \frac{20}{3}\right) t &= 148 - 296 + \frac{1776}{3} - \frac{88}{3} \end{aligned}$$

or

$$t = 62.26 \text{ sec.}$$

**Hence, the train B overtakes the train A after 62.26 sec. of its start. (Ans.)**

□ Two stations A and B are 10 km apart in a straight track, and a train starts from A and comes to rest at B. For three quarters of the distance, the train is uniformly accelerated and for the remainder uniformly retarded. If it takes 15 minutes over the whole journey, find its acceleration, its retardation and the maximum speed it attains.

**Sol.** Refer to Fig. 7.4.

Distance between A and B,

$$S = 10 \text{ km} = 10,000 \text{ m}$$

Considering the motion in the first part :

Let

$$u_1 = \text{initial velocity} = 0$$

$$a_1 = \text{acceleration}$$

$$t_1 = \text{time taken}$$

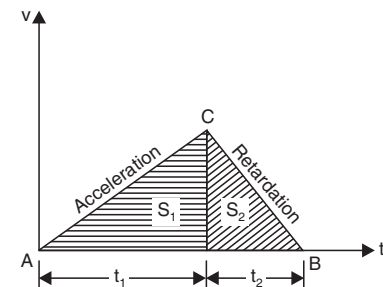
$$S_1 = \text{distance travelled.}$$

Using the relation,

$$S = ut + \frac{1}{2} at^2$$

$$S_1 = 0 + \frac{1}{2} a_1 t_1^2 = \frac{1}{2} a_1 t_1^2 \quad \dots(i)$$

$$7500 = \frac{1}{2} a_1 t_1^2 \quad \dots(ii)$$



$$[\because S_1 = 3/4 \times 10,000 = 7500 \text{ m}]$$



Also, for the second retarding part

$$\begin{aligned} u_2 &= \text{initial velocity} \\ &= \text{final velocity at the end of first interval} \\ &= 0 + a_1 t_1 = a_1 t_1 \end{aligned}$$

Hence

$$\begin{aligned} v_2 &= \text{final velocity at the end of second part} \\ &= u_2 - a_2 t_2 \\ &= a_1 t_1 - a_2 t_2 \\ &= 0, \text{ because the train comes to rest} \end{aligned}$$

$\therefore$   $a_1 t_1 = a_2 t_2$

or  $\frac{a_1}{a_2} = \frac{t_2}{t_1}$  ...*(iii)*

Also,

$$\begin{aligned} S_2 &= \text{distance travelled in the second part} \\ &= \text{average velocity} \times \text{time} \\ &= \left( \frac{a_1 t_1 + 0}{2} \right) \times t_2 \\ &= \frac{a_1 t_1}{2} \cdot t_2 \end{aligned}$$

...*(iv)*

Adding *(i)* and *(iv)*,

$$\begin{aligned} S_1 + S_2 &= \frac{a_1 t_1^2}{2} + \frac{a_1 t_1}{2} \cdot t_2 \\ &= \frac{a_1 t_1}{2} (t_1 + t_2) \end{aligned}$$

or  $S_1 + S_2 = \frac{a_1 t_1}{2} \times 900$  ( $\because t_1 + t_2 = 15 \text{ min.} = 900 \text{ sec}$ )

$10,000 = \frac{a_1 t_1}{2} \times 900$  ( $\because S_1 + S_2 = 10 \text{ km} = 10,000 \text{ m}$ )

or  $a_1 t_1 = \frac{20,000}{900} = \frac{200}{9}$

But  $a_1 t_1 = \text{maximum velocity}$

Hence **max. velocity** =  $\frac{200}{9} = 22.22 \text{ m/sec (Ans.)}$

Also, from eqn. *(ii)*

$$7500 = \frac{1}{2} \times 22.22 \times t_1$$

or  $t_1 = \frac{7500}{11.11} = 675 \text{ sec}$

$\therefore t_2 = 900 - 675 = 225 \text{ sec}$

Now from eqn. *(iii)*,

$$\frac{a_1}{a_2} = \frac{t_2}{t_1} = \frac{225}{675} = \frac{1}{3}$$

$\therefore 3a_1 = a_2$





Also,  $v_{\max} = 22.22 = a_1 t_1$   
 $\therefore a_1 = \frac{22.22}{675} = 0.0329 \text{ m/sec}^2. \text{ (Ans.)}$   
 and  $a_2 = 3a_1$   
 $= 3 \times 0.0329$   
 $= 0.0987 \text{ m/sec}^2. \text{ (Ans.)}$

### MOTION UNDER GRAVITY

It has been seen that bodies falling to earth (through distances which are small as compared to the radius of the earth) and entirely unrestricted, increase in their velocity by about 9.81 m/sec for every second during their fall. This acceleration is called the acceleration due to gravity and is conventionally denoted by 'g'. Though the value of this acceleration varies a little at different parts of the earth's surface but the generally adopted value is 9.81 m/sec<sup>2</sup>.

<b>For downward motion</b>	<b>For upward motion</b>
$\begin{array}{l} a = +g \\ v = u + gt \\ h = ut + \frac{1}{2}gt^2 \\ \downarrow \\ v^2 - u^2 = 2gh \end{array}$	$\begin{array}{l} a = -g \\ v = u - gt \\ h = ut - \frac{1}{2}gt^2 \\ \uparrow \\ v^2 - u^2 = -2gh. \end{array}$

### SOME HINTS ON THE USE OF EQUATIONS OF MOTION

- (i) If a body starts from rest, its initial velocity,  $u = 0$
- (ii) If a body comes to rest ; its final velocity,  $v = 0$
- (iii) When a body is thrown upwards with a velocity  $u$ , time taken to reach the maximum height =  $\frac{u}{g}$  and velocity on reaching the maximum height is zero (i.e.,  $v = 0$ ) . This value of  $t$  is obtained by equating  $v = u - gt$  equal to zero.

(iv) Greatest height attained by a body projected upwards with a velocity  $u = \frac{u^2}{2g}$  , which is obtained by substituting  $v = 0$  in the equation  $v^2 - u^2 = -2gh$ .

(v) Total time taken to reach the ground =  $\frac{2u}{g}$  , the velocity on reaching the ground being  $\sqrt{2gh}$  .

$$(\because v^2 - u^2 = 2gh \text{ or } v^2 - 0^2 = 2gh \text{ or } v = \sqrt{2gh})$$

(vi) The velocity with which a body reaches the ground is same with which it is thrown upwards.

**10.** A stone is dropped from the top of tower 100 m high. Another stone is projected upward at the same time from the foot of the tower, and meets the first stone at a height of 40 m. Find the velocity, with which the second stone is projected upwards.

**Sol. Motion of the first particle :**

Height of tower = 100 m  
 Initial velocity,  $u = 0$   
 Height,  $h = 100 - 40 = 60 \text{ m.}$



Let  $t$  be the time (in seconds) when the two particles meet after the first stone is dropped from the top of the tower.

Refer to Fig. 7.5.

Using the relation,

$$h = ut + \frac{1}{2}gt^2$$

$$60 = 0 + \frac{1}{2} \times 9.81 t^2$$

$$\therefore t = \sqrt{\frac{120}{9.81}} = 3.5 \text{ sec.}$$

**Motion of the second particle :**

Height,  $h = 40 \text{ m}$

Time,  $t = 3.5 \text{ sec.}$

Let  $u$  be the initial velocity with which the second particle has been projected upwards.

Using the relation,

$$h = ut - \frac{1}{2}gt^2 \quad (\because \text{ Particle is projected upwards})$$

$$40 = u \times 3.5 - \frac{1}{2} \times 9.81 \times 3.5^2$$

$$3.5u = 40 + \frac{1}{2} \times 9.81 \times 3.5^2$$

$$u = 28.6 \text{ m/sec. (Ans.)}$$

**11.** A body projected vertically upwards attains a maximum height of 450 m. Calculate the velocity of projection and compute the time of flight in air. At what altitude will this body meet a second body projected 5 seconds later with a speed of 140 m/sec ?

**Sol.** Maximum height attained by the body

$$= 450 \text{ m}$$

Let  $u$  = initial velocity of the body

$v$  = final velocity of the body = 0

Using the relation,

$$v^2 - u^2 = -2gh \quad (\because \text{ body is thrown upwards})$$

$$0^2 - u^2 = -2 \times 9.81 \times 450$$

$$u = 94 \text{ m/sec. (Ans.)}$$

Let ' $t$ ' be the time taken by the body in reaching the highest point from the point of projection.

Then, using the relation,

$$v = u - gt$$

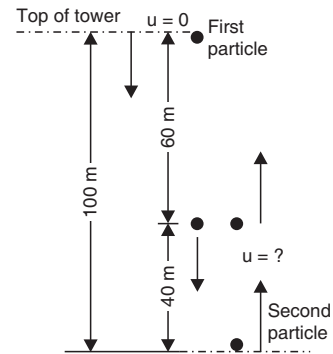
$$0 = 94 - 9.81t$$

$$\therefore t = \frac{94}{9.81} = 9.6 \text{ sec.}$$

$\therefore$  Total time of flight in air

$$= 2 \times 9.6 = 19.2 \text{ sec. (Ans.)}$$

( $\because$  The body will take the same time in returning also)



Let the second body meet the first body at a height 'h' from the ground. Let 't' be the time taken by the first body.

Then, time taken by the second body  
 = (t - 4) sec.

Considering the motion of first body

$$h = ut - \frac{1}{2}gt^2$$

$$= 94t - \frac{1}{2} \times 9.81t^2 \quad \dots(i)$$

Considering the motion of the second body

$$h = 140(t - 5) - \frac{1}{2} \times 9.81(t - 5)^2 \quad \dots(ii)$$

Equating (i) and (ii), we get

$$94t - \frac{1}{2} \times 9.81t^2 = 140(t - 5) - \frac{1}{2} \times 9.81(t - 5)^2$$

$$188t - 9.81t^2 = 280(t - 5) - 9.81(t - 5)^2$$

$$188t - 9.81t^2 = 280t - 1400 - 9.81(t - 5)^2$$

$$188t - 9.81t^2 = 280t - 1400 - 9.81t^2 + 98.1t - 245.25$$

From which  $t = 8.65$  sec.

Putting this in eqn. (i), we get

$$h = 94 \times 8.65 - \frac{1}{2} \times 9.81 \times 8.65^2$$

$$= 813.3 - 367 = 446.3 \text{ m.}$$

**Hence, the second body will meet the first one at a height of 446.3 m from the ground. (Ans.)**

**12.** Two stones are thrown vertically upwards one from the ground with a velocity of 30 m/sec and another from a point 40 metres above with a velocity of 10 m/sec. When and where will they meet ?

**Sol.** Refer to Fig.

Let the two stones meet after 't' seconds from their start at a height of 5 metres from the ground.

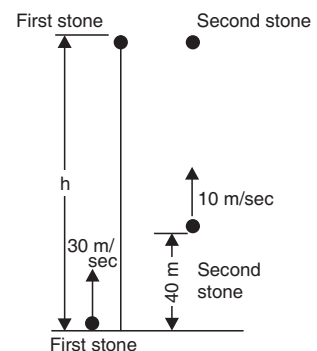
**Motion of first stone :**

$u$  = initial velocity = 30 m/sec  
 $h$  = vertical distance travelled  
 $t$  = time taken

Using the relation,  $h = ut - \frac{1}{2}gt^2$

(∵ stone is thrown upwards)

$$h = 30t - \frac{1}{2} \times 9.81t^2 \quad \dots(i)$$



**Motion of second stone :**

Vertical distance travelled

$$h' = h - 40$$

$$u = 10 \text{ m/sec.}$$

Again using the relation,

$$h = ut + \frac{1}{2}gt^2$$

$$(h - 40) = 10t - \frac{1}{2} \times 9.8t^2 \quad \dots(ii)$$

Subtracting (ii) from (i),

$$40 = 20t$$

$$t = 2 \text{ sec. (Ans.)}$$

Substituting this value in eqn. (i), we get

$$h = 30 \times 2 - \frac{1}{2} \times 9.81 \times 2^2 = 40.38 \text{ m. (Ans.)}$$

**Hence, the two stones meet after 2 seconds at 40.38 m from the ground.**

**13.** A stone is thrown from the ground vertically upwards, with a velocity of 40 m/sec. After 3 seconds another stone is thrown in the same direction and from the same place. If both of the stones strike the ground at the same time, compute the velocity with which the second stone was thrown.

**Sol. Motion of first stone :**

$$u = \text{velocity of projection} = 40 \text{ m/sec}$$

$$v = \text{velocity at the maximum height} = 0$$

$$t = \text{time taken to reach the maximum height} = ?$$

Using the relation,

$$v = u - gt \quad (\because \text{stone is moving upward})$$

$$0 = 40 - 9.81t$$

or

$$t = \frac{40}{9.81} = 4 \text{ sec.}$$

Therefore, total time taken by the first stone to return to the earth = 4 + 4 = 8 sec (because the time taken to reach the maximum height is same as that to come down to earth).

Therefore, the time taken by the second stone to return to the earth = 8 - 3 = 5 sec.

or

time taken to reach the maximum height = 5/2 = 2.5 sec.

**Motion of second stone :**

$$u = \text{velocity of projection} = ?$$

$$v = \text{final velocity at max. height} = 0$$

$$t = \text{time taken to reach the max. height}$$

Using the relation,

$$v = u - gt$$

$$0 = u - 9.81 \times 2.5$$

$\therefore$

$$u = 9.81 \times 2.5 = 24.5 \text{ m/sec.}$$



**Hence, the velocity of projection of second stone**  
**= 24.5 m/sec. (Ans.)**

**14.** A body, falling freely under the action of gravity passes two points 15 metres apart vertically in 0.3 seconds. From what height, above the higher point, did it start to fall.

**Sol.** Refer to Fig. 7.7.

Let the body start from  $O$  and pass two points  $A$  and  $B$ , 15 metres apart in 0.3 second after traversing the distance  $OA$ .

Let  $OA = h$

Considering the motion from  $O$  to  $A$ ,

Initial velocity,  $u = 0$

Using the relation,

$$h = ut + \frac{1}{2}gt^2 \quad (\because \text{the body is falling downward})$$

$$h = 0 + \frac{1}{2}gt^2 \quad \dots(i)$$

Considering the motion from  $O$  to  $B$ .

Initial velocity,  $u = 0$

Time taken,  $t = (t + 0.3)$  sec.

Again, using the relation,  $h + 15 = 0 + \frac{1}{2}g(t + 0.3)^2 \quad \dots(ii)$

Subtracting, (i) from (ii),

$$15 = \frac{1}{2}g(t + 0.3)^2 - \frac{1}{2}gt^2$$

$$30 = g(t^2 + 0.6t + 0.09) - gt^2$$

$$30 = gt^2 + 0.6gt + 0.09g - gt^2$$

$\therefore 0.6gt = 30 - 0.09g$

$$t = \frac{30}{0.6g} - \frac{0.09g}{0.6g} = 5.1 - 0.15 = 4.95 \text{ sec.} \quad \dots(iii)$$

Substituting the value of  $t$  in eqn. (i), we get

$$h = \frac{1}{2} \times 9.81 \times (4.95)^2 = 120.2 \text{ m. (Ans.)}$$

**15.** A stone dropped into a well is heard to strike the water after 4 seconds. Find the depth of the well, if the velocity of sound is 350 m/sec.

**Sol.** Initial velocity of stone,  $u = 0$

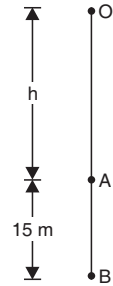
Let  $t$  = time taken by stone to reach the bottom of the well,

and  $h$  = depth of the well

Using the relation,

$$h = ut + \frac{1}{2}gt^2$$

$$h = 0 + \frac{1}{2} \times 9.8t^2 = 4.9t^2 \quad \dots(i)$$



Also, the time taken by the sound to reach the top

$$= \frac{\text{Depth of the well}}{\text{Velocity of sound}}$$

$$= \frac{h}{350} = \frac{4.9t^2}{350} \quad \dots(ii)$$

Total time taken = time taken by the stone to reach the bottom of the well  
+ time taken by sound to reach the ground  
= 4 seconds (given)

$$\therefore t + \frac{4.9t^2}{350} = 4$$

or  $4.9t^2 + 350t - 1400 = 0$

or  $t = \frac{-350 \pm \sqrt{(350)^2 + 4 \times 4.9 \times 1400}}{2 \times 4.9}$

$$= \frac{-350 + 387.2}{9.8} = 3.8 \text{ sec}$$

$\therefore t = 3.8 \text{ sec.}$

Substituting the value in eqn. (i), we get

$$h = 4.9 \times (3.8)^2 = 70.8 \text{ m}$$

**Hence, the depth of well = 70.8 m. (Ans.)**

### VARIABLE ACCELERATION

16. The equation of motion of a particle is  $S = -6 - 5t^2 + t^3$

where  $S$  is in metres and  $t$  in seconds.

Calculate : (i) The displacement and the acceleration when the velocity is zero.

(ii) The displacement and the velocity when the acceleration is zero.

**Sol.** The equation of motion is

$$S = -6 - 5t^2 + t^3 \quad \dots(\text{given}) \quad \dots(i)$$

Differentiating both sides,

$$\frac{ds}{dt} \text{ or } v = -10t + 3t^2$$

$\therefore v = -10t + 3t^2 \quad \dots(ii)$

Again, differentiating both sides,

$$\frac{dv}{dt} \text{ or } a = -10 + 6t$$

$\therefore a = -10 + 6t \quad \dots(iii)$

Now, (i) **When the velocity is zero,**

$$v = -10t + 3t^2 = 0$$

$\therefore t(3t - 10) = 0$

$$t = \frac{10}{3} = 3.33 \text{ sec.} \quad (\text{ignoring } t = 0 \text{ which means start})$$



Substituting this value in eqns. (i) and (iii),

$$\begin{aligned} S &= \text{displacement} \\ &= -6 - 5 \times 3.33^2 + 3.33^3 \\ &= -6 - 55.44 + 36.92 \\ &= -24.52 \text{ m. (Ans.)} \end{aligned}$$

The negative sign indicates that distance is travelled in the other direction.

Also,  $a = \text{acceleration}$

$$= -10 + 6 \times \frac{10}{3} = 10 \text{ m/sec}^2. \text{ (Ans.)}$$

**(ii) When the acceleration is zero**

$$a = -10 + 6t = 0$$

$\therefore 6t = 10$

or  $t = \frac{10}{6} = \frac{5}{3} = 1.67 \text{ sec.}$

Substituting this value in eqns. (i) and (ii), we get

$$\begin{aligned} S &= \text{displacement} \\ &= -6 - 5t^2 + t^3 = -6 - 5 \times (1.67)^2 + (1.67)^3 \\ &= -6 - 13.94 + 4.66 = -15.28 \text{ m. (Ans.)} \end{aligned}$$

The -ve sign again means that the distance is travelled in the other direction.

Also,  $v = -10t + 3t^2$

$$\begin{aligned} &= -10 \times 1.67 + 3 \times (1.67)^2 = -16.7 + 8.36 \\ &= -8.34 \text{ m/sec. (Ans.)} \end{aligned}$$

**17.** If a body be moving in a straight line and its distance  $S$  in metres from a given point in the line after  $t$  seconds is given by the equation

$$S = 20t + 3t^2 - 2t^3.$$

Calculate : (a) The velocity and acceleration at the start.

(b) The time when the particle reaches its maximum velocity.

(c) The maximum velocity of the body.

**Sol.** The equation of motion is

$$S = 20t + 3t^2 - 2t^3 \quad \dots(i)$$

Differentiating both sides

$$\frac{dS}{dt} = v = 20 + 6t - 6t^2 \quad \dots(ii)$$

Again, differentiating

$$\frac{d^2S}{dt^2} = \frac{dv}{dt} = a = 6 - 12t \quad \dots(iii)$$

**(a) At start,  $t = 0$**

Hence from eqns. (ii) and (iii),

$$v = 20 + 0 - 0 = 20 \text{ m/sec. (Ans.)}$$

$$a = 6 - 12 \times 0 = 6 \text{ m/sec. (Ans.)}$$



**(b) When the particle reaches its maximum velocity**

$$\begin{aligned} a &= 0 \\ \text{i.e., } 6 - 12t &= 0 \\ \therefore t &= 0.5 \text{ sec. (Ans.)} \end{aligned}$$

**(b) The maximum velocity of the body**

$$\begin{aligned} \text{When } t &= 0.5 \text{ sec.} \\ v_{\max} &= 20 + 6t - t^2 \\ &= 20 + 6 \times 0.5 - 6 \times 0.5^2 \\ &= 20 + 3 - 1.5 \\ &= 21.5 \text{ m/sec. (Ans.)} \end{aligned}$$

### SELECTED QUESTIONS EXAMINATION PAPERS

**18.** Two trains A and B leave the same station on parallel lines. A starts with uniform acceleration of  $0.15 \text{ m/s}^2$  and attains a speed of  $24 \text{ km/hour}$  when the steam is reduced to keep the speed constant. B leaves 40 seconds after with a uniform acceleration of  $0.30 \text{ m/s}^2$  to attain a maximum speed of  $48 \text{ km/hour}$ . When will B overtake A ?

**Sol. Motion of train A:**

$$\begin{aligned} \text{Uniform acceleration, } a_1 &= 0.15 \text{ m/s}^2 \\ \text{Initial velocity, } u_1 &= 0 \\ \text{Final velocity, } v_1 &= 24 \text{ km/h} \\ &= \frac{24 \times 1000}{60 \times 60} = \frac{20}{3} \text{ m/sec} \end{aligned}$$

Let  $t_1$  be the time taken to attain this velocity (in seconds)

Using the relation:

$$\begin{aligned} v &= u + at \\ \frac{20}{3} &= 0 + 0.15 \times t_1 \\ \therefore t_1 &= \frac{20}{3 \times 0.15} = 44.4 \text{ sec} \end{aligned}$$

Also, distance travelled during this interval,

$$\begin{aligned} s_1 &= u_1 t_1 + \frac{1}{2} a_1 t_1^2 \\ &= 0 + \frac{1}{2} \times 0.15 \times 44.4^2 = 148 \text{ m} \end{aligned}$$

**Motion of train B:**

$$\begin{aligned} \text{Initial velocity, } u_2 &= 0 \\ \text{Acceleration, } a_2 &= 0.3 \text{ m/sec}^2 \\ \text{Final velocity, } v_2 &= 48 \text{ km/h} \\ &= \frac{48 \times 1000}{60 \times 60} = \frac{40}{3} \text{ m/sec} \end{aligned}$$

Let  $t_2$  be taken to travel this distance, say  $s_2$

Using the relation:

$$v = u + at$$





$$\frac{40}{3} = 0 + 0.3 \times t_2$$

$$\therefore t_2 = \frac{40}{3 \times 0.3} = 44.4 \text{ s}$$

and

$$s_2 = u_2 t_2 + \frac{1}{2} a_2 t_2^2$$

$$= 0 + \frac{1}{2} \times 0.3 \times (44.4)^2 = 296 \text{ m}$$

Let the train *B* overtake the train *A* when they have covered a distance *s* from the start. And let the train *B* take *t* seconds to cover the distance.

Thus, time taken by the train *A* = (*t* + 40) sec.

Total distance moved by train *A*.

$$s = 148 + \text{distance covered with constant speed}$$

$$= 148 + [(t + 40) - t_1] \times 20/3$$

$$= 148 + [t + 40 - 44.4] \times 20/3$$

$$= 148 + (t - 4.4) \times 20/3 \quad \dots(i)$$

[(*t* + 40) - *t*<sub>1</sub>] is the time during which train *A* moves with constant speed].

Similarly, total distance travelled by the train *B*,

$$s = 296 + \text{distance covered with constant speed}$$

$$= 296 + (t - 44.4) \times 40/3 \quad \dots(ii)$$

Equating (i) and (ii)

$$148 + (t - 4.4) \times 20/3 = 296 + (t - 44.4) \times 40/3$$

$$148 + \frac{20}{3}t - \frac{88}{3} = 296 + \frac{40}{3}t - \frac{1776}{3}$$

$$\left(\frac{40}{3} - \frac{20}{3}\right)t = 148 - 296 + \frac{1776}{3} - \frac{88}{3}$$

$$t = 62.26 \text{ s}$$

Hence, train *B*, overtakes train *A* after 62.26 s of its start. **(Ans.)**

**19.** A cage descends a mine shaft with an acceleration of 1 m/s<sup>2</sup>. After the cage has travelled 30 m, stone is dropped from the top of the shaft. Determine: (i) the time taken by the stone to hit the cage, and (ii) distance travelled by the cage before impact.

**Sol.** Acceleration of cage,

$$a = 1 \text{ m/s}^2$$

Distance travelled by the shaft before dropping of the stone = 30 m

**(i) Time taken by the stone to hit the cage = ?**

Considering motion of the stone.

Initial velocity,  $u = 0$

Let  $t$  = time taken by the stone to hit the cage, and

$h_1$  = vertical distance travelled by the stone before the impact.

Using the relation,

$$h = ut + \frac{1}{2}gt^2$$

$$h_1 = 0 + \frac{1}{2} \times 9.8 t^2 = 4.9 t^2 \quad \dots(i)$$



Now let us consider motion of the cage for 30 m

Initial velocity,  $u = 0$

Acceleration,  $a = 1.0 \text{ m/s}^2$ .

Let  $t'$  = time taken by the shaft to travel 30 m

Using the relation,

$$s = ut + \frac{1}{2} at^2$$

$$30 = 0 + \frac{1}{2} \times 1 \times (t')^2$$

$$t' = 7.75 \text{ s.}$$

It means that cage has travelled for 7.75 s before the stone was dropped. Therefore total time taken by the cage before impact =  $(7.75 + t)$ .

Again using the relation:

$$s = ut + \frac{1}{2} at^2$$

$$s_1 = 0 + \frac{1}{2} \times 1 \times (7.75 + t)^2 \quad \dots(ii)$$

In order that stone may hit the cage the two distances must be equal *i.e.*, equating (i) and (ii).

$$4.9 t^2 = \frac{1}{2} \times (7.75 + t)^2$$

$$4.9 = 0.5 (60 + t^2 + 15.5 t)$$

or  $9.8 = t^2 + 15.5 t + 60$

or  $t^2 + 15.5 t - 50.2 = 0$

$$t = \frac{-15.5 \pm \sqrt{(15.5)^2 + 4 \times 50.2}}{2} = \frac{-15.5 \pm \sqrt{441.05}}{2}$$

$$= \frac{-15.5 \pm 21.0}{2} = 2.75 \text{ s} \quad (\text{neglecting -ve sign})$$

$\therefore t = 2.75 \text{ s. (Ans.)}$

**(ii) Distance travelled by the cage before impact = ?**

Let  $s_2$  = distance travelled by the cage before impact.

We know total time taken by the cage before impact.

$$= 7.75 + 2.75 = 10.5 \text{ s.}$$

Now using the relation,

$$s_2 = ut + \frac{1}{2} at^2$$

$$= 0 + \frac{1}{2} \times 1 \times (10.5)^2 = 55.12 \text{ m}$$

Hence distance travelled by the cage before impact = **55.12 m. (Ans.)**



### 8.9. D' ALEMBERT'S PRINCIPLE

D' Alembert, a French mathematician, was the first to point out that on the lines of *equation of static equilibrium*, *equation of dynamic equilibrium* can also be established by introducing *inertia force* in the direction opposite the acceleration in addition to the real forces on the plane.

Static equilibrium equations are :

$$\Sigma H \text{ (or } P_x) = 0, \Sigma V \text{ (or } \Sigma P_y) = 0, \Sigma M = 0$$

Similarly when different external forces act on a system in motion, the algebraic sum of all the forces (including the *inertia force*) is zero. This is explained as under :

We know that,  $P = ma$  (Newton's second law of motion)

or  $P - ma = 0$  or  $P + (-ma) = 0$

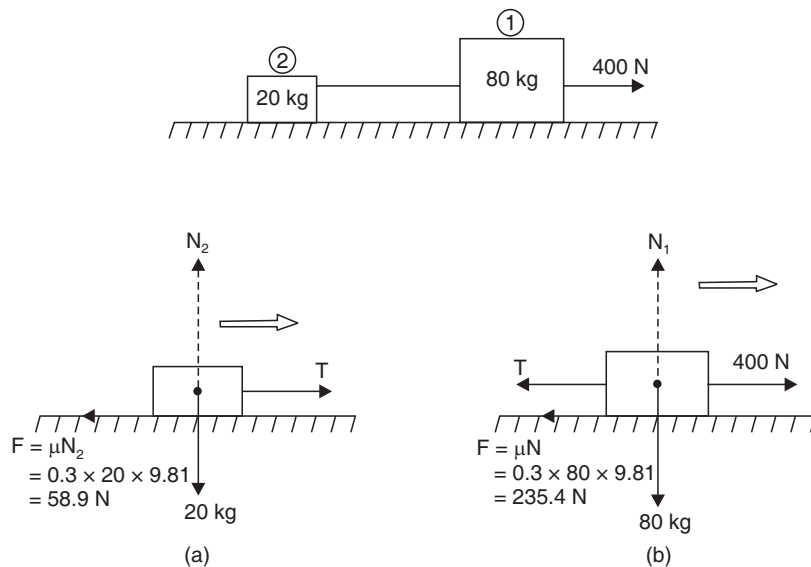
The expression in the block  $(-ma)$  is the *inertia force* and negative sign signifies that it acts in a direction opposite to that of acceleration/retardation  $a$ .

It is also known as the "principle of kinostatics".

**Example 8.15.** Two bodies of masses 80 kg and 20 kg are connected by a thread and move along a rough horizontal surface under the action of a force 400 N applied to the first body of mass 80 kg as shown in Fig. 8.6. The co-efficient of friction between the sliding surfaces of the bodies and the plane is 0.3.

Determine the acceleration of the two bodies and the tension in the thread, using D' Alembert's principle.

**Sol.** Refer to Figs. 8.5 and 8.6



#### Acceleration of the bodies, a :

As per D' Alembert's principle for dynamic equilibrium condition the algebraic sum of all the active forces acting on a system should be zero.



The various forces acting on the bodies are :

- (i) Force applied = 400 N
- (ii) Inertia force =  $(80 + 20) a$
- (iii) Frictional force =  $0.3 \times 80 \times 9.81 + 0.3 \times 20 \times 9.81$   
=  $235.4 + 58.9 = 294.3$  N

$$\therefore 400 - (80 + 20) a = 294.3 = 0$$

or 
$$a = \frac{400 - 294.3}{(80 + 20)} = 1.057 \text{ m/s}^2. \text{ (Ans.)}$$

**Tension in the thread between the two masses,  $T$  :**

Considering free body diagrams of the masses 80 kg and 20 kg separately as shown in Fig. (a) and (b).

Applying D' Alembert's principle for Fig. 8.6 (a), we get

$$400 - T - 80 \times 1.057 - 0.3 \times 80 \times 9.81 = 0$$

$$\therefore \quad \quad \quad \mathbf{T = 80 \text{ N. (Ans.)}$$

Now, applying D' Alembert's principle for Fig. 8.6 (b), we get

$$T - 0.3 \times 20 \times 9.81 - 20 \times 1.057 = 0$$

$$\therefore \quad \quad \quad \mathbf{T = 80 \text{ N. (Ans.)}$$

It may be noted that the same answer is obtained by considering the two masses separately.

**MOTION OF A LIFT**

Consider a lift (elevator or cage etc.) carrying some mass and moving with a uniform acceleration.

- Let  $m$  = mass carried by the lift in kg,
- $W (= m.g)$  = weight carried by the lift in newtons,
- $a$  = uniform acceleration of the lift, and
- $T$  = tension in the cable supporting the lift.

There could be the following *two* cases :

- (i) When the lift is moving *upwards*, and
- (ii) When the lift is moving *downwards*.

**1. Lift moving upwards :**

Refer to Fig. 8.7.

The net upward force, which is responsible for the motion of the lift

$$= T - W = T - m.g \quad \dots(i)$$

Also, this force = mass  $\times$  acceleration

$$= m.a \quad \dots(ii)$$

Equating (i) and (ii), we get

$$T - m.g = m.a$$

$$\therefore \quad T = m.a + m.g = m(a + g) \quad \dots(8.4)$$

**2. Lift moving downwards :**

Refer to Fig. 8.8.

Net downward force responsible for the motion of the lift

$$= W - T = m.g - T \quad \dots(i)$$

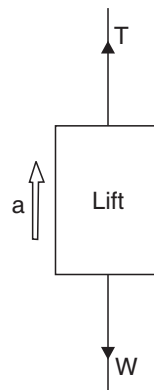


Fig. 8.7. Lift moving upwards.

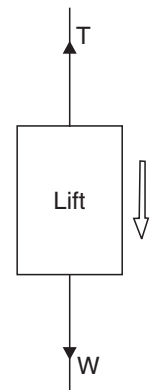


Fig. 8.8. Lift moving downwards.



Also, this force = mass  $\times$  acceleration  
 $= m.a$  ...(ii)

Equating (i) and (ii), we get

$$m.g - T = m.a$$

$$\therefore T = m.g - m.a = m(g - a)$$

**16.** An elevator cage of mass 900 kg when empty is lifted or lowered vertically by means of a wire rope. A man of mass 72.5 kg is standing in it. Find :

- (a) The tension in the rope,  
 (b) The reaction of the cage on the man, and  
 (c) The force exerted by the man on the cage, for the following two conditions :  
 (i) when the cage is moving up with an acceleration of  $3 \text{ m/s}^2$  and  
 (ii) when the cage is moving down with a uniform velocity of  $3 \text{ m/s}$ .

**Sol.** Mass of the cage,  $M = 900 \text{ kg}$

Mass of the man,  $m = 72.5 \text{ kg}$ .

(i) **Upward acceleration,  $a = 3 \text{ m/s}^2$**

(a) Let  $T$  be the tension in the rope in newtons

The various forces acting on the cage are :

1. Tension,  $T$  of the rope acting vertically upwards.
2. Total mass =  $M + m$ , of the cage and the man acting vertically downwards.

As the cage moves upwards,  $T > (M + m)g$

$$\therefore \text{Net accelerating force} = T - (M + m)g = (M + m)a$$

$$\therefore T - (M + m)g = (M + m)a \quad \dots(i)$$

Substituting the given values, we get

$$T - (900 + 72.5)9.81 = (900 + 72.5) \times 3$$

$$\therefore T = 12458 \text{ N. (Ans.)}$$

(b) Let ' $R$ ' be the reaction of the cage on the man in newtons.

Considering the various forces, the equation of motion is

$$R - mg = m.a \quad \dots(ii)$$

or

$$\begin{aligned} R &= mg + ma = m(g + a) \\ &= 72.5(9.81 + 3) = 928.7 \text{ N. (Ans.)} \end{aligned}$$

(c) The force exerted by the man on the cage must be equal to the force exerted by the cage on the man (Newton's third law of motion).

$$\therefore \text{Force exerted by the man on the cage} = 928.7 \text{ N. (Ans.)}$$

(ii) **When the cage moves with a uniform velocity 3 m/s :**

When the cages moves with a uniform velocity, acceleration is equal to zero.

(a) Tension in the rope,  $T$  :

Putting  $a = 0$  in eqn. (i), we get

$$T - (M + m)g = (M + m) \times 0 = 0$$

$$\begin{aligned} \therefore T &= (M + m)g \\ &= (900 + 72.5) \times 9.81 = 9540 \text{ N. (Ans.)} \end{aligned}$$



(b) Also from equation (ii)

When  $a = 0$ ,

$$\begin{aligned} R &= mg + m \times 0 = mg \\ &= 72.5 \times 9.81 = \mathbf{711.2 \text{ N. (Ans.)}} \end{aligned}$$

(c) Force exerted by the man on the cage

$$\begin{aligned} &= \text{force exerted by the cage on the man} \\ &= \mathbf{711.2 \text{ N. (Ans.)}} \end{aligned}$$

**17.** An elevator of mass 500 kg is ascending with an acceleration of 3 m/s<sup>2</sup>. During this ascent its operator whose mass is 70 kg is standing on the scales placed on the floor. What is the scale reading? What will be total tension in the cables of the elevator during his motion?

**Sol.** Mass of the elevator,  $M = 500 \text{ kg}$

Acceleration,  $a = 3 \text{ m/s}^2$

Mass of the operator,  $m = 70 \text{ kg}$

Pressure ( $R$ ) exerted by the man, when the lift moves upward with an acceleration of 3 m/s<sup>2</sup>,

$$\begin{aligned} R &= mg + ma = m(g + a) \\ &= 70(9.81 + 3) = \mathbf{896.7 \text{ N. (Ans.)}} \end{aligned}$$

Now, tension in the cable of elevator

$$\begin{aligned} T &= M(g + a) + m(g + a) \\ &= (M + m)(g + a) \\ &= (500 + 70)(9.81 + 3) = \mathbf{7301.7 \text{ N. (Ans.)}} \end{aligned}$$

### MOTION OF TWO BODIES CONNECTED BY A STRING PASSING OVER A SMOOTH PULLEY

Fig. 8.9 shows two bodies of weights  $W_1$  and  $W_2$  respectively hanging vertically from a weightless and inextensible string, passing over a smooth pulley. Let  $T$  be the common tension in the string. If the pulley were not smooth, the tension would have been different in the two sides of the string.

Let  $W_1$  be greater than  $W_2$  and  $a$  be the acceleration of the bodies and their motion as shown.

**Consider the motion of body 1:**

Forces acting on it are :  $W_1$  (downwards) and  $T$  (upwards).

$$\therefore \text{Resulting force} = W_1 - T \text{ (downwards)} \quad \dots(i)$$

Since this weight is moving downward, therefore, force acting on this weight

$$= \frac{W_1}{g} \cdot a \quad \dots(ii)$$

Equating (i) and (ii)

$$W_1 - T = \frac{W_1}{g} a \quad \dots(1)$$

**Now consider the motion of body 2:**

Forces acting on it are :  $T$  (upwards)  $W_2$  (downwards)

$$\therefore \text{Resultant force} = T - W_2 \quad \dots(iii)$$

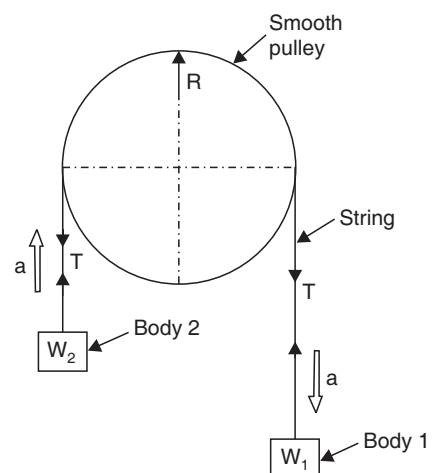


Fig. 8.9



Since the body is moving upwards therefore force acting on the body

$$= \frac{W_2}{g} \cdot a \quad \dots(iv)$$

Equating (iii) and (iv)

$$T - W_2 = \frac{W_2}{g} \cdot a \quad \dots(2)$$

Now adding eqns. (1) and (2), we get

$$W_1 - W_2 = \left( \frac{W_1 + W_2}{g} \right) a$$

from which, 
$$a = \left( \frac{W_1 + W_2}{W_1 + W_2} \right) \cdot g$$

From equation (2),

$$T - W_2 = \frac{W_2}{g} a$$

$$T = W_2 + \frac{W_2}{g} a = W_2 \left( 1 + \frac{a}{g} \right)$$

Substituting the value of 'a' from equation (8.6), we get

$$T = W_2 \left[ 1 + \left( \frac{W_1 - W_2}{W_1 + W_2} \right) \cdot \frac{g}{g} \right]$$

from which, 
$$T = \frac{2 W_1 W_2}{W_1 + W_2}$$

**Reaction of the pulley,**

$$R = T + T = 2T$$

$$= \frac{4W_1 W_2}{W_1 + W_2}$$

**Example 8.18.** Two bodies weighing 45 N and 60 N are hung to the ends of a rope, passing over a frictionless pulley. With what acceleration the heavier weight comes down? What is the tension in the string?

**Sol.** Weight of heavier body,  $W_1 = 60$  N

Weight of lighter body,  $W_2 = 45$  N

**Acceleration of the system,  $a = ?$**

Using the relation,

$$a = \frac{g(W_1 - W_2)}{(W_1 + W_2)} = \frac{9.81(60 - 45)}{(60 + 45)} = 1.4 \text{ m/s}^2. \text{ (Ans.)}$$

**Tension in the string,  $T = ?$**

Using the relation,

$$T = \frac{2 W_1 W_2}{W_1 + W_2} = \frac{2 \times 60 \times 45}{(60 + 45)} = 51.42 \text{ N. (Ans.)}$$



**Example 8.19.** A system of frictionless pulleys carries two weights hung by inextensible cords as shown in Fig. . Find :

(i) The acceleration of the weights and tension in the cords.

(ii) The velocity and displacement of weight '1' after 5 seconds from start if the system is released from rest.

**Sol.** Weight,  $W_1 = 80 \text{ N}$   
Weight,  $W_2 = 50 \text{ N}$

Let  $T =$  tension (constant throughout the cord, because pulleys are frictionless, and cord is continuous).

When weight  $W_1$  travels unit distance then weight  $W_2$  travels half the distance. Acceleration is proportional to the distance.

$\therefore$  If  $a =$  acceleration of weight  $W_1$

then,  $a/2 =$  acceleration of weight  $W_2$ .

It is clear from the figure that weight  $W_1$  moves downward and weight  $W_2$  moves upward.

(i) **Acceleration of weights,  $T = ?$**

Consider the motion of weight  $W_1$  :

$$W_1 - T = \frac{W_1}{g} a$$

$$80 - T = \frac{80}{g} \times a \quad \dots(i)$$

Consider the motion of weight  $W_2$  :

$$2T - W_2 = \frac{W_2}{g} a$$

$$2T - 50 = \frac{50}{g} \times \frac{a}{2} \quad \dots(ii)$$

Multiplying eqn. (i) by 2 and adding eqns. (i) and (ii), we get

$$110 = \frac{185}{g} a$$

$$\therefore a = \frac{110 \times 9.81}{185} = 5.8 \text{ m/s}^2$$

Hence **acceleration of  $W_1 = 5.8 \text{ m/s}^2$ . (Ans.)**

and **acceleration of  $W_2 = 5.8/2 = 2.9 \text{ m/s}^2$ . (Ans.)**

Substituting the value of 'a' in eqn. (i), we get

$$80 - T = \frac{80}{9.81} \times 5.8$$

$$\therefore T = 32.7 \text{ N. (Ans.)}$$

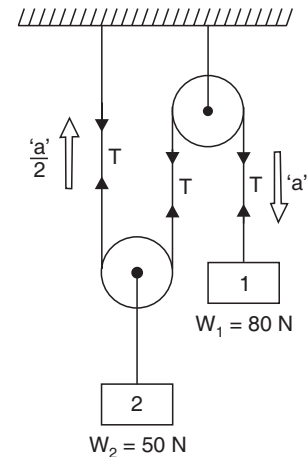
(ii) **Velocity and displacement of weight  $W_1$  after 5 sec. = ?**

$$u = 0, a = 5.8 \text{ m/s}^2, t = 5 \text{ s}$$

$$\therefore v = u + at = 0 + 5.8 \times 5 = 29 \text{ m/s. (Ans.)}$$

and

$$s = ut + \frac{1}{2} at^2 = 0 + \frac{1}{2} \times 5.8 \times 5^2 = 72.5 \text{ m. (Ans.)}$$





## MOTION OF TWO BODIES CONNECTED AT THE EDGE OF A HORIZONTAL SURFACE

Fig. 8.11 shows two bodies of weights  $W_1$  and  $W_2$  respectively connected by a light inextensible string. Let the body 1 hang free and body 2 be placed on a rough horizontal surface. Let the body 1 move downwards and the body 2 move along the surface of the plane. We know that the velocity and acceleration of the body will be the same as that of the body 2, therefore tension will be same throughout the string. Let  $\mu$  be the co-efficient of friction between body 2 and the horizontal surface.

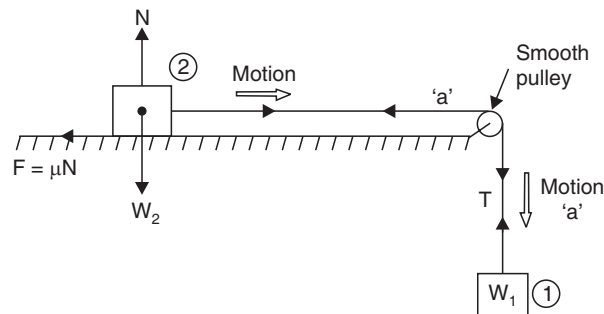


Fig. 8.11

Normal reaction at the surface,  $N = W_2$

and force of friction,  $F = \mu N = \mu W_2$

Let  $a$  = acceleration of the system

$T$  = tension in the string.

### Consider the motion of body 1 :

Forces acting on it are :  $W_1$  (downwards) and  $T$  (upwards)

Resultant force =  $W_1 - T$  ...*(i)*

Since the body is moving downwards, therefore force acting on this body

$$= \frac{W_1}{g} \cdot a \quad \dots(ii)$$

$$\text{Equating (i) and (ii), } W_1 - T = \frac{W_1}{g} a \quad \dots(1)$$

### Now consider the motion of body 2 :

Forces acting on it are :  $T$  (towards right), Force of friction  $F$  (towards left).

$\therefore$  Resultant force =  $T - F = T - \mu W_2$  ...*(iii)*

Since, the body is moving horizontally with acceleration, therefore force acting on this body

$$= \frac{W_2}{g} \cdot a \quad \dots(iv)$$

Equating *(iii)* and *(iv)*, we get

$$T - \mu W_2 = \frac{W_2}{g} a \quad \dots(2)$$



Adding equations (1) and (2), we get

$$W_1 - \mu W_2 = \frac{W_1}{g} a + \frac{W_2}{g} a$$

or

$$W_1 - \mu W_2 = \frac{a}{g} (W_1 + W_2)$$

or

$$a = \left( \frac{W_1 - \mu W_2}{W_1 + W_2} \right) g$$

Substituting this value of 'a' in equation (1), we get

$$W_1 - T = \frac{W_1}{g} \left( \frac{W_1 - \mu W_2}{W_1 + W_2} \right) g$$

$$T = W_1 - W_1 \left( \frac{W_1 - \mu W_2}{W_1 + W_2} \right)$$

$$T = W_1 \left[ 1 - \frac{W_1 - \mu W_2}{W_1 + W_2} \right]$$

$$= W_1 \left[ \frac{W_1 + W_2 - W_1 + \mu W_2}{W_1 + W_2} \right]$$

i.e.,

$$T = \frac{W_1 W_2 (1 + \mu)}{W_1 + W_2}$$

For smooth horizontal surface ; putting  $\mu = 0$  in equations (8.9) and (8.10), we get

$$a = \frac{W_1 \cdot g}{W_1 + W_2}$$

and

$$T = \frac{W_1 W_2}{W_1 + W_2}$$

**20.** Find the acceleration of a solid body A of weight 8 N, when it is being pulled by another body of weight 6 N along a smooth horizontal plane as shown in Fig. 8.12.

**Sol.** Refer to Fig.

Weight of body B,  $W_1 = 6$  N

Weight of body A,  $W_2 = 8$  N

**Acceleration of body,  $a = ?$**

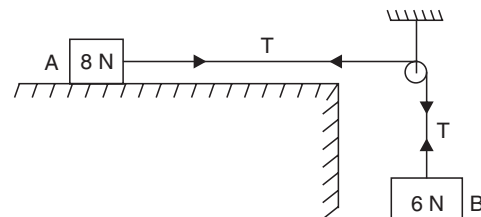
**Tension in the string,  $T = ?$**

Equation of motion for body B

$$6 - T = \frac{6}{g} \cdot a \quad \dots(i)$$

Equation of motion for body A

$$T = \frac{8}{g} \cdot a \quad \dots(ii)$$



235 Adding (i) and (ii), we get

$$6 = \frac{14}{g} \cdot a$$

$$\therefore a = \frac{6 \times 9.81}{14} = 4.2 \text{ m/s}^2. \text{ (Ans.)}$$

Substituting this value of  $a$  in (i), we get

$$6 - T = \frac{6}{9.81} \times 4.2$$

$$\therefore T = 3.43 \text{ N. (Ans.)}$$

**21.** Two blocks shown in Fig. have weights  $A = 8 \text{ N}$  and  $B = 10 \text{ N}$  and co-efficient of friction between the block A and horizontal plane,  $\mu = 0.2$ .

If the system is released, from rest and the block A falls through a vertical distance of  $1.5 \text{ m}$ , what is the velocity acquired by it? Neglect the friction in the pulley and extension of the string.

**Sol.** Refer to Fig. 8.13.

Considering vertical string portion:

$$8 - T = \frac{8}{g} \cdot a \quad \dots(i)$$

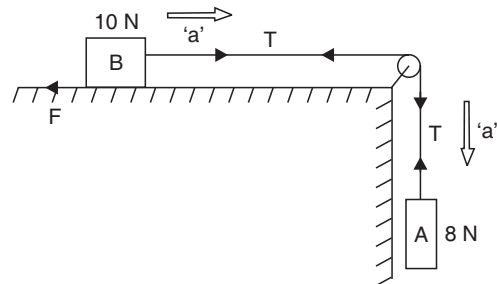
Considering horizontal string portion :

$$T - F = \frac{10}{g} \cdot a$$

or  $T - \mu N_B = \frac{10}{g} \cdot a$

or  $T - 0.2 \times 10 = \frac{10}{g} a$

or  $T - 2 = \frac{10}{g} a$



$$(\because N_B = W_B = 10 \text{ newtons})$$

...(ii)

Adding (i) and (ii)

$$6 = \frac{18a}{g}$$

$$\therefore a = \frac{6 \times 9.81}{18} = 3.27 \text{ m/s}^2$$

Now using the relation :

$$v^2 - u^2 = 2as \quad \text{or} \quad v^2 - u^2 = 2 \times 3.27 \times 1.5$$

$$\therefore v = 3.13 \text{ m/s}$$

Hence the velocity acquired by weight A = **3.13 m/s. (Ans.)**

**22.** A body '1' of weight  $20 \text{ N}$  is held on a rough horizontal table. An elastic string connected to the body '1' passes over a smooth pulley at the end of the table and then under a second smooth pulley carrying a body '2' of weight  $10 \text{ N}$  as shown in Fig. 8.14. The other end of the string is fixed to a point above the second pulley. When the  $20 \text{ N}$  body is released, it moves with an acceleration of  $g/5$ . Determine the value of co-efficient of friction between the block and the table.



**Sol.** Weight of body '1',  $W_1 = 20 \text{ N}$   
 Weight of body '2',  $W_2 = 10 \text{ N}$   
 Acceleration of body '1'  $a = g/5$   
 Let  $T =$  tension in string in newtons, and  
 $\mu =$  co-efficient of friction between  
 block and the table.

**Considering the motion of body '1' :**

$$T - \mu W_1 = \frac{W_1}{g} a$$

or  $T - \mu \times 20 = \frac{20}{g} \times \frac{g}{5} = 4 \quad \dots(i)$

**Considering the motion of body '2' :**

A little consideration will show that the acceleration of the body '2' will be half of that of the body '1' i.e.,  $g/10$ .

Now,  $W_2 - 2T = \frac{W_2}{g} \times \frac{a}{2}$

or  $10 - 2T = \frac{10}{g} \times \frac{g}{10} = 1 \quad \dots(ii)$

Now multiplying eqn. (i) by 2 and adding eqns. (i) and (ii), we get

$$10 - 40\mu = 9$$

$\therefore 40\mu = 1$  or  $\mu = 0.025$ . (Ans.)

**Example 8.23.** A string passing across a smooth table at right angle to two opposite edges has two masses  $M_1$  and  $M_2$  ( $M_1 > M_2$ ) attached to its ends hanging vertically as shown in Fig. 8.15. If a mass  $M$  be attached to the portion of the string which is on the table, find the acceleration of the system when left to itself.

**Sol.** Refer to Fig. 8.15.

Let  $T_1$  and  $T_2$  be the tensions in the two portions of the strings.

**Acceleration of the system,  $a = ?$**

We know that

$$W_1 = M_1 g, W_2 = M_2 g$$

$\therefore$  Equations of motion are :

$$M_1 g - T_1 = M_1 a \quad \dots(i)$$

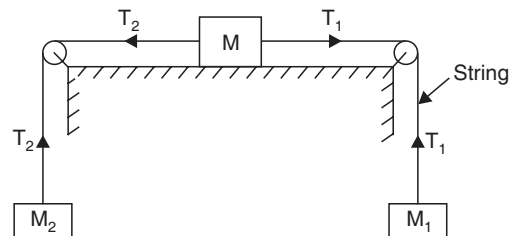
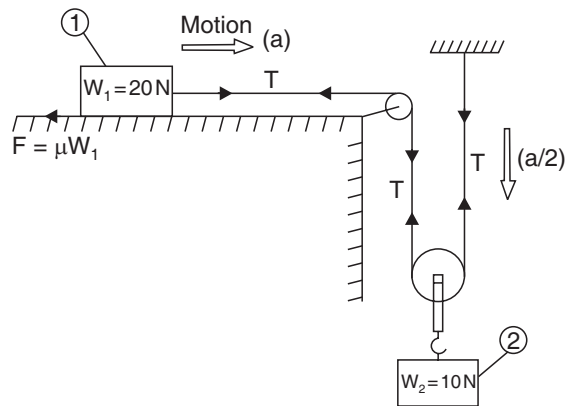
$$T_1 - T_2 = M \cdot a \quad \dots(ii)$$

$$T_2 - M_2 g = M_2 \cdot a \quad \dots(iii)$$

Adding (i), (ii) and (iii), we get

$$M_1 g - M_2 g = a (M_1 + M + M_2)$$

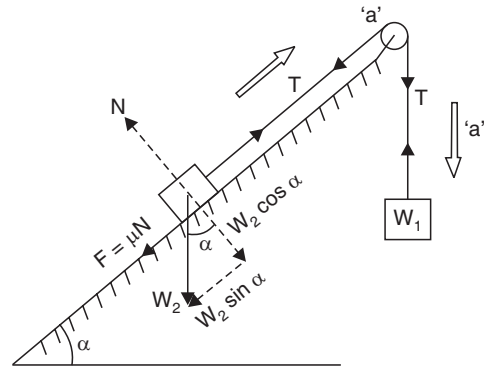
$$a = \left[ \frac{M_1 - M_2}{M_1 + M + M_2} \right] \times g. \quad \text{(Ans.)}$$



**MOTION OF TWO BODIES CONNECTED BY A STRING ONE END OF WHICH IS HANGING FREE AND THE OTHER LYING ON A ROUGH INCLINED PLANE**

Fig. 8.16 shows two bodies of weight  $W_1$  and  $W_2$  respectively connected by a light inextensible string. Let the body 1 of weight  $W_1$  hang free and body 2 of weight  $W_2$  be placed on an inclined rough surface. The velocity and acceleration of the body 1 will be the same as that of body 2. Since the string is inextensible, therefore, tension will be same throughout.

- Let  $a$  = acceleration of the system
- $\alpha$  = inclination of the plane
- $\mu$  = co-efficient of friction between body and the inclined surface
- $T$  = tension in the string.



**Consider the motion of body 1 :**

Forces acting on it are :  $W_1$  (downwards),  $T$  (upwards)

Resultant force =  $W_1 - T$  ...(i)

Since the body is moving downwards, therefore force acting on the body

$$= \frac{W_1}{g} \cdot a \quad \text{...(ii)}$$

Equating (i) and (ii)

$$W_1 - T = \frac{W_1}{g} \cdot a \quad \text{...(1)}$$

**Now consider the motion of body 2 :**

Normal reaction at the surface,

$$N = W_2 \cos \alpha$$

$\therefore$  Force of friction,  $F = \mu N = \mu W_2 \cos \alpha$

The forces acting on the body 2 as shown are :

$T$  (upwards),  $W \sin \alpha$  (downwards)

and

$F = \mu W_2 \cos \alpha$  (downwards)

$\therefore$  Resultant force =  $T - W_2 \sin \alpha - \mu W_2 \cos \alpha$  ...(iii)

Since, this body is moving along the inclined surface with acceleration therefore force acting on this body

$$= \frac{W_2}{g} a \quad \text{...(iv)}$$

Equating (iii) and (iv), we get

$$T - W_2 \sin \alpha - \mu W_2 \cos \alpha = \frac{W_2}{g} a \quad \text{...(2)}$$

Adding equations (1) and (2), we get

$$W_1 - W_2 \sin \alpha - \mu W_2 \cos \alpha = \frac{a}{g} (W_1 + W_2)$$



$$\therefore a = \frac{g(W_1 - W_2 \sin \alpha - \mu W_2 \cos \alpha)}{W_1 + W_2}$$

Substituting this value of 'a' in equation (1), we get

$$\begin{aligned} W_1 - T &= \frac{W_1}{g} a \\ T &= W_1 - \frac{W_1}{g} a = W_1 \left( 1 - \frac{a}{g} \right) \\ &= W_1 \left[ 1 - \frac{W_1 - W_2 \sin \alpha - \mu W_2 \cos \alpha}{W_1 + W_2} \right] \\ &= W_1 \left[ \frac{W_1 + W_2 - W_1 + W_2 \sin \alpha + \mu W_2 \cos \alpha}{W_1 + W_2} \right] \\ &= W_1 W_2 \left[ \frac{1 + \sin \alpha + \mu \cos \alpha}{W_1 + W_2} \right] \end{aligned}$$

i.e., 
$$T = \frac{W_1 W_2 (1 + \sin \alpha + \mu \cos \alpha)}{W_1 + W_2}$$

For smooth inclined surface ; putting  $\mu = 0$  in equations (8.13) and (8.14).

$$a = \frac{g(W_1 - W_2 \sin \alpha)}{W_1 + W_2}$$

and

$$T = \frac{W_1 W_2 (1 + \sin \alpha)}{W_1 + W_2}$$

**Example 8.24.** A body weighing 8 N rests on a rough plane inclined at  $15^\circ$  to the horizontal. It is pulled up the plane, from rest, by means of a light flexible rope running parallel to the plane. The portion of the rope, beyond the pulley hangs vertically down and carries a weight of 60 N at the end. If the co-efficient of friction for the plane and the body is 0.22, find:

- The tension in the rope,
- The acceleration in  $m/s^2$ , with which the body moves up the plane, and
- The distance in metres moved by the body in 2 seconds, starting from rest.

**Sol.** Refer to Fig.

Let  $T$  newton be the tension in the string and  $a$   $m/s^2$  the acceleration of the system.

**Considering motion of 60 N weight**

( $W_1$ ) :

$$60 - T = \frac{60}{g} \cdot a \quad \dots(i)$$

**Considering motion of 8 N weight**

( $W_2$ ) :

$$T - W_2 \sin \alpha - F = \frac{W_2}{g} \cdot a$$

$$T - 8 \sin \alpha - \mu N = \frac{8}{g} \cdot a$$

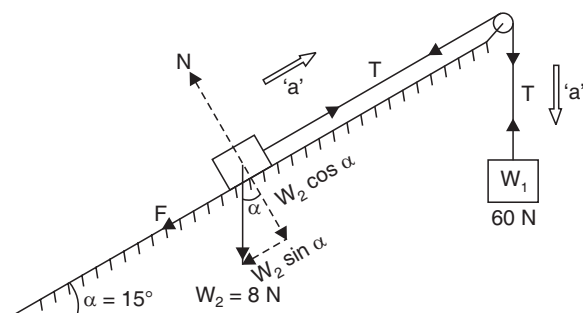


Fig. 8.17



$$T - 8 \sin \alpha - 0.22 \times 8 \cos \alpha = \frac{8}{g} \cdot a \quad (\because N = W_2 \cos \alpha = 8 \cos \alpha) \dots(ii)$$

Adding (i) and (ii)

$$60 - 8 \sin \alpha - 0.22 \times 8 \cos \alpha = \frac{68}{g} \cdot a$$

$$60 - 8 \sin 15^\circ - 1.76 \cos 15^\circ = \frac{68}{9.81} \times a$$

$$60 - 2.07 - 1.7 = \frac{68}{9.81} \times a$$

$$\therefore a = 8.11 \text{ m/s}^2. \text{ (Ans.)}$$

Substituting this value of 'a' in equation (i), we get

$$T = 60 - \frac{60}{9.81} \times 8.11 = 10.39 \text{ N. (Ans.)}$$

**Distance moved in 5 seconds, s = ?**

Initial velocity,  $u = 0$

Time,  $t = 2 \text{ s.}$

Using the relation :  $s = ut + \frac{1}{2} at^2$

$$\therefore s = 0 + \frac{1}{2} \times 8.11 \times 2^2 = 16.22 \text{ m. (Ans.)}$$

**Example 8.25.** Determine the resulting motion of the body '1' assuming the pulleys to be smooth and weightless as shown in Fig. . If the system starts from rest, determine the velocity of the body '1' after 5 seconds.

**Sol.** Weight of body '1',  $W_1 = 20 \text{ N}$

Weight of body '2',  $W_2 = 30 \text{ N}$

Let  $T =$  tension in the string, and

$a =$  acceleration of the body '1'.

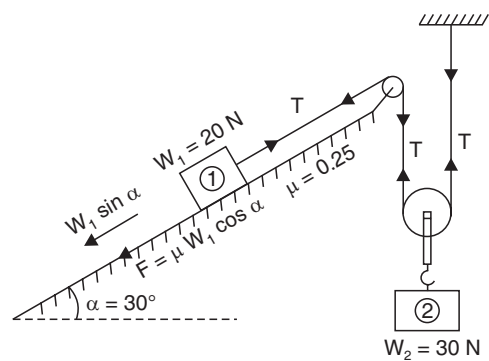
**Considering the motion of body '1' :**

$$T - W_1 \sin \alpha - \mu W_1 \cos \alpha = \frac{W_1}{g} a$$

or  $T - 20 \sin 30^\circ - 0.25 \times 20 \cos 30^\circ = \frac{20}{g} \times a$

or  $T - 10 - 4.33 = \frac{20}{g} a$

or  $T - 14.33 = \frac{20}{g} a \dots(i)$



**Considering the motion of body '2' :**

A little consideration will show that the acceleration of body '2' will be half the acceleration of body '1' (i.e.,  $a/2$ ).

$$\therefore 30 - 2T = \frac{30}{g} \times \frac{a}{2} = \frac{15}{g} a \quad \dots(ii)$$

Multiplying eqn. (i) by 2 and adding eqns. (i) and (ii), we get

$$1.34 = \frac{55}{g} a$$

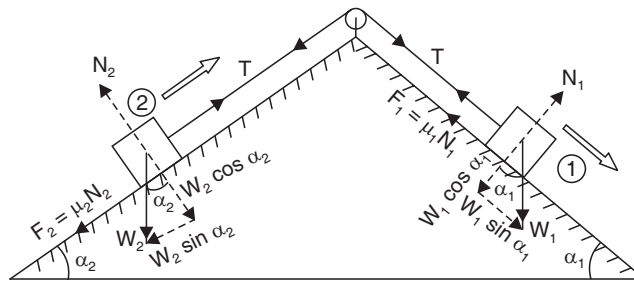
$$\therefore a = \frac{1.34 \times g}{55} = \frac{1.34 \times 9.81}{55} = 0.239 \text{ m/s}^2$$

$\therefore$  Velocity of body '1' after 5 sec., if the system starts from rest,

$$v = u + at = 0 + 0.239 \times 5 = 1.195 \text{ m/s. (Ans.)}$$

**8.14. MOTION OF TWO BODIES CONNECTED OVER ROUGH INCLINED PLANES**

Fig. shows two bodies of weight  $W_1$  and  $W_2$  respectively resting on the two inclined planes with inclinations  $\alpha_1$  and  $\alpha_2$  respectively.



Let  $a$  = acceleration of the system

$\mu_1$  = co-efficient of friction between body 1 and the inclined plane 1 and

$\mu_2$  = co-efficient of friction between body 2 and the inclined plane 2.

**Consider the motion of body 1 :**

Normal reaction at the surface,

$$N_1 = W_1 \cos \alpha_1$$

$$\therefore \text{Force of friction, } F_1 = \mu_1 N_1 = \mu_1 W_1 \cos \alpha_1$$

The forces acting on body 1 are :

$T$  (upwards), force of friction  $F_1$  (upwards) and  $W_1 \sin \alpha_1$  (downwards) as shown in Fig. 8.19.

$$\therefore \text{Resultant force} = W_1 \sin \alpha_1 - T - \mu_1 W_1 \cos \alpha_1 \quad \dots(i)$$

Since this body is moving downwards, the force acting on this body

$$= \frac{W_1}{g} \cdot a \quad \dots(ii)$$

Equating (i) and (ii)

$$W_1 \sin \alpha_1 - T - \mu_1 W_1 \cos \alpha_1 = \frac{W_1}{g} \cdot a \quad \dots(1)$$





**Now consider motion of body 2 :**

Normal reaction at the surface,

$$N_2 = W_2 \cos \alpha_2$$

$$\therefore \text{ Force of friction, } F_2 = \mu_2 N_2 = \mu_2 W_2 \cos \alpha_2$$

The forces acting on body 2 are :

$T$  (upwards), force of friction of  $F_2$  (downwards) and  $W_2 \sin \alpha_2$  (downwards) as shown in

Fig.

$$\text{Resultant force} = T - W_2 \sin \alpha_2 - \mu_2 W_2 \cos \alpha_2 \quad \dots(iii)$$

Since the body is moving upwards, the force acting on the body

$$= \frac{W_2}{g} a \quad \dots(iv)$$

Equating (iii) and (iv)

$$T - W_2 \sin \alpha_2 - \mu_2 W_2 \cos \alpha_2 = \frac{W_2}{g} a \quad \dots(2)$$

Adding eqns. (1) and (2), we get

$$W_1 \sin \alpha_1 - W_2 \sin \alpha_2 - \mu_1 W_1 \cos \alpha_1 - \mu_2 W_2 \cos \alpha_2 = \frac{a}{g} (W_1 + W_2)$$

$$\therefore a = \frac{g (W_1 \sin \alpha_1 - W_2 \sin \alpha_2 - \mu_1 W_1 \cos \alpha_1 - \mu_2 W_2 \cos \alpha_2)}{W_1 + W_2} \quad \dots(8.17)$$

Substituting this value of 'a' in equation (1), we get

$$W_1 \sin \alpha_1 - T - \mu_1 W_1 \cos \alpha_1 = \frac{W_1 \times g}{g} \times \frac{(W_1 \sin \alpha_1 - W_2 \sin \alpha_2 - \mu_1 W_1 \cos \alpha_1 - \mu_2 W_2 \cos \alpha_2)}{W_1 + W_2}$$

$$\therefore T = (W_1 \sin \alpha_1 - \mu_1 W_1 \cos \alpha_1) - \frac{W_1 (W_1 \sin \alpha_1 - W_2 \sin \alpha_2 - \mu_1 W_1 \cos \alpha_1 - \mu_2 W_2 \cos \alpha_2)}{W_1 + W_2}$$

or

$$\begin{aligned} T &= \frac{1}{(W_1 + W_2)} [(W_1 + W_2) (W_1 \sin \alpha_1 - \mu_1 W_1 \cos \alpha_1) - W_1 (W_1 \sin \alpha_1 \\ &\quad - W_2 \sin \alpha_2 - \mu_1 W_1 \cos \alpha_1 - \mu_2 W_2 \cos \alpha_2)] \\ &= \frac{1}{(W_1 + W_2)} \times [W_1^2 \sin \alpha_1 - \mu_1 W_1^2 \cos \alpha_1 + W_1 W_2 \sin \alpha_1 \\ &\quad - \mu_1 W_1 W_2 \cos \alpha_1 - W_1^2 \sin \alpha_1 + W_1 W_2 \sin \alpha_2 \\ &\quad + \mu_1 W_1^2 \cos \alpha_1 + \mu_2 W_1 W_2 \cos \alpha_2] \\ &= \frac{1}{W_1 + W_2} (W_1 W_2 \sin \alpha_1 + W_1 W_2 \sin \alpha_2 - \mu_1 W_1 W_2 \cos \alpha_1 + \mu_2 W_1 W_2 \cos \alpha_2) \end{aligned}$$



$$= \left[ \frac{W_1 W_2 (\sin \alpha_1 + \sin \alpha_2) - W_1 W_2 (\mu_1 \cos \alpha_1 - \mu_2 \cos \alpha_2)}{W_1 + W_2} \right]$$

$$= \frac{1}{W_1 + W_2} [W_1 W_2 (\sin \alpha_1 + \sin \alpha_2) - W_1 W_2 (\mu_1 \cos \alpha_1 - \mu_2 \cos \alpha_2)]$$

i.e., 
$$T = \frac{W_1 W_2}{W_1 + W_2} (\sin \alpha_1 + \sin \alpha_2 - \mu_1 \cos \alpha_1 + \mu_2 \cos \alpha_2) \quad \dots(8.18)$$

For smooth inclined plane : putting  $\mu_1 = 0$  and  $\mu_2 = 0$  in equations (8.17) and (8.18), we get

$$a = \frac{g (W_1 \sin \alpha_1 - W_2 \sin \alpha_2)}{W_1 + W_2} \quad \dots(8.19)$$

and 
$$T = \frac{W_1 W_2}{W_1 + W_2} (\sin \alpha_1 + \sin \alpha_2) \quad \dots(8.20)$$

**26.** Blocks A and B weighing 10 N and 4 N respectively are connected by a weightless rope passing over a frictionless pulley and are placed on smooth inclined planes making  $60^\circ$  and  $45^\circ$  with the horizontal as shown in Fig. . Determine :

(i) The tension in the string and

(ii) Velocity of the system 3 seconds after starting from rest.

**Sol.** Refer to Fig.

Let 'T' be the tension in the rope and 'a' the acceleration of the system.

(i) **Tension, T = ?**

For block A :

Resolving forces parallel to the plane :

$$10 \sin 60^\circ - T = \frac{10}{g} \cdot a \quad \dots(i)$$

For block B :

Resolving forces parallel to the plane,

$$T - 4 \sin 45^\circ = \frac{4}{g} \cdot a \quad \dots(ii)$$

Adding (i) and (ii), we get

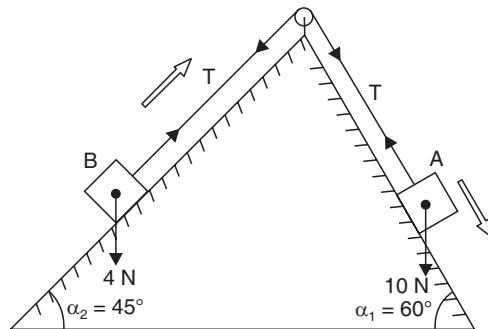
$$10 \sin 60^\circ - 4 \sin 45^\circ = \frac{14}{g} \cdot a$$

$$8.66 - 2.83 = \frac{14}{9.81} \times a$$

$$a = 4.08 \text{ m/s}^2$$

Substituting this value of equations 'a' in (i), we get

$$10 \sin 60^\circ - T = \frac{10}{9.81} \times 4.08$$



$$\begin{aligned} \therefore T &= 10 \sin 60^\circ - \frac{10}{9.81} \times 4.08 \\ &= 8.66 - 4.16 = \mathbf{4.5 \text{ N. (Ans.)}} \end{aligned}$$

**(ii) Velocity after 3 seconds,  $v = ?$**

Using the relation :

$$\begin{aligned} v &= u + at \\ &= 0 + 4.08 \times 3 && (\because u = 0) \\ &= \mathbf{12.24 \text{ m/s. (Ans.)}} \end{aligned}$$



## Tutorial Questions

1. Derive the Expression for the Equations of motion of the body when it is accelerated uniformly.
2. A particle under a constant deceleration is moving in a straight line and cover a distance of 20 m in first 2 seconds and 40 m in next 5 seconds. Calculate the distance it covers in the subsequent 3 seconds and the total distance covered before it comes to rest
3. State and Explain D'Alemberts principle
4. The motion of a particle in a rectilinear motion is defined by the relation  $s=2t^3-9t^2+12t-10$  Where s is metres and t in seconds
  - i) Find the acceleration of the particle when velocity is zero
  - ii) the position and total distance travelled when the acceleration is zero



## Assignment Questions

1. With an initial velocity of 126 m/s, a bullet is fired upwards at an angle of elevation of  $35^\circ$  from a point on a hill and strikes the target which is 100 m lower than the point of projection. Neglecting the air resistance calculate
  - i) The maximum to which it will rise above the horizontal plane from which it is projected
  - ii) Velocity with which it will strike the target
2. A stone is dropped into a well while splash is heard after 4.5 seconds. Another stone is dropped with an initial velocity,  $v$  and the splash is heard after 4 seconds. If the velocity of the sound is 336m/s, determine the initial velocity of second stone
3. A motorist is travelling at 90 kmph, when he observes a traffic light 250m ahead of him turns red. The traffic light is timed to stay red for 12 sec. If the motorist wishes to pass the light without stopping, just as it turns green. Determine
  - i) The required uniform deceleration of motor and
  - ii) The speed of the motor as it passes the traffic light
4. Two bodies of weights 40N and 25N are connected to the two ends of a light in extensible spring passing over a smooth pulley. The weight of 40N is placed on a rough horizontal surface while the weight of 25N is hanging free in air. The angle of plane is  $15^\circ$ . Determine
  - a) the acceleration of the system
  - b) The tension ( $\mu=0.2$ ) in the string.
  - c) The distance moved by the weight 25N in 3 seconds starting from rest





---

# Previous Question Papers

---



Code No: R15A0301

**MALLA REDDY COLLEGE OF ENGINEERING & TECHNOLOGY**

(Autonomous Institution – UGC, Govt. of India)

**I B.Tech I Semester supplementary Examinations, May 2019****Engineering Mechanics****(ME & AE)**

<b>Roll No</b>									
----------------	--	--	--	--	--	--	--	--	--

**Time: 3 hours****Max. Marks: 75****Note:** This question paper contains two parts A and B

Part A is compulsory which carries 25 marks and Answer all questions.

Part B Consists of 5 SECTIONS (One SECTION for each UNIT). Answer FIVE Questions, Choosing ONE Question from each SECTION and each Question carries 10 marks.

\*\*\*\*

**PART-A (25 Marks)**

- 1). a State and explain parallelogram law of forces. [2M]
- b State and explain Varignon's theorem. [3M]
- c Define the term "Friction". What are coulomb's laws of dry friction? [2M]
- d Define a Free Body Diagram. Draw the FBD for ball-and-socket joint. [3M]
- e State pappus theorem. [2M]
- f Write the coordinates for the centroids of parabola and semi parabola [3M]
- g Find the product of inertia of a rectangle of sides **a** and **b** with respect to the axes that lie along its two sides. [2M]
- h Explain the terms moment of inertia and radius of gyration. [3M]
- i What is a rolling body? Explain its importance. [2M]
- j Explain briefly about the kinematics of rotational Motion around a fixed axis. [3M]

**PART-B (50 MARKS)****SECTION-I**

- 2 Determine the resultant of the system of concurrent forces having the following magnitudes and passing through the origin and indicated points: P=280N (12, 6,-4); T=520N (-3, -4, 12); F=270N (6, -3, -6). [10M]
- OR
- 3 Figure 1 shows two vertical forces and a couple of moment 2000 N-m acting on a horizontal rod, which is fixed at, end A. Determine the resultant of the system. [10M]

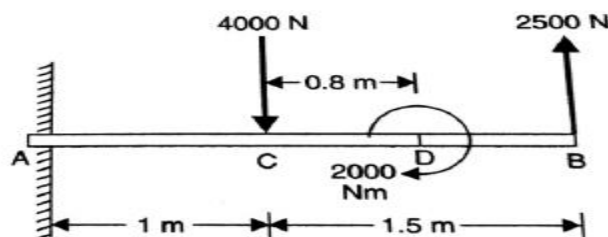


Figure 1

**SECTION-II**

- 4 An inclined plane and a vertical wall as shown in below Figure.2 support two identical rollers, each of weight 100 N. Assuming smooth surfaces; find the reactions induced at the points of support A, B and C. [10M]

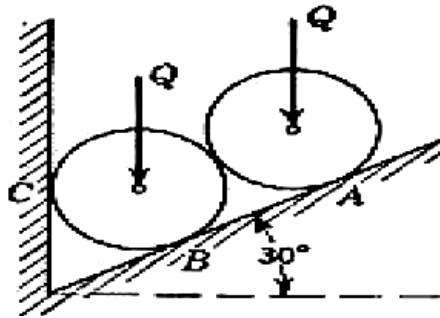


Figure 2  
OR

- 5 In a screw – jack, where the helix angle of thread is  $\alpha$  and the angle of friction is  $\phi$ ,  $W$  is the load to be moved up / down, and  $P$  is the effort applied horizontally to a lever at a distance  $L$  from the axis of the screw, discuss the effects of moving the load (a) up and (b) down, if (i)  $\phi < \alpha$ , and (ii)  $\phi > \alpha$  in each case. [10M]

**SECTION-III**

- 6 a) From the first principle find the centroid of a right angle triangle of height  $h$  and breadth  $b$ . [5M]  
b) Determine the coordinates  $x_c$  and  $y_c$  of the centre of a 100 mm diameter circular hole cut in a thin plate so that this point will be the centroid of the remaining shaded area shown in figure 3. All dimensions are in mm. [5M]

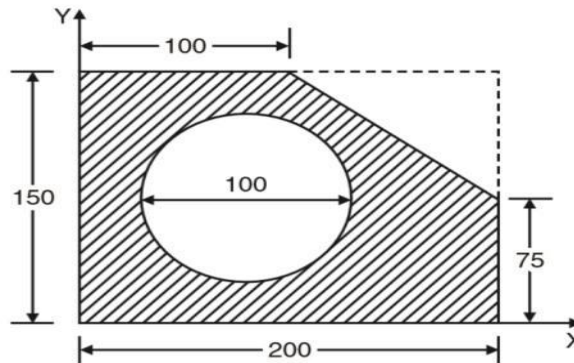


Figure 3  
OR

- 7 a) Determine the centre of gravity of a solid hemisphere of radius  $R$  from its diametric axis. [5M]  
b) Locate the centre of gravity of a right circular cone with base radius  $r$  and altitude  $h$  about the axis which is along the X-axis. [5M]

**SECTION-IV**

- 8 Find the moment of inertia of the T-Section shown in fig4 [10M]



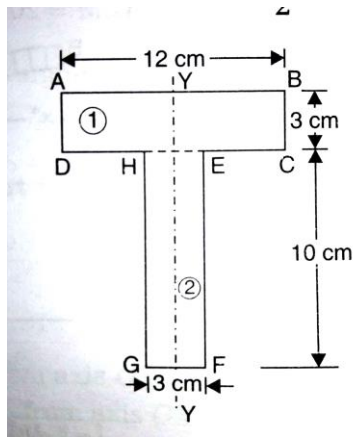


Figure 4  
OR

- 9 a) Find the mass moment of inertia of a hollow sphere with respect to a diameter if the mass per unit volume of the material is  $\rho$  and the outer and inner radii are  $R_o$  and  $R_i$ , respectively. [5M]  
 b) From basic principles find the moment of inertia of a solid disc. [5M]

**SECTION-V**

- 10 a) A particle moves along straight line. Its motion is represented by the equation  $S = 16t + 4t^2 - 3t^3$  where  $S$  is in metres and  $t$ , in seconds. Determine [5M]  
 i. displacement, velocity and acceleration 2 seconds after start.  
 ii. displacement and acceleration when velocity is zero  
 iii. displacement and acceleration when acceleration is zero.  
 b) A train is uniformly accelerated and passes successive kilometer stones with velocities of 18km/hr and 36km/hr respectively. Calculate the velocity when it passes the third kilometer stone. Also find the time taken for each of the two intervals of one kilometer. [5M]

OR

- 11 A solid cylinder weighing 1200 N is acted upon by a force  $P$  horizontally as shown in figure 5. Determine the maximum value of  $P$  for which there will be rolling without slipping. If  $P = 1000$  N, determine the acceleration of the mass centre and the angular acceleration, given that the coefficient of static friction  $\mu_s = 0.2$  and the coefficient of kinetic friction  $\mu_k = 0.15$ . [10M]

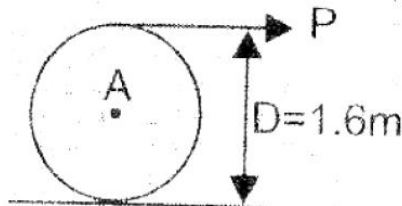


Figure 5  
\*\*\*\*\*

**Code No: R15A0301**

**MALLA REDDY COLLEGE OF ENGINEERING & TECHNOLOGY**

**(Autonomous Institution – UGC, Govt. of India)**

**I B.Tech I Semester Supplementary Examinations, April/May 2018**

**Engineering Mechanics**

**(ME, AE)**

<b>Roll No</b>									
----------------	--	--	--	--	--	--	--	--	--

**Time: 3 hours**

**Max. Marks: 75**

**Note:** This question paper Consists of 5 Sections. Answer **FIVE** Questions, Choosing **ONE** Question from each SECTION and each Question carries 15 marks.

\*\*\*

**PART – A**

**(25 Marks)**

1. (a) What are the characteristics of force? [2]
- (b) State parallelogram law with neat sketch [3]
- (c) Write the equations of equilibrium of non-coplanar non-concurrent force system [2]
- (d) Define Coefficient of friction [3]
- (e) State and explain pappus first theorem with example [2]
- (f) Find the centroid of quarter circular lamina of its radius 30 mm with respect to its edges [3]
- (g) Define the term moment of inertia [2]
- (h) Explain the perpendicular axis theorem with neat sketch [3]
- (i) Distinguish between kinematics and kinetics with examples [2]
- (j) Derive the relation  $V=u+at$  [3]

**PART – B**

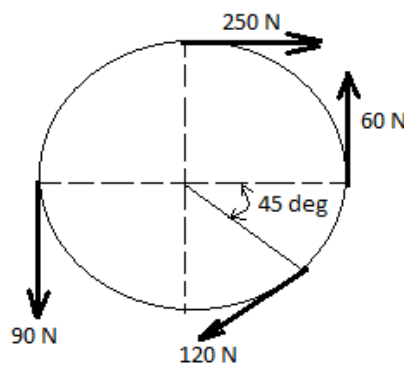
**(50 Marks)**

**SECTION – I**

2. (a) Explain Varignon's theorem with sketch. [2]
- (b) Two forces act at an angle of  $135^\circ$ . The bigger force is 50N and the resultant is perpendicular to the smaller one. Find the smaller force. [8]

**(OR)**

3. (a) Explain the polygon law with sketch. [2]
- (b) Determine the resultant of the four forces acting tangentially to a circle of radius 50 mm as shown in fig 1. What will be the location of the resultant with respect to centre of the circle? [8]

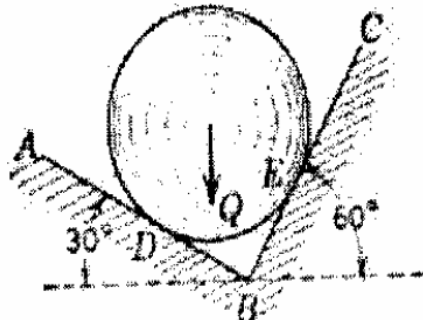


**Fig (1)**

**SECTION – II**

4. A ball of weight  $Q = 12 \text{ N}$  rests in a right-angled trough, as shown in figure. Determine the forces exerted on the sides of the trough at  $D$  and  $E$  if all surfaces are perfectly smooth.

[10M]



(OR)

5. (a) A body resting on a rough horizontal plane required a pull of  $180 \text{ N}$  inclined at  $30^\circ$  to the plane just to move it. It was found that a push of  $220 \text{ N}$  inclined at  $30^\circ$  to the plane just moved the body. determine the weight of the body and coefficient of friction. [3]
- (b) A wedge 'A' of  $50 \text{ N}$  weight is to be driven between an inclined support and a block 'B' of  $2000 \text{ N}$  as shown in fig (2). The coefficient of friction at all contact surfaces are same and as  $0.3$ , Determine the magnitude of force 'P' required to start moving the wedge. [7]

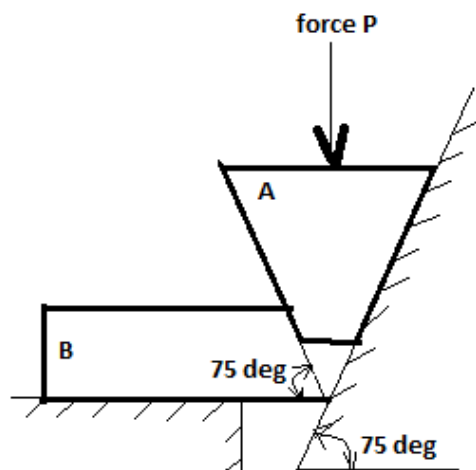
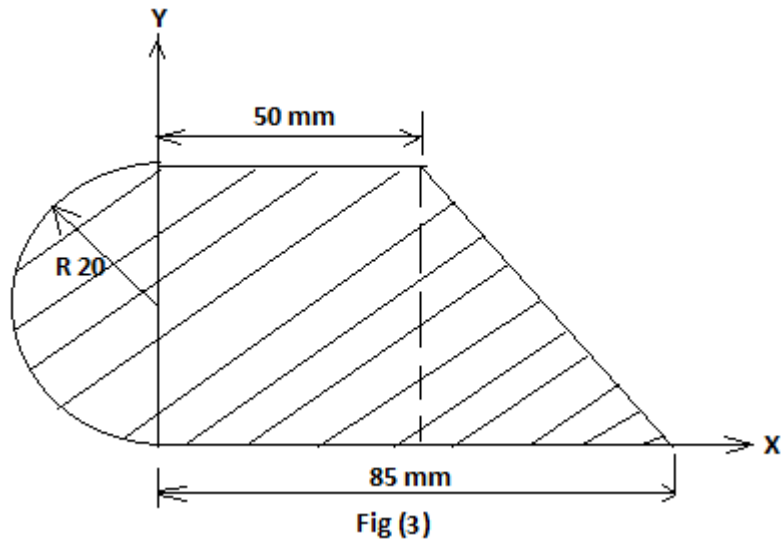


Fig (2)

**SECTION – III**

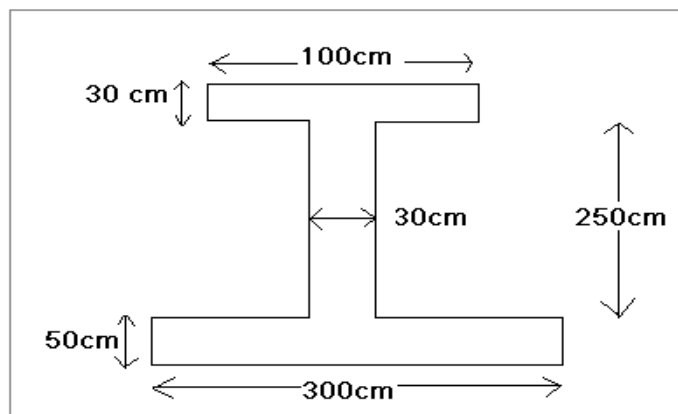
6. Determine the centroid of the given shaded area as shown in fig (3).

[10]



(OR)

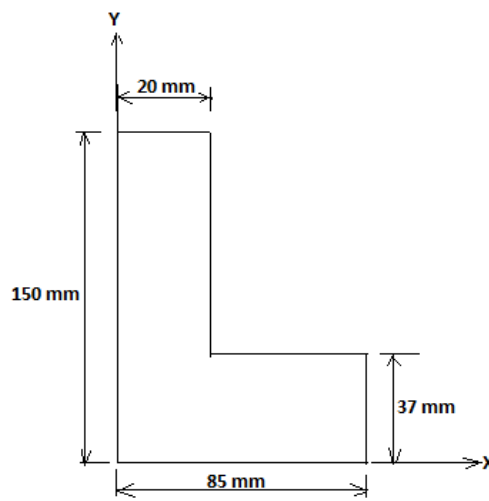
7. Find the centroid of centroidal axis [10M]



**SECTION - IV**

8. Determine moment of inertia of given L-section as shown in fig (4) with respect to Centroidal axis. [10]

(OR)



9. Determine the transfer formulae for mass moment of inertia.

[10]

**SECTION – V**

10. The motion of a particle is given by the relation  $s=2t^3-9t^2+12t-10$  then Determine

i) initial velocity of particle,      ii) velocity of the particle at  $t= 1s$  [10]

(OR)

11. A elevator has an upward acceleration of  $1 \text{ m/s}^2$ . What pressure will be transmitted to the floor of the elevator by man weighing  $600 \text{ N}$  travelling in the elevator? What pressure will be transmitted if the elevator has an downward acceleration of  $2 \text{ m/s}^2$ ? Also, find the upward acceleration of the elevator which would cause the man to exert a pressure of  $1200 \text{ N}$  on the floor.

[10]

\*\*\*\*\*

Code No: R17A0301

**MALLA REDDY COLLEGE OF ENGINEERING & TECHNOLOGY**

(Autonomous Institution – UGC, Govt. of India)

**I B.Tech I Semester supplementary Examinations May 2018****Engineering Mechanics****(ME, AE)**

<b>Roll No</b>									
----------------	--	--	--	--	--	--	--	--	--

**Time: 3 hours****Max. Marks: 70**

**Note:** This question paper Consists of 5 Sections. Answer **FIVE** Questions, Choosing ONE Question from each SECTION and each Question carries 14 marks.

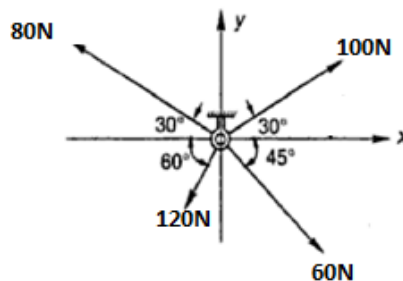
\*\*\*\*\*

**SECTION-I**

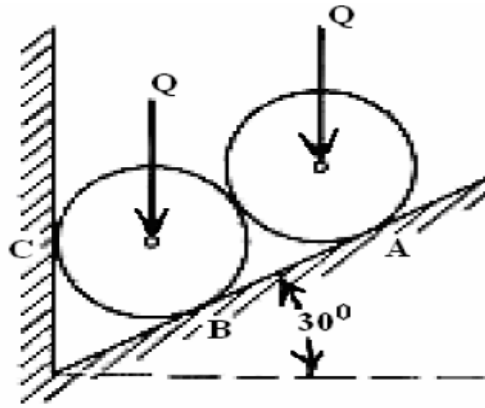
1. a) Explain various force systems with neat sketch. [ 4M ]  
 b) Two forces 15N and 12N are acting at a point. The angle between the forces is  $60^\circ$ . Find the magnitude and direction of the resultant. [10M ]

(OR)

2. a) Distinguish clearly between resolution of forces and composition of forces. [ 2M ]  
 b) State and prove the Theorem of Varignon. [ 2M ]  
 c) Determine the resultant and direction of the concurrent forces as shown in fig [10M]

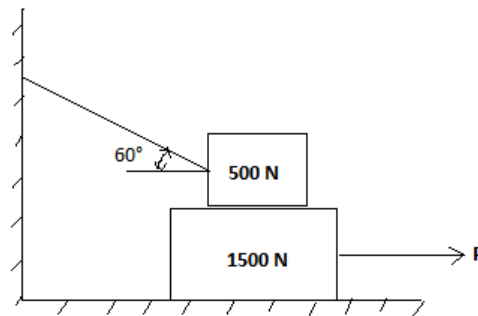
**SECTION-II**

3. Two identical rollers, each of weight 100 N, are supported by an inclined plane and a vertical wall as shown in Figure. Assuming smooth surfaces, find the reactions induced at the points of support A, B and C. [14M]



(OR)

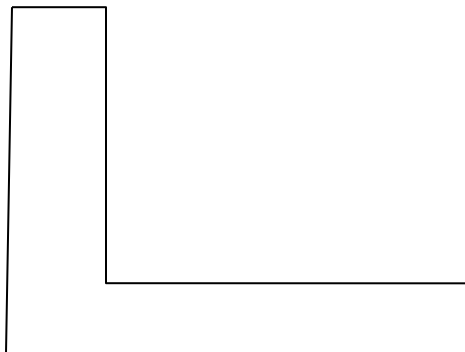
4. a) Define "friction". Explain with examples, whether friction is friend or foe to human. [4M]  
 b) For the system shown in fig. if it is required to move the block of weight 1500N to the right. Find the tension in the string and also find the reaction between the blocks. Take  $\mu=0.25$  at all contacting surfaces. [10M]



Fig

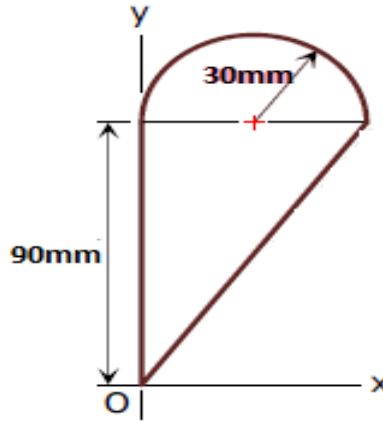
**SECTION-III**

5. Determine the centroid of the L-section shown in figure [14M]



(OR)

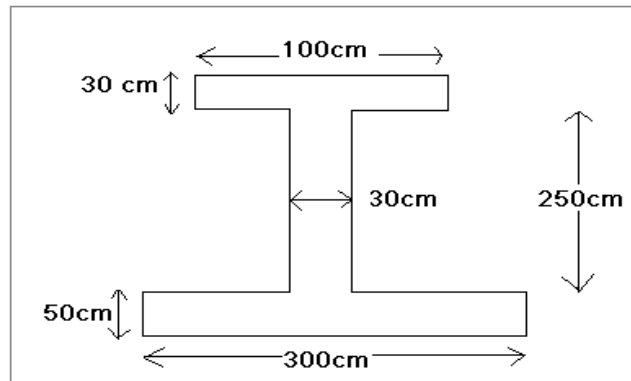
6. a) State theorem of Pappus's and Guldinus, explain how these theorems are helpful in determining the surface area and volumes of revolution. [ 4M ]  
b) Determine the coordinates of the centroid of the area shown in Fig with respect to the given axes. [10M ]



Fig

**SECTION-IV**

7. a) State parallel axis theorem with neat sketch. [ 4M ]  
b) Prove that the moment of inertia of rectangular cross section of base 'b' and depth 'd' about centroidal x-axis is equal to  $I_{xx} = bd^3/12$ . [10M ]
- (OR)
8. Find the moment of inertia about centroidal axis [14M]



**SECTION-V**

9. a) Differentiate between kinetics and kinematics. [ 4M ]  
b) The motion of a particle is described by the following equations [10M ]  
 $s = t^3 + 8t^2 + 4t + 10$   
Determine i) initial velocity of particle, ii) velocity of the particle at  $t = 2s$   
iii) acceleration of the particle at  $t = 2s$

(OR)

10. a) State and explain Newton's laws of motion. [ 4M ]  
b) A bullet weighs 0.5 N and moving with a velocity of 400 m/sec hits centrally a 30 N block of wood moving away at 15m/sec and gets embedded in it. Find the velocity of bullet after the impact and amount of kinetic energy lost. [10M ]



Code No: R17A0301

**MALLA REDDY COLLEGE OF ENGINEERING & TECHNOLOGY**

(Autonomous Institution – UGC, Govt. of India)

**I B.Tech I Semester Supplementary Examinations, Nov/Dec 2018**

**Engineering Mechanics**

**(ME & AE)**

<b>Roll No</b>									
----------------	--	--	--	--	--	--	--	--	--

**Time: 3 hours**

**Max. Marks: 70**

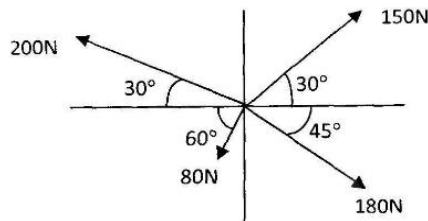
**Note:** This question paper Consists of 5 Sections. Answer **FIVE** Questions, Choosing ONE Question from each SECTION and each Question carries 14 marks.

\*\*\*\*\*

**SECTION-I**

1 a) Explain the terms : i) Moment of force    ii) Resultant of force systems [4M]

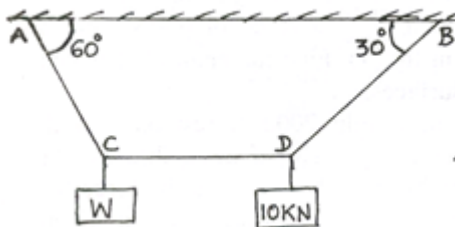
b) Determine the resultant of concurrent forces shown in the figure below. [10M]



OR

2 a) What do you understand by the term “parallel forces”? Discuss their classification [4M]

b) A cord supported at A and B carries a load of 10 kN at D and a load of W at C [10M] as shown in fig (1a). Find the value of W so that CD remains horizontal.

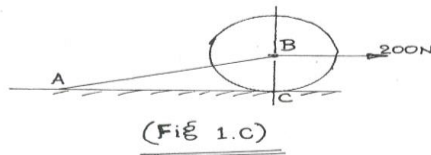


**SECTION-II**

3 a) Explain free body diagrams [4M]

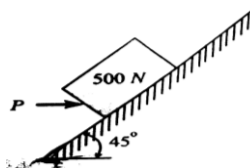
b) A circular roller of radius 5 cm and of wt 100N rests on a smooth horizontal surface and is held in position by an inclined bar AB of length 10 cm as shown in fig(1c). A horizontal force of 200 N is acting at B. [10M]

Find the force in the bar AB and the vertical reaction at C.



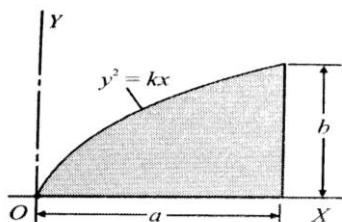
OR

- 4 a) State the laws of friction. [4M]  
 b) The 500N block shown in fig is in contact with the incline. The coefficient of static friction is 0.25. Compute the horizontal force P necessary to (a) just start the block up the incline or (b) just prevent motion down the incline. [10M]



**SECTION-III**

- 5 a) Determine the centroid of the area of a triangle of base b and height h. [6M]  
 b) Determine the centroid of the shaded area shown in fig which is bounded by the X-axis, the line  $x = a$  and the parabola  $y^2 = kx$  [8M]



OR

- 6 a) Explain the significance of the Pappus theorems. [4M]  
 b) Find out the centroid of the volume of a right circular cone of base radius r and altitude [10M]

**SECTION-IV**

- 7 a) Define the terms (i) Moment of Inertia and (ii) Polar moment of inertia [4M]  
 b) Determine the moment of inertia for a rectangle of base b and depth h with respect to (i) a centroidal axis parallel to the base and (ii) an axis coinciding with the base [10M]

OR

- 8 a) What is the meaning of moments of inertia of masses. How is it computed? [4M]  
 b) Determine the mass moment of inertia with respect to centroidal axes for a thin rectangular plate of height 'h' and breadth 'b' and thickness 't' [10M]

**SECTION-V**

- 9 a) Explain the acceleration-time motion curve. [4M]  
 b) A ball is dropped from the top of a tower 30m high. At the same instant a [10M]

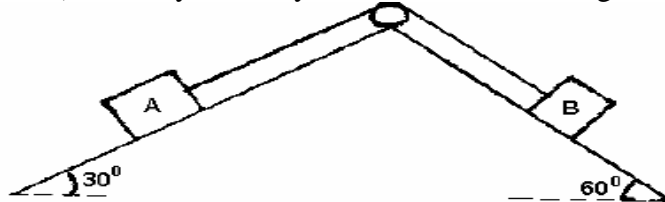
second ball is thrown upward from the ground with an initial velocity of 15m/sec. when and where do they cross and with what velocity?

OR

- 10 a) Blocks A and B weighing 500 N and 1500 N respectively are connected by a weightless rope passing over a frictionless pulley as shown in the figure. The coefficient of friction is 0.3 on all contact surfaces. Determine:

[12M]

- i) Tension in the rope.
- ii) Velocity of the system 5 sec after starting from rest.



- b) State D'Alembert's principle

[2M]

\*\*\*\*\*

Code No: **R15A0301****MALLA REDDY COLLEGE OF ENGINEERING & TECHNOLOGY**

(Autonomous Institution – UGC, Govt. of India)

**I B.Tech II Semester supplementary Examinations, Nov/Dec 2018****Engineering Mechanics****(Common to All Branches)**

<b>Roll No</b>									
----------------	--	--	--	--	--	--	--	--	--

**Time: 3 hours****Max. Marks: 75****Note:** This question paper contains two parts A and B

Part A is compulsory which carries 25 marks and Answer all questions.

Part B Consists of 5 SECTIONS (One SECTION for each UNIT). Answer FIVE Questions, Choosing ONE Question from each SECTION and each Question carries 10 marks.

\*\*\*\*\*

**PART-A (25 Marks)**

- 1). a Write the definition and unique property of couple. [2M]
- b A force of magnitude 150 N passes through the origin and point, which has the coordinates (40, 60, -80). Determine its x, y, z components. [3M]
- c State the equations of equilibrium for planar systems. [2M]
- d What is a wedge? State its uses and the method of solving the problems on wedge friction. [3M]
- e Write the centroids of rectangle and triangle. [2M]
- f Differentiate centroid and centre of gravity. [3M]
- g Define polar moment of inertia. [2M]
- h Explain transfer formula for product of inertia. [3M]
- i Write the differential equation of motion of Rectilinear motion, and explain it. [2M]
- j A force of 500N is acting on a block of mass 50kg resting on a horizontal surface. Determine its velocity after the block has travelled a distance of 10m. Coefficient of kinetic friction is 0.5. [3M]

**PART-B (50 MARKS)****SECTION-I**

- 2 State and prove Varignon's theorem [10M]
- OR
- 3 The magnitude of the resultant of two concurrent including angle of  $90^\circ$  between them is  $\sqrt{13}$  kN. When this included angle is changed to  $60^\circ$ , the magnitude of the resultant becomes  $\sqrt{19}$  kN. Find the magnitude of the two forces. [10M]

**SECTION-II**

- 4 a) An inclined plane and a vertical wall as shown in below Figure.1 support two identical rollers, each of weight 100 N. Assuming smooth surfaces; find the reactions induced at the points of support A, B and C. [8M]

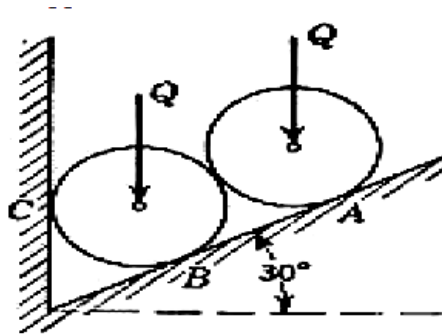


Figure 1

b) Two forces are acting on a body and the body is in equilibrium. What conditions should be fulfilled by these two forces? [2M]

OR

- 5 Find the least horizontal force 'P' to start motion of any part of the system of three blocks resting upon one another as shown in the figure 2. The weights of the blocks are  $A = 3000\text{N}$ ,  $B = 1000\text{N}$ ,  $C = 2000\text{N}$ . Between A and B,  $\mu = 0.3$ , between B and C,  $\mu = 0.2$  and between C and the ground,  $\mu = 0.1$ . [10M]

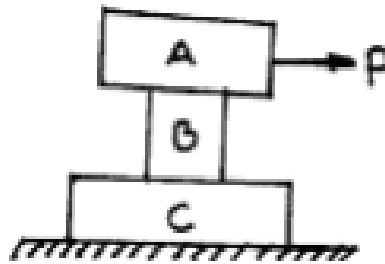


Figure 2

**SECTION-III**

- 6 a) Locate the centroid of a hatched area as shown in figure 3. [5M]

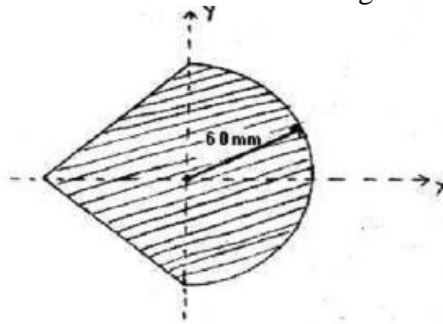


Figure 3

b) Find the centroid of a quarter circular line from basic principles. [5M]

OR

- 7 A solid hemisphere of density  $2\rho$  is attached centrally to a cylinder of density  $\rho$ . Find the height of cylindrical portion to have the centre of gravity of the solid combination on the axis of symmetry at the junction between the hemisphere and the cylinder. Take the cylinder diameter as 100 mm. [10M]

**SECTION-IV**

- 8 Determine the moment of inertia of a T-section shown in the figure 4 about an axis passing through the centre of the section and perpendicular to the stem or vertical leg. [10M]

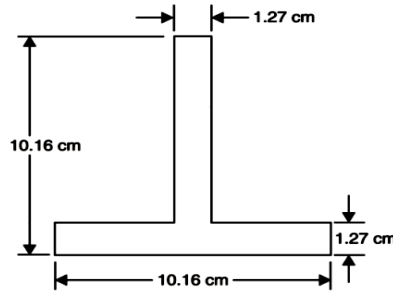


Figure 4  
OR

- 9 Calculate the mass moment of inertia of the frustum of the cone shown in figure 5 with respect to the axis Z-Z and A-B assuming the density of the cone, as  $2500\text{kg/m}^3$ . [10M]

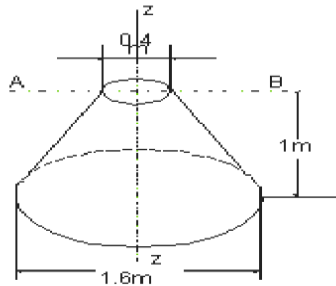


Figure 5

**SECTION-V**

- 10 a) The motion of a particle in rectilinear motion is defined by the relation  $s = 2t^3 - 9t^2 + 12t - 10$  where  $s$  is expressed in metres and  $t$  in seconds. Find the acceleration of the particle when the velocity is zero. [5M]  
 b) Derive the equations of motions when the body is accelerated uniformly. [5M]

OR

- 11 a) What are the different types of rigid body motion? Explain. [5M]  
 b) Two blocks shown in figure 6 below are originally at rest. Determine: (i) the acceleration of each block (ii) tension in cables. Assume the effect of friction in the pulleys, between the blocks and inclines as negligible. Mass of the pulley can also be neglected. [5M]

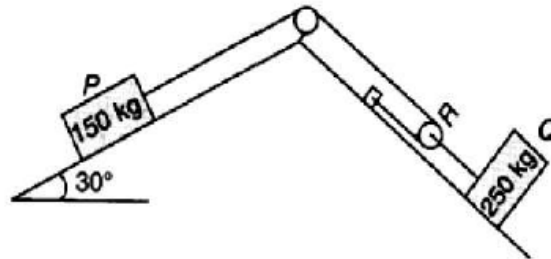


Figure 5  
\*\*\*\*\*

Code No: R15A0301

**MALLA REDDY COLLEGE OF ENGINEERING & TECHNOLOGY**

(Autonomous Institution – UGC, Govt. of India)

**I B.Tech I Semester supplementary Examinations, December 2017****Engineering Mechanics****(ME, AE)**

<b>Roll No</b>									
----------------	--	--	--	--	--	--	--	--	--

**Time: 3 hours****Max. Marks: 75****Note:** This question paper contains two parts A and B

Part A is compulsory which carries 25 marks and Answer all questions.

Part B Consists of 5 SECTIONS (One SECTION for each UNIT). Answer FIVE Questions, Choosing ONE Question from each SECTION and each Question carries 10 marks.

\*\*\*\*\*

**PART – A****(25 Marks)**

1. (a) Define the term moment with neat sketch [2]
- (b) Determine the magnitude of two forces such that if they act at right angles, their resultant is 5 N. But if they act at  $60^\circ$  their resultant is  $\sqrt{37}$  N. [3]
- (c) Define the term free body diagram with sketch. [2]
- (d) Explain the term cone of friction with sketch. [3]
- (e) What is the difference between centroid and centre of gravity? [2]
- (f) State and explain pappus second theorem with sketch. [3]
- (g) Define the term radius of gyration and mass moment of inertia. [2]
- (h) Explain the parallel axis theorem with neat sketch. [3]
- (i) Distinguish between rectilinear motion and curvilinear motion. [2]
- (j) State D'Alembert's principle with example. [3]

**PART – B****(50 Marks)****SECTION – I**

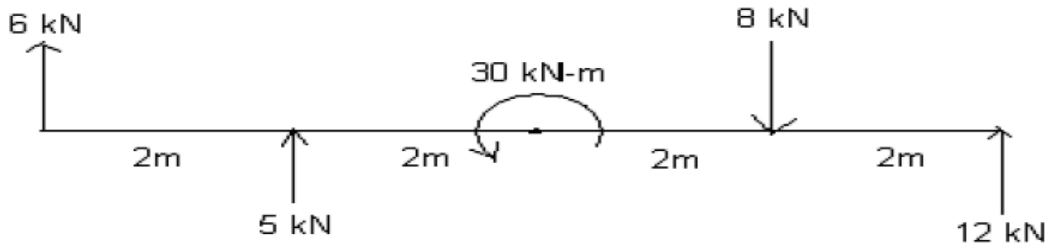
2. (a) Explain the fundamental laws of mechanics. [3]
- (b) Explain the term Lami's theorem with sketch. [2]
- (c) Determine the horizontal force 'P' to be applied to a block of weight 400 N to hold it in position on a smooth inclined plane which makes an angle of  $30^\circ$  with the horizontal. [5]

**(OR)**

3. (a) What is the difference between resolution and composition? [2]
- (b) Two identical rollers each of weight 100N, are supported by an inclined plane and a vertical wall as shown in the fig. Assuming smooth surface, find the reactions included at the points support A, B, and C. [8]

**SECTION – II**

4. Determine and locate the resultant and magnitude of the forces and one couple acting on the beam as shown in figure [10]



(OR)

5. (a) A vector of magnitude 100 units makes an angle of  $30^\circ$  with the Z-axis and its projection on the X-Y plane makes an angle of  $45^\circ$  with the X-axis. Determine the components of the vector and the angles of the vector with the axis. [5]
- (b) In a differential screw jack, the screw threads have pitch of 10 mm and 7 mm. If the efficiency of the machine is 28 %. Find the effort required at the end of an arm 360 mm long to lift a load of 5000 N. [5]

**SECTION – III**

6. Determine the centroid of the given shaded area as shown in fig (2). [10]

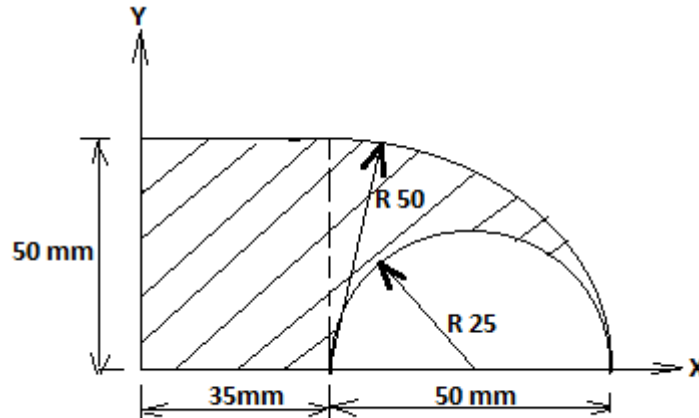


Fig (2)

(OR)

7. Determine the centre of gravity of volume of right circular cone of base radius 'R' with respect to its apex point perpendicular to its axis. [10]

**SECTION – IV**

8. Determine the moment of inertia of given I-section as shown in fig (3) with respect to its centroidal axis parallel to its base. [10]



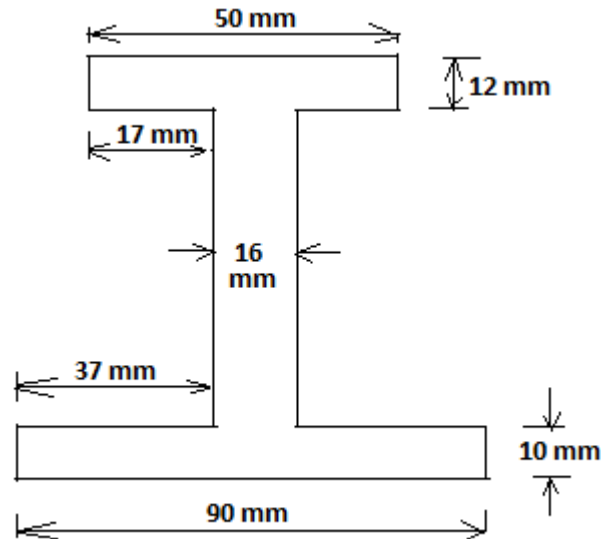


Fig (3)

(OR)

9. Determine mass moment of inertia of solid sphere of radius 'R' about its diametral axis. [10]

**SECTION – V**

10. (a) A car starts from rest on a curved road of 250 m radius and accelerates at a constant tangential acceleration of  $0.6 \text{ m/s}^2$ . Determine the distance and the time for which that car will travel before the magnitude of the total acceleration attained by it becomes  $0.75 \text{ m/s}^2$ . [5]
- (b) An auto starts from rest and comes to stop 1320 m away. If its acceleration and deceleration are limited to  $10 \text{ m/s}^2$  and  $20 \text{ m/s}^2$  respectively. What maximum speed does it reach if the elapsed time is to be as small as possible. [5]

(OR)

11. An elevator of total weight 5000 N starts to move upwards with a constant acceleration and acquires a velocity 2 m/s after travelling a distance of 2 m. Find the tensile force in the cable during the accelerated motion. The above elevator while moving up with a velocity of 2 m/s is uniformly decelerated to stop in 2 seconds. Find the pressure at the floor of the elevator under the feet of a man weighing 600 N riding in the elevator. [10]

\*\*\*\*\*

**MALLA REDDY COLLEGE OF ENGINEERING & TECHNOLOGY**

(Autonomous Institution – UGC, Govt. of India)

**I B.Tech I Semester Regular Examinations December 2017****Engineering Mechanics****(ME, AE)**

<b>Roll No</b>									
----------------	--	--	--	--	--	--	--	--	--

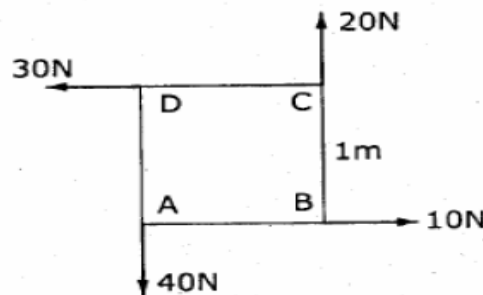
**Time: 3 hours****Max. Marks: 70**

**Note:** This question paper Consists of 5 Sections. Answer **FIVE** Questions, Choosing ONE Question from each SECTION and each Question carries 14 marks.

\*\*\*\*\*

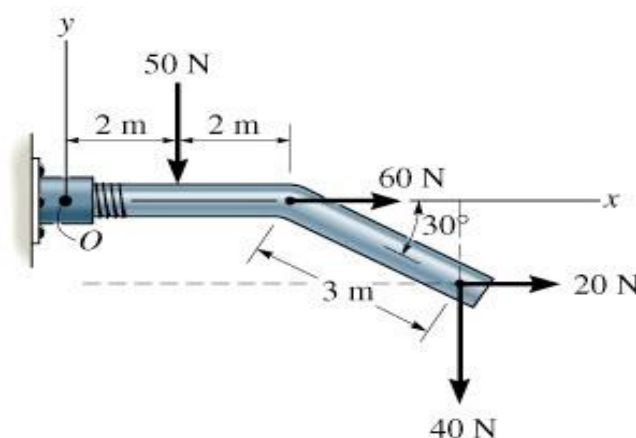
**SECTION-I**

1. a) Differentiate between 'resultant' and 'equilibrant'. [ 4M ]  
 b) Four forces act on a square of side 1m as shown in Fig.1 Reduce the force system in to an equivalent force-couple system at A. [10M]

**Fig.1**

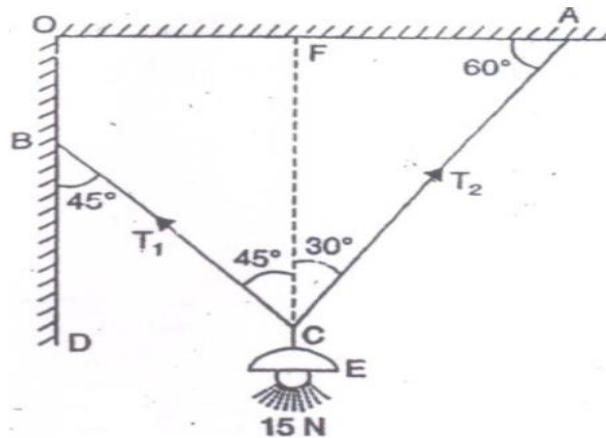
(OR)

2. a) State parallelogram law of forces. [ 2M ]  
 b) What do you mean by transmissibility of forces? [ 2M ]  
 c) Determine the resultant moment of four forces acting on the rod about "O" as shown in Fig.2 [10M]

**Fig.2**

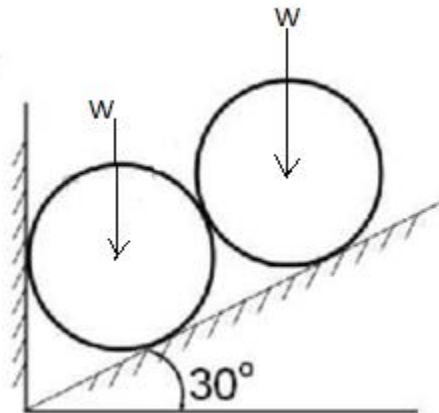
## SECTION-II

3. a) Find the tension in each cable for the given Fig.3. [ 7M ]



**Fig.3**

- b) Two identical rollers each of weight  $W = 500 \text{ N}$  are supported by an inclined plane making an angle of  $30^\circ$  to the horizontal and a vertical wall as shown in the Fig.4 Assuming smooth surfaces, find the reactions induced at the points of supports. [ 7M ]



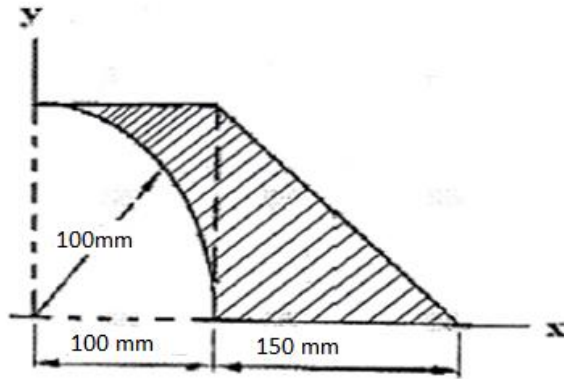
**Fig.4**

(OR)

4. a) Define the following terms. [ 2M ]  
 (i) Angle of friction    (ii) Angle of repose
- b) What is a screw jack ? Write its applications. [ 2M ]
- c) The pitch of a screw jack is 20mm, the mean diameter of the thread is 100mm, the length of lever is 1m. If  $\mu = 0.075$ , calculate the necessary effort at end of the lever when a load of 30 MN is : (i) to be lifted    (ii) to be lowered. [10M ]

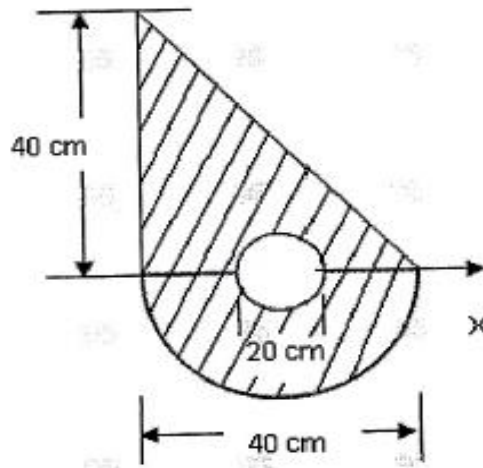
### SECTION-III

5. a) Find the centroid of the plane lamina of L-shape having base length 35mm and height 45mm? [ 4M ]  
 b) Locate the centroid of shaded area as shown in Fig.5. [10M ]



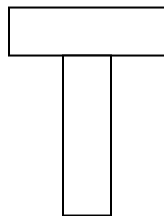
**Fig.5**  
(OR)

6. a) Locate the centroid of shaded area as shown in Fig.6. [ 7M ]



**Fig.6**

- b) Locate the centroid of the following figure7. [ 7M ]



**Fig.7**

## SECTION-IV

7. a) State and prove parallel axis theorem". [ 4M ]  
b) Find the moment of inertia of shaded area shown in Fig.8 about  $I_{xx}$  axis and  $I_{yy}$  axis. [10M ]

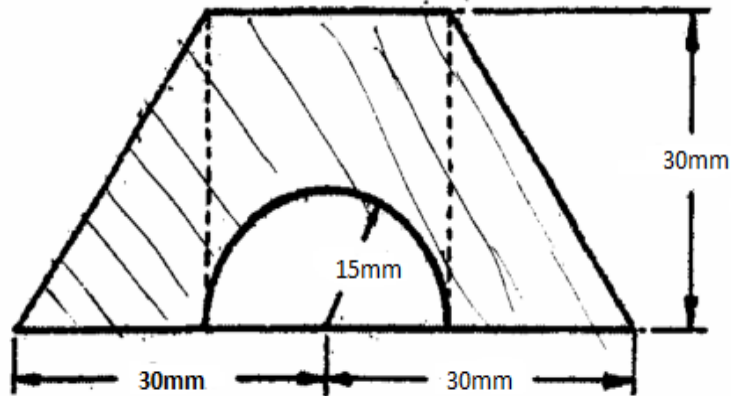


Fig.8

(OR)

8. a) Define 'Mass moment of inertia' and 'Radius of gyration'. [ 4M ]  
b) Determine the moment of inertia of a rectangular plate of size  $a \times b$  and thickness 't' about its centroidal axes. [10M ]

## SECTION-V

9. a) Explain briefly about the kinematics of Rotational motion around a fixed axis. [4M ]  
b) A stone is dropped from the top of a tower 50 m high. At the same time another stone is thrown up from the foot of the tower with a velocity of 25 m/s. At what distance from the top and after how much time the stones cross each other ? [10M ]

(OR)

10. a) Differentiate between kinematics and kinetics. [4M ]  
b) The mass of a fly wheel is 200 kg and its radius of gyration is 0.4m. Find the torque required to attain a speed of 500 rev/min from rest in 30 seconds. [10M ]

\*\*\*\*\*

# MALLA REDDY COLLEGE OF ENGINEERING & TECHNOLOGY

(Autonomous Institution – UGC, Govt. of India)

B.Tech. I Semester Regular/Supplementary Examinations, December 2016

Engineering Mechanics

(ME, AE)

Roll No			N	3					
---------	--	--	---	---	--	--	--	--	--

Time: 3 hours

Max. Marks: 75

Note: This question paper contains two parts A and B

Part A is compulsory which carries 25 marks and Answer all questions.

Part B Consists of 5 SECTIONS (One SECTION for each UNIT). Answer FIVE Questions, Choosing ONE Question from each SECTION and each Question carries 10 marks.

### PART – A

(25 Marks)

1. (a) Differentiate between concurrent and non concurrent forces. [2]
- (b) State Varignon's theorem. [3]
- (c) Define free body diagram. [2]
- (d) "Friction is a necessary evil". Explain giving examples. [3]
- (e) Define centroid of an area. [2]
- (f) State second theorem of pappus. [3]
- (g) What is polar moment of inertia of an area? [2]
- (h) Define mass moment of inertia of body about an axis. [3]
- (i) Distinguish between normal and tangential components of acceleration. [2]
- (j) Write equilibrium equations for rolling bodies. [3]

### PART – B

(50 Marks)

#### SECTION – I

2. Three forces of magnitude 40 k N, 15 k N and 20 k N are acting at a point O as shown in Fig.1. The angles made by 40 k N, 15 k N and 20 k N forces with X axis are  $60^\circ$ ,  $120^\circ$  and  $240^\circ$  respectively. Determine the magnitude and direction of the resultant force.

[10]

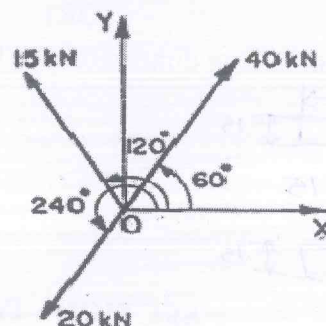


Fig.1.

(OR)

3. Fig.2 shows two vertical forces and a couple of moment 2000 N m acting on a horizontal rod which is fixed at end A.
  - (i) Determine the resultant of the system [5]
  - (ii) Determine an equivalent system through A. [5]



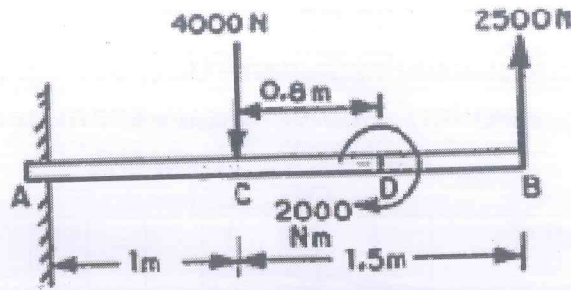


Fig.2.

**SECTION - II**

4. Two identical rollers, each of weight  $W = 1000 \text{ N}$ , are supported by an inclined plane and a vertical wall as shown in Fig. 3. Find the reactions at the points of supports A, B and C. Assume all the surfaces to be smooth. [10]

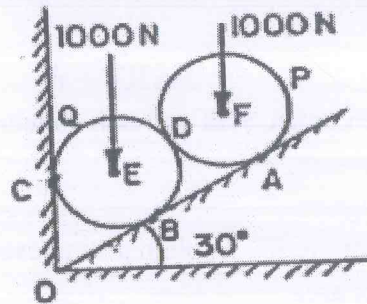


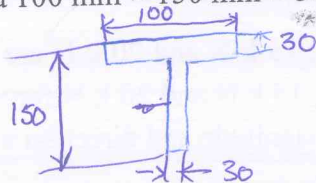
Fig.3

(OR)

5. A ladder 5 meters long rests on a horizontal ground and leans against a smooth vertical wall at an angle  $70^\circ$  with the horizontal. The weight of the ladder is  $900 \text{ N}$  and acts at its middle. The ladder is at the point of sliding, when a man weighing  $750 \text{ N}$  stands on a rung 1.5 metre from the bottom of the ladder. Calculate the coefficient of friction between the ladder and the floor. [10]

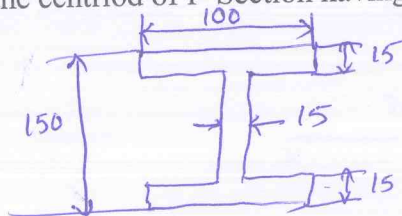
**SECTION - III**

6. Find the centroid of a  $100 \text{ mm} \times 150 \text{ mm} \times 30 \text{ mm}$  T-section. [10]



(OR)

7. Find the centroid of I- Section having dimensions  $100 \text{ mm} \times 50 \text{ mm} \times 15 \text{ mm}$ . [10]



**SECTION - IV**

8. Find the moment of inertia of a T-section with flange as  $150 \text{ mm} \times 50 \text{ mm}$  and web as  $150 \text{ mm} \times 50 \text{ mm}$  about X-X and Y-Y axes through the centre of gravity of the section. [10]

(OR)

9. Obtain an expression for the mass moment of inertia of a homogeneous sphere of radius 'r' with respect to any diameter. [10]

**SECTION - V**

10. A cage descends in a mine shaft with an acceleration of  $0.5 \text{ m/s}^2$ . After the cage has travelled 25 m, a stone is dropped from the top of the shaft. Determine the (a) time taken by the stone to hit the cage, and (b) distance travelled by the cage before impact. 140

(OR)

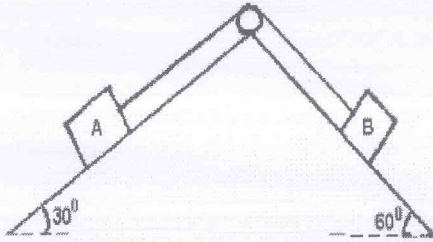
11. A. Derive the equation of motions when the body is moving with uniform accelerations [3]

B. Blocks A and B weighing 500 N and 1500 N respectively are connected by a weightless rope passing over a frictionless pulley as shown in the figure. The coefficient of friction is 0.3 on all contact surfaces. Determine:

i) Tension in the rope.

ii) Velocity of the system 5 sec after starting from rest.

[7]



\*\*\*\*\*