



**BACHELOR OF TECHNOLOGY**  
**CYBER SECURITY(CSE)**

**COURSE STRUCTURE & SYLLABUS (R20)**  
(Batches admitted from the academic year 2020-2021)

**Department of**  
**Computer Science & Engineering**  
**(Emerging Technologies)**




**MALLA REDDY COLLEGE**  
**OF ENGINEERING & TECHNOLOGY**  
(AUTONOMOUS INSTITUTION - UGC, GOVT. OF INDIA)

Affiliated to JNTUH; Approved by AICTE, MRCET is an ISO 9001:2015

**EAMCET/ECET/PSECET/MCET CODE:**

**MLRD**



# **MALLA REDDY COLLEGE OF ENGINEERING & TECHNOLOGY**

**(Autonomous Institution – UGC, Govt. of India)**



## **BACHELOR OF TECHNOLOGY**

# **CSE (CYBER SECURITY)**

## **COURSE STRUCTURE & SYLLABUS (R20)**

**(Batches admitted from the academic year 2020 - 2021)**

**Department of**

## **COMPUTER SCIENCE & ENGINEERING**

## **(EMERGING TECHNOLOGIES)**

## **M R C E T CAMPUS**

**(Autonomous Institution – UGC, Govt. of India)**

(Affiliated to JNTU, Hyderabad, Approved by AICTE - Accredited by NBA & NAAC – ‘A’ Grade - ISO 9001:2015 Certified)

Maisammaguda, Dhulapally (Post Via. Kompally), Secunderabad – 500100, Telangana State, India.

Contact Number: 040-23792146/64634237, E-Mail ID: [mrctet2004@gmail.com](mailto:mrctet2004@gmail.com), website: [www.mrcet.ac.in](http://www.mrcet.ac.in)

Note: The regulations here under are subject to amendments as may be made by the Academic Council of the College from time to time. Any or all such amendments will be effective from such date and to such batches of candidates (including those already pursuing the program) as may be decided by the Academic Council.

---

## PRELIMINARY DEFINITIONS AND NOMENCLATURES

- Autonomous Institution /College|- means an institution/college designated as autonomous institute / college by University Grants Commission (UGC), as per the UGC Autonomous College Statutes.
- Academic Autonomy -||means freedom to the College in all aspects of conducting its academic programs, granted by the University for promoting excellence.
- Commission - means University Grants Commission.
- AICTE - means All India Council for Technical Education.
- University - The Jawaharlal Nehru Technological University, Hyderabad.
- College – means Malla Reddy College of Engineering & Technology, Secunderabad unless indicated otherwise by the context.
- Program - means:
  - Bachelor of Technology (B.Tech) degree program
  - UG Degree Program: B.Tech
- Branch means specialization in a program like B.Tech degree program in Computer Science and Engineering, B.Tech degree program in Electronics & Communication Engineering etc.
- Course or Subject means a theory or practical subject, identified by its course–number and course-title, which is normally studied in a semester.
- T–Tutorial, P–Practical, D–Drawing, L–Theory, C–Credits

## FOREWORD

The autonomy is conferred on Malla Reddy College of Engineering & Technology (MRCET) by UGC based on its performance as well as future commitment and competency to impart quality education. It is a mark of its ability to function independently in accordance with the set norms of the monitoring bodies like UGC and AICTE. It reflects the confidence of the UGC in the autonomous institution to uphold and maintain standards it expects to deliver on its own behalf and thus awards degrees on behalf of the college. Thus, an autonomous institution is given the freedom to have its own curriculum, examination system and monitoring mechanism, independent of the affiliating University but under its observance.


Malla Reddy College of Engineering & Technology (MRCET CAMPUS) is proud to win the credence of all the above bodies monitoring the quality of education and has gladly accepted the responsibility of sustaining, and also improving upon the values and beliefs for which it has been striving for more than a decade in reaching its present standing in the arena of contemporary technical education. As a follow up, statutory bodies like Academic Council and Boards of Studies are constituted with the guidance of the Governing Body of the College and recommendations of the JNTU Hyderabad to frame the regulations, course structure and syllabi under autonomous status.

The autonomous regulations, course structure and syllabi have been prepared after prolonged and detailed interaction with several experts drawn from academics, industry and research, in accordance with the vision and mission of the college which reflects the mindset of the institution in order to produce quality engineering graduates to the society.

All the faculty, parents and students are requested to go through all the rules and regulations carefully. Any clarifications, if needed, are to be sought at appropriate time with principal of the college, without presumptions, to avoid unwanted subsequent inconveniences and embarrassments. The cooperation of all the stakeholders is sought for the successful implementation of the autonomous system in the larger interests of the institution and brighter prospects of engineering graduates.

**“A thought beyond the horizons of success committed for educational excellence”**

**PRINCIPAL**



## **MALLA REDDY COLLEGE OF ENGINEERING & TECHNOLOGY** (Autonomous Institution – UGC, Govt. of India)

### **Vision of the Department**

“To be at the forefront of Emerging Technologies and to evolve as a Centre of Excellence in Research, Learning and Consultancy to foster the students into globally competent professionals useful to the Society.”

### **Mission of the Department**

**The department of CSE (Emerging Technologies) is committed to:**

- To offer highest Professional and Academic Standards in terms of Personal growth and satisfaction.
- Make the society as the hub of emerging technologies and thereby capture opportunities in new age technologies.
- To create a benchmark in the areas of Research, Education and Public Outreach.
- To provide students a platform where independent learning and scientific study are encouraged with emphasis on latest engineering techniques.

### **QUALITY POLICY**

- To pursue continual improvement of teaching learning process of Undergraduate and Post Graduate programs in Engineering & Management vigorously.
- To provide state of art infrastructure and expertise to impart the quality education and research environment to students for a complete learning experiences.
- Developing students with a disciplined and integrated personality
- To offer quality relevant and cost effective programmes to produce engineers as per requirements of the industry need.

**For more information: [www.mrcet.ac.in](http://www.mrcet.ac.in)**

**BACHELOR OF TECHNOLOGY (B.Tech)**

# **CYBER SECURITY**

**COURSE STRUCTURE &  
SYLLABUS (R20)**

**(Batches admitted from the academic year 2020 - 2021)**

**COURSE STRUCTURE**

**M R C E T CAMPUS | AUTONOMOUS INSTITUTION - UGC, GOVT. OF INDIA**  
**COURSE STRUCTURE BTECH- CSE (CYBER SECURITY)**

**I B. Tech CSE(CYS) – I Semester (I Year I Semester)**

S.NO	SUBJECT CODE	SUBJECT	L	T	P	C	MAX. MARKS	
							INT	EXT
1	R20A0001	English	2	0	0	2	30	70
2	R20A0021	Mathematics – I	3	1	0	4	30	70
3	R20A0201	Basic Electrical Engineering	3	0	0	3	30	70
4	R20A0301	Computer Aided Engineering Graphics	2	0	2	3	30	70
5	R20A0501	Programming for Problem Solving	3	0	0	3	30	70
6	R20A0281	Basic Electrical Engineering Lab	-	0	4	2	30	70
7	R20A0581	Programming for Problem Solving Lab	-	0	3	1.5	30	70
8	R20A0081	English Language Communication Skills Lab	-	0	3	1.5	30	70
9	R20A0003*	Human Values & Professional Ethics	2	0	0	0	100	-
		<b>TOTAL</b>	<b>15</b>	<b>1</b>	<b>12</b>	<b>20</b>	<b>340</b>	<b>560</b>

**I B. Tech CSE(CYS) – II Semester (I Year II Semester)**

S.NO	SUBJECT CODE	SUBJECT	L	T	P	C	MAX MARKS	
							INT	EXT
1	R20A0002	Professional English	2	0	0	2	30	70
2	R20A0022	Mathematics – II	3	1	0	4	30	70
3	R20A0011	Applied Physics	3	0	0	3	30	70
4	R20A0401	Analog and Digital Electronics	3	0	0	3	30	70
5	R20A0502	Python Programming	3	0	0	3	30	70
6	R20A0082	Applied Physics Lab	-	0	3	1.5	30	70
7	R20A0582	Python Programming Lab	-	0	3	1.5	30	70
8	R20A0083	Engineering and IT Workshop	-	0	4	2	30	70
9	R20A0064*	Financial Institutions, Markets and Services	2	-	-	0	100	-
		<b>TOTAL</b>	<b>16</b>	<b>1</b>	<b>10</b>	<b>20</b>	<b>340</b>	<b>560</b>

**\*Mandatory course: Non-credit course, 50% of scoring is required for the award of the degree**

**II B. Tech CSE(CYS)- III Semester (II Year I Semester)**

S.NO	SUBJECT CODE	SUBJECT	L	T	P	C	MAX MARKS	
							INT	EXT
1	R20A0503	Data Structures using Python	3	0	0	3	30	70
2	R20A0504	Operating Systems	3	0	0	3	30	70
3	R20A0506	Computer Organization	3	0	0	3	30	70
4	R20A0510	Computer Networks	3	0	0	3	30	70
5	R20A0024	Probability and Statistics	3	0	0	3	30	70
6	R20A0061	Managerial Economics And Financial Analysis	3	0	0	3	30	70
7	R20A0583	Data Structures Using Python Lab	-	0	3	1.5	30	70
8	R20A0593	Computer Networks & Operating Systems Lab	-	0	3	1.5	30	70
9	R20A0004*	Foreign Language: French	2	-	-	0	100	-
		<b>TOTAL</b>	<b>20</b>	<b>0</b>	<b>6</b>	<b>21</b>	<b>340</b>	<b>560</b>

**\*Mandatory course: Non-credit course, 50% of scoring is required for the award of the degree**

**II B. Tech CSE (CYS) – IV Semester (II Year II Semester)**

S.NO	SUBJECT CODE	SUBJECT	L	T	P	C	MAX. MARKS	
							INT	EXT
1	R20A0505	Design and Analysis of Algorithms	3	0	0	3	30	70
2	R20A0026	Discrete Mathematics	3	0	0	3	30	70
3	R20A0508	Object Oriented Programming through Java	3	0	0	3	30	70
4	R20A0509	Database Management Systems	3	0	0	3	30	70
5	R20A6201	Fundamentals of Network Security	3	0	0	3	30	70
6		Open Elective-I	3	0	0	3	30	70
7	R20A0585	Object Oriented Programming through Java Lab	-	0	3	1.5	30	70
8	R20A0586	Database Management Systems Lab	-	0	3	1.5	30	70
9	R20A0008*	Global Education & Professional Career	2	-	-	0	100	-
		<b>TOTAL</b>	<b>20</b>	<b>-</b>	<b>6</b>	<b>21</b>	<b>340</b>	<b>560</b>

**\*Mandatory course: Non-credit course, 50% of scoring is required for the award of the degree**

## III B. Tech CSE (CYS) – V Semester (III Year I Semester)

S.NO	SUBJECT CODE	SUBJECT	L	T	P	C	MAX. MARKS	
							INT	EXT
1	R20A1202	Automata and Compiler Design	3	0	0	3	30	70
2	R20A0513	Artificial Intelligence	3	0	0	3	30	70
3	R20A6202	Cyber Security	3	0	0	3	30	70
4	R20A6203	<b>Professional Elective-I</b> 1. IT Security Evaluation Criteria	3	0	0	3	30	70
	R20A0562	2. Computer Graphics						
	R20A0511	3. Software Engineering						
5	R20A6204	<b>Professional Elective-II</b> 1.Database Security	3	0	0	3	30	70
	R20A1206	2.Data Warehousing and Data Mining						
	R20A0515	3.Scripting Languages						
6		Open Elective-II	3	0	0	3	30	70
7	R20A0587	Compiler Design And Case Tools Lab	0	0	3	1.5	30	70
8	R20A0588	Artificial Intelligence Lab	0	0	3	1.5	30	70
9	R20A6291	Application Development-I	0	0	0	2	30	70
10	R20A0007*	Constitution of India	2	-	-	0	100	-
		<b>TOTAL</b>	<b>20</b>	<b>-</b>	<b>6</b>	<b>23</b>	<b>370</b>	<b>630</b>

\*Mandatory course: Non-credit course, 50% of scoring is required for the award of the degree

**III B. Tech CSE (CYS) – VI Semester (III Year II Semester)**

S.NO	SUBJECT CODE	SUBJECT	L	T	P	C	MAX. MARKS	
1	R20A0516	Full Stack Development	3	0	0	3	30	70
2	R20A0525	Machine Learning	3	0	0	3	30	70
3	R20A6205 R20A6206 R20A1207	<b>Professional Elective-III</b> 1. Applied Cryptography 2. Intrusion Detection Systems 3. Mobile Application Development	3	0	0	3	30	70
5	R20A6209 R20A0522 R20A6606	<b>Professional Elective-IV</b> 1. Secure Software Design & Enterprise Computing 2. Software Testing Methodologies 3. Human Computer Interaction	3	0	0	3	30	70
6		Open Elective-III	3	0	0	3	30	70
7	R20A0589	Full Stack Development Lab	0	0	3	1.5	30	70
8	R20A6292	Application Development-II	0	0	0	2	30	70
9	R20A0590	Machine Learning Lab	0	0	3	1.5	30	70
10	R20A0006*	Technical Communication & Soft Skills	2	-	-	0	100	-
		<b>TOTAL</b>	<b>20</b>	<b>-</b>	<b>6</b>	<b>20</b>	<b>340</b>	<b>560</b>

**\*Mandatory course: Non-credit course, 50% of scoring is required for the award of the degree**

**IV B. Tech CSE (CYS) – VII Semester (IV Year I Semester)**

S.NO	SUBJECT CODE	SUBJECT	L	T	P	C	MAX. MARKS	
							INT	EXT
1	R20A6208	Security Assessment and Risk Analysis	3	0	0	3	30	70
2	R20A0519	Big Data Analytics	3	0	0	3	30	70
3	R20A0521	Blockchain Technology	3	0	0	3	30	70
4	R20A1263 R20A7305 R20A6210	Professional Elective-V 1. IT Service Management and Automation 2. Computer Vision 3. Digital Forensics	3	0	0	3	30	70
5	R20A0520 R20A7201 R20A6213	Professional Elective-VI 1.Cloud Computing 2.Text Analytics 3. Ethical Hacking	3	0	0	3	30	70
6	R20A6293	Mini Project	-	-	0	3	30	70
7	R20A0591	Blockchain Technology Lab	-	-	3	1.5	30	70
8	R20A0592	Big Data Analytics Lab	-	-	3	1.5	30	70
		TOTAL	15	-	6	21	240	560

**IV B. Tech CSE (CYS) – VIII Semester (IV Year II Semester)**

S.NO	SUBJECT CODE	SUBJECT	L	T	P	C	MAX. MARKS	
							INT	EXT
1	R20A0337	Innovation, Start-up & Entrepreneurship	3	1	-	4	30	70
2	R20A6294	Major Project	-	-	20	10	30	70
		TOTAL	3	1	20	14	60	140

**List of Electives:**

OPEN ELECTIVE –I		
S.NO	SUBJECT CODE	SUBJECTS
1	R20A1251	WEB DESIGNING TOOLS
2	R20A0551	INTRODUCTION TO DBMS
3	R20A0351	INTELLECTUAL PROPERTY RIGHTS
4	R20A0051	ENTERPRISE RESOURCE PLANNING
5	R20A0451	BASICS OF COMPUTER ORGANIZATION

OPEN ELECTIVE II		
S.NO	SUBJECT CODE	SUBJECT
1	R20A1252	MANAGEMENT INFORMATION SYSTEMS
2	R20A0552	JAVA PROGRAMMING
3	R20A1253	SOFTWARE PROJECT MANAGEMENT
4	R20A0452	INTERNET OF THINGS & ITS APPLICATIONS
5	R20A0553	OPERATING SYSTEMS CONCEPTS
6	R20A0066	PUBLIC POLICY AND GOVERNANCE

OPEN ELECTIVE III		
S.NO	SUBJECT CODE	SUBJECTS
1	R20A0453	ROBOTICS & AUTOMATION
2	R20A1254	BIG DATA ARCHITECTURE
3	R20A6251	INFORMATION SECURITY
4	R20A0555	CLOUD COMPUTING FUNDAMENTALS
5	R20A0352	DESIGN THINKING
6	R20A0065	BUSINESS ANALYTICS

**BACHELOR OF TECHNOLOGY (B.Tech)**

# **CYBER SECURITY**

**COURSE STRUCTURE &  
SYLLABUS (R20)**

**(Batches admitted from the academic year 2020 - 2021)**

## **SYLLABUS**

**BACHELOR OF TECHNOLOGY (B.Tech)**

# **CYBER SECURITY**

**COURSE STRUCTURE &  
SYLLABUS (R20)**

**(Batches admitted from the academic year 2020 - 2021)**

**I Year  
(I Semester & II Semester)**

**M R C E T CAMPUS | AUTONOMOUS INSTITUTION - UGC, GOVT. OF INDIA**  
**I Year B.Tech. CSE(CYS)- I Sem**  
**L/T/P/C**  
**2/-/-/2**

**(R20A0001) ENGLISH**

## **INTRODUCTION**

English is a global language, which is a means to correspond globally. Keeping in account of its vital role in the global market, emphasis is given to train the students to acquire language and communication skills. The syllabus is designed to develop and attain the competency in communicative skills.

The lectures focus on the communication skills and the selected excerpts support as resources for the teachers to develop the relevant skills in the students. The lessons stimulate discussions and help in comprehending the content effectively. The focus is on skill development, nurturing ideas and practicing the skills.

## **OBJECTIVES**

1. To enable students to enhance their lexical, grammatical and communicative competence.
2. To equip the students to study the academic subjects with better perspective through theoretical and practical components of the designed syllabus.
3. To familiarize students with the principles of writing and to ensure error-free writing.
4. To analyze, interpret and evaluate a text and critically appreciate it.
5. To improve the writing and speaking skills, the productive skills.

## **SYLLABUS**

### **Reading skills:**

#### **Objectives**

1. To develop an awareness in the students about the significance of silent reading and comprehension.
2. To augment the ability of students to guess the meanings of words from context and grasp the overall message of the text, draw inferences etc.

#### **Skimming the text**

- Understanding the gist of an argument
- Inferring lexical and contextual meaning
- Recognizing coherence/sequencing of sentences
- Identifying the topic sentence
- Understanding discourse features
- Scanning the text

### **NOTE:**

The students will be trained in reading skills using the prescribed text for detailed study. They will be examined in reading and answering questions using 'unseen' passages which may be taken from authentic texts, such as magazines/newspaper articles.

**WRITING SKILLS:****OBJECTIVES**

1. To develop an awareness in the students about basic formal writing skills.
2. To equip students with the components of different forms of writing, beginning with the required ones:
  - Writing sentences
  - Use of appropriate vocabulary
  - Coherence and cohesiveness
  - Formal and informal letter writing

**UNIT –I*****“The Road not taken” by Robert Frost***

Grammar –Tenses and Punctuation (Sequences of Tenses)

Vocabulary –Word Formation - Prefixes and Suffixes

Writing –Paragraph Writing (Focusing on Tenses and Punctuations)

Reading –The art of skimming and scanning -Reading Exercise Type 1  
(Match the statements to the text they refer to)

**UNIT – II*****Act II from ‘Pygmalion’ by G.B. Shaw***

Grammar –Direct and Indirect Speech

Vocabulary– Synonyms, Antonyms

Writing –Essay Writing (Introduction, body and conclusion)

Reading –Comprehending the context– Reading Exercise Type 2  
(Place the missing statement)

**UNIT – III*****Satya Nadella’s Email to His Employees on his First Day as CEO of Microsoft***

Grammar – Voices

Vocabulary –One-Word Substitutes, Standard Abbreviations

Writing –E-mail Writing, Letter Writing (complaints, requisitions, apologies).

Reading –Reading Comprehension- Reading Exercise Type 3  
(Reading between the lines)

**UNIT – IV*****J K Rowling’s Convocation Speech at Harvard***

Grammar – Articles, Misplaced Modifiers

Vocabulary –Phrasal Verbs

Writing – Précis Writing

Reading –Reading Exercise Type 4  
(Cloze test)

**UNIT –V*****Abdul Kalam’s Biography***

Grammar – Subject-Verb Agreement, Noun-Pronoun Agreement

Vocabulary – Commonly Confused Words

Writing – Memo Writing

Reading –Reading Exercise Type 5  
(Identifying errors)

\* Exercises apart from the textbook shall also be used for classroom tasks.

**REFERENCE BOOKS**

1. Practical English Usage. Michael Swan. OUP. 1995.
2. Remedial English Grammar. F.T. Wood. Macmillan.2007
3. On Writing Well. William Zinsser. Harper Resource Book. 2001
4. Study Writing. Liz Hamp-Lyons and Ben Heasley. Cambridge University Press. 2006.
5. Communication Skills. Sanjay Kumar and Pushpa Lata. Oxford University Press. 2011.
6. Exercises in Spoken English. Parts. I-III. CIEFL, Hyderabad. Oxford University Press

**OUTCOMES**

Students will be able to:

1. Gain competence and proficiency in 'productive' skills, i.e., writing and speaking with the recognition of the need for life-long learning of the same
2. Hone their language abilities in terms of comprehending complex technical texts with a potential to review literature
3. Present ideas clearly and logically to analyze data and provide valid conclusions in written communication
4. Enrich their grammatical accuracy and fluency to be adept at both the active and passive skills
5. Represent old conventions with a set of the new by professional verbal communicative ability

**M R C E T CAMPUS | AUTONOMOUS INSTITUTION - UGC, GOVT. OF INDIA**  
I Year B.Tech. CSE (CYS)- I Sem L/T/P/C  
3/1/-/4

**(R20A0021) MATHEMATICS –I**

**COURSE OBJECTIVES:**

1. The concept of a Rank of the matrix and applying the concept to know the consistency and solving the system of linear equations.
2. The concept of Eigen values, Eigen vectors and Diagonalisation.
3. The maxima and minima of functions of several variables.
4. The Applications of first order ordinary differential equations and methods to solve higher order differential equations.
5. The properties of Laplace Transform, Inverse Laplace Transform and Convolution theorem.

**UNIT I: Matrices**

Introduction, Rank of a matrix - Echelon form, Normal form, Consistency of system of linear equations (Homogeneous and Non-Homogeneous)-Gauss-Siedel method, Linear dependence and independence of vectors, Eigen values and Eigen vectors and their properties (without proof), Cayley-Hamilton theorem(without proof), Diagonalisation of a matrix.

**UNIT II: Multi Variable Calculus (Differentiation)**

Functions of two variables, Limit, Continuity, Partial derivatives, Total differential and differentiability, Derivatives of composite and implicit functions, Jacobian-functional dependence and independence, Maxima and minima and saddle points, Method of Lagrange multipliers, Taylors theorem for two variables.

**UNIT III: First Order Ordinary Differential Equations**

Exact, Equations reducible to exact form, Applications of first order differential equations - Newton's law of cooling, Law of natural growth and decay, Equations not of first degree-Equations solvable for p, equations solvable for y, equations solvable for x and Clairaut's type.

**UNIT IV : Differential Equations of Higher Order**

Linear differential equations of second and higher order with constant coefficients: Non-homogeneous term of the type  $f(x) = e^{ax}$ ,  $\sin ax$ ,  $\cos ax$ ,  $x^n$ ,  $e^{ax} V$  and  $x^n V$  - Method of variation of parameters, Equations reducible to linear ODE with constant coefficients-Cauchy's Euler equation and Legendre's equation.

**UNIT V: Laplace Transforms**

Definition of Laplace transform, domain of the function and Kernel for the Laplace transforms, Existence of Laplace transform, Laplace transform of standard functions, first shifting Theorem, Laplace transform of functions when they are multiplied and divided by "t", Laplace transforms of derivatives and integrals of functions, Unit step function, Periodic function.

Inverse Laplace transform by Partial fractions, Inverse Laplace transform of functions when they are multiplied and divided by "s", Inverse Laplace Transforms of derivatives and integrals of functions, Convolution theorem, Solving ordinary differential equations by Laplace transform.

**TEXT BOOKS**

1. Higher Engineering Mathematics by B V Ramana ., Tata McGraw Hill.
2. Higher Engineering Mathematics by B.S. Grewal, Khanna Publishers.
3. Advanced Engineering Mathematics by Kreyszig ,John Wiley & Sons .

**REFERENCE BOOKS**

1. Advanced Engineering Mathematics by R.K Jain & S R K Iyenger, Narosa Publishers.
2. Ordinary and Partial Differential Equations by M.D. Raisinghania, S.Chand Publishers
3. Engineering Mathematics by N.P Bali and Manish Goyal.

**COURSE OUTCOMES:**

After learning, the concepts of this paper the student will be able to

1. Analyze the solutions of the system of linear equations and find the Eigen values and Eigen vectors of a matrix, which are used to analyze the long term behavior of any system.
2. Find the extreme values of functions of two variables with / without constraints.
3. Solve first order, first degree differential equations and their applications.
4. Form a differential equation for typical engineering problems and hence can solve those higher order differential equations.
5. Solve differential equations with initial conditions using Laplace Transformation.

**M R C E T CAMPUS | AUTONOMOUS INSTITUTION - UGC, GOVT. OF INDIA**  
I Year B.Tech. CSE (CYS)- I Sem L/T/P/C  
3/-/-/3

**(R20A0201) BASIC ELECTRICAL ENGINEERING**

**COURSE OBJECTIVES:**

This course will enable the students :

1. To understand the basic concepts of electrical circuits & networks and their analysis which is the foundation for all the subjects in the electrical engineering discipline.
2. To emphasize on the basic elements in electrical circuits and analyze Circuits using Network Theorems.
3. To analyze Single-Phase AC Circuits.
4. To illustrate Single-Phase Transformers and DC Machines.
5. To get overview of basic electrical installations and calculations for energy consumption.

**UNIT –I:**

**Introduction to Electrical Circuits:** Concept of Circuit and Network, Types of elements, R-L-C Parameters, Independent and Dependent sources, Source transformation and Kirchhoff's Laws

**UNIT –II:**

**Network Analysis:** Network Reduction Techniques- Series and parallel connections of resistive networks, Star-to-Delta and Delta-to-Star Transformations for Resistive Networks, Mesh Analysis, and Nodal Analysis,

Network Theorems: Thevenin's theorem, Norton's theorem, Maximum Power Transfer theorem and Superposition theorem, Illustrative Problems.

**UNIT-III:**

**Single Phase A.C. Circuits:** Average value, R.M.S. value, form factor and peak factor for sinusoidal wave form. Steady State Analysis of series R-L-C circuits. Concept of Reactance, Impedance, Susceptance, Admittance, Concept of Power Factor, Real, Reactive and Complex power and Illustrative Problems.

**UNIT –IV:**

**Electrical Machines** (elementary treatment only):

Single phase transformers: principle of operation, constructional features and emf equation.

DC Generator: principle of operation, constructional features, emf equation. DC Motor: principle of operation, Back emf, torque equation.

**UNIT –V:**

**Electrical Installations:**

Components of LT Switchgear: Switch Fuse Unit (SFU), MCB, ELCB, Types of Wires and Cables, Earthing. Elementary calculations for energy consumption and battery backup.

**TEXT BOOKS:**

1. Engineering Circuit Analysis - William Hayt, Jack E. Kemmerly, S M Durbin, Mc Graw Hill Companies.
2. Electric Circuits - A. Chakrabarhty, Dhanipat Rai & Sons.
3. Electrical Machines – P.S.Bimbira, Khanna Publishers.

**REFERENCE BOOKS:**

1. Network analysis by M.E Van Valkenburg, PHI learning publications.
2. Network analysis - N.C Jagan and C. Lakhminarayana, BS publications.
3. Electrical Circuits by A. Sudhakar, Shyammohan and S Palli, Mc Graw Hill Companies.
4. Electrical Machines by I.J. Nagrath & D. P. Kothari, Tata Mc Graw-Hill Publishers.

**COURSE OUTCOMES:**

At the end of the course students, would be able to

1. Apply the basic RLC circuit elements and its concepts to networks and circuits.
2. Analyze the circuits by applying network theorems to solve them to find various electrical parameters.
3. Illustrate the single-phase AC circuits along with the concept of impedance parameters and power.
4. Understand the Constructional Details and Principle of Operation of DC Machines and Transformers
5. Understand the basic LT Switch gear and calculations for energy consumption.

**M R C E T CAMPUS | AUTONOMOUS INSTITUTION - UGC, GOVT. OF INDIA**  
I Year B.Tech. CSE (CYS)- I Sem **L/T/P/C**  
**2/-/2/3**

<b>(R20A0301) COMPUTER AIDED ENGINEERING GRAPHICS</b>
---

**COURSE OBJECTIVES:**

This course will enable the students :

1. To learn basic engineering graphic communication skills & concept.
2. To learn the 2D principles of orthographic projections And Multiple views of the same
3. To know the solid Projection and Its Sectional Views
4. To gain the capability of designing 3D objects with isometric principles by using computer aided sketches
5. To know the conversion of Orthographic Views to isometric Views And isometric to Orthographic views

**UNIT-I****Introduction to Computer Aided Engineering Graphics**

Introduction, Drawing Instruments and their uses, BIS conventions, lettering Dimensioning & free hand practicing. AutoCAD User Interface – Menu system – coordinate systems, axes, poly-lines, square, rectangle, polygons, splines, circles, ellipse, – tool bars (draw, modify, annotations, layers etc.) – status bar (ortho, grid, snap, iso etc.),

Generation of points, lines, curves, polygons, dimensioning, layers, blocks, electrical symbols.

**Geometrical constructions****Curves Used In Engineering Practice**

- a) Conic Sections (General Method only- Eccentricity Method)
- b) Cycloid, Epicycloid and Hypocycloid

**UNIT-II:****2D PRJECTIONS**

**Orthographic Projections:** – Conventions – First and Third Angle projections.

Projections of Points, Projections of Lines, Projections of planes, Circuits Designs – Basic Circuit Symbols & Sensors

**UNIT– III**

**Projections of Solids:** Projections of regular solids prism and pyramid inclined to both planes.

**Sections of solids:** Section planes and sectional view of right regular solids- prism, cylinder, pyramid and cone, True shapes of the sections.

**UNIT– IV****3D Projections**

**Isometric Projections:** Principles of Isometric Projection – Isometric Scale – Isometric Views, Commands for 3D UCS, Extrude, revolve, loft, 3D move, 3D rotate, dox, sphere, cone, wedge, cylinder, view ports.

Plane Figures, Simple and Compound Solids.

3D models of electrical components Switch, Diode, Resistor, Battery, Capacitor, Transistor, Motor.

**UNIT– V**

**Transformation of Projections:** Visualize the 2D &3D View of Engineering Objects for Conversion of Isometric Views to Orthographic Views. Conversion of orthographic views to isometric views – simple objects in AutoCAD

**TEXT BOOKS:**

1. Engineering Drawing – N.D. Bhatt & V.M. Panchal, 48th edition, 2005 Charotar Publishing House, Gujarat.
2. "Computer Aided Engineering Drawing" by Dr. M H Annaiah, Dr C N Chandrappa and Dr B Sudheer Premkumar Fifth edition, New Age International Publishers

**REFERENCE BOOKS:**

1. Computer Aided Engineering Drawing – S. Trymbaka Murthy, - I.K. International Publishing House Pvt. Ltd., New Delhi, 3rd revised edition-2006.
2. Engineering Graphics - K.R. Gopalakrishna, 32nd edition, 2005- Subash Publishers Bangalore.

**COURSE OUTCOMES:**

After the completion of course the student will be capable to

1. Produce geometric construction, dimensioning & Curves and detail drawings.
2. Compile Projections of points, lines ,planes then create virtual drawing by using computer
3. Sketch the Solid Projections & Sectioning of the solids
4. Develop isometric drawings of simple objects reading the orthographic projections of those objects.
5. Understand and visualize the 3-D view of engineering objects. Elaborate the conversions of 2D -3D and Vice-Versa

**M R C E T CAMPUS | AUTONOMOUS INSTITUTION - UGC, GOVT. OF INDIA**  
I Year B.Tech. CSE (CYS)- I Sem

L/T/P/C  
3/-/-/3

**(R20A0501)PROGRAMMING FOR PROBLEM SOLVING**

## OBJECTIVES

This course will enable the students :

- To understand the use of computer system in problem solving
- To understand the various steps in Program development.
- To learn the basic concepts in C Programming Language.
- To learn how to write modular and readable C Programs
- To be able to write programs (using structured programming approach) in C to solve problems.

## UNIT - I

**Introduction to Computing** – Computer Systems, Computing Environments, Computer Languages, Algorithms and Flowcharts, Steps for Creating and Running programs.

**Introduction to C** – History of C, Features of C, Structure of C Program, Character Set,

**C Tokens** - keywords, Identifiers, Constants, Data types, Variables. Operators, Expressions, Precedence and Associativity, Expression Evaluation, Type conversion, typedef, enum.

**Control Structures:** Selection Statements(Decision Making) – if and switch statements, Repetition Statements (Loops) - while, for, do-while statements, Unconditional Statements – break, continue, goto, Command line arguments.

## UNIT-II

**Pointers** – Pointer variable, pointer declaration, Initialization of pointer, Accessing variables through pointers, Pointer Arithmetic, pointers to pointers, void pointers

**Arrays** – Definition, declaration of array, Initialization, storing values in array, Two dimensional arrays, Multi-dimensional arrays. Arrays and Pointers, Array of pointers

**Strings** – Declaration and Initialization, String Input / Output functions, Arrays of strings, String manipulation functions, Unformatted I/O functions, strings and pointers

## UNIT-III

**Designing Structured Programs using Functions** - Types of Functions- user defined functions, Standard Functions, Categories of functions, Parameter Passing techniques, Scope – Local Vs Global, Storage classes, Recursive functions. Passing arrays as parameters to functions, Pointers to functions, Dynamic Memory allocation.

## UNIT-IV

**Structures and Unions** - Declaration, initialization, accessing structures, operations on structures, structures containing arrays, structures containing pointers, nested structures, self referential structures, arrays of structures, structures and functions, structures and pointers, unions..

**Files** – Concept of a file, Streams, Text files and Binary files, Opening and Closing files, File input / output functions. Sequential Access and Random Access Functions.

**UNIT-V**

Basic Data Structures – Linear and Non Linear Structures – Implementation of Stacks, Queues, Linked Lists and their applications.

**CASE STUDIES****Case 1: Student Record Management System**

The main features of this project include basic file handling operations; you will learn how to add, list, modify and delete data to/from file. The source code is relatively short, so thoroughly go through the mini project, and try to analyze how things such as functions, pointers, files, and arrays are implemented.

Currently, listed below are the only features that make up this project, but you can add new features as you like to make this project a better one!

- ❖ Add record
- ❖ List record
- ❖ Modify record
- ❖ Delete record

**Case 2: Library Management System**

This project has 2 modules.

1. Section for a librarian
2. Section for a student

**A librarian** can add, search, edit and delete books. This section is password protected. That means you need administrative credentials to log in as a librarian.

**A student** can search for the book and check the status of the book if it is available. Here is list of features that you can add to the project.

1. You can create a structure for a student that uniquely identify each student. When a student borrows a book from the library, you link his ID to Book ID so that librarian can find how borrowed particular book.
2. You can create a feature to bulk import the books from CSV file.
3. You can add REGEX to search so that a book can be searched using ID, title, author or any of the field.
4. You can add the student login section.

**TEXT BOOKS:**

1. Mastering C, K.R.Venugopal, S R Prasad, Tata McGraw-Hill Education.
2. Computer Science: A Structured Programming Approach Using C, B.A.Forouzan and R.F. Gilberg, Third Edition, Cengage Learning
3. Data Structures and Algorithms Made Easy by Narasimha Karumanchi, Career Monk publications, 2017

**REFERENCE BOOKS:**

1. The C Programming Language, B.W. Kernighan and Dennis M.Ritchie, PHI.
2. Computer Programming, E.Balagurusamy, First Edition, TMH.
3. C and Data structures – P. Padmanabham, Third Edition, B.S. Publications.
4. Programming in C, *Ashok Kamthane*. Pearson Education India.
5. Data Structures using C by Aaron M. Tenenbaum, Pearson Publications
6. Data Structures using C by Puntambekar

**Course Outcomes:**

- Understand a problem and build an algorithm/flowchart to solve it
- Interpret the structure of C program and various key features of C
- Construct C programs using various control statements, arrays and pointers
- Understand the concept of subprograms and recursion
- Develop programs using structures and unions for storing dissimilar data items
- Make use of files and file operations to store and retrieve data

**M R C E T CAMPUS | AUTONOMOUS INSTITUTION - UGC, GOVT. OF INDIA**  
I Year B.Tech. CSE (CYS)- I Sem  
L/T/P/C  
-/-/3/1.5

**(R20A0081) ENGLISH LANGUAGE COMMUNICATION SKILLS LAB**

The Language Lab focuses on the production and practice of sounds of the English language and familiarizes the students with its use in everyday situations and contexts.

**COURSE OBJECTIVES:**

1. To facilitate computer-aided multi-media instruction enabling individualized and independent language learning
2. To sensitize the students to the nuances of English speech sounds, word accent, intonation and rhythm
3. To bring about a consistent accent and intelligibility in their pronunciation, ample speaking opportunities are provided.
4. To improve the fluency in spoken English and neutralize mother tongue influence
5. To train students to use language appropriately for interviews, group discussions and public speaking

English Language Communication Skills Lab has two parts:

- A. Computer Assisted Language Learning (CALL) Lab
- B. Interactive Communication Skills (ICS) Lab

The following course content is prescribed for the English Language Communication Skills Lab

**UNIT –I**

**CALL Lab:** Introduction to Phonetics –Speech Sounds –Vowels and Consonants- Transcriptions

**ICS Lab:** Ice-Breaking activity - JAM session

**UNIT –II**

**CALL Lab:** Pronunciation: Past Tense Markers and Plural Markers

**ICS Lab:** Situational Dialogues/Role Plays—Greetings - Taking Leave – Introducing Oneself and Others - Requests and Seeking Permissions

**UNIT–III**

**CALL Lab:** Syllable and Syllabification

**ICS Lab:** Communication at Workplace- Situational Dialogues/Role Plays – Seeking Clarifications – Asking for and Giving Directions – Thanking and Responding – Agreeing and Disagreeing – Seeking and Giving Advice

**UNIT –IV**

**CALL Lab:** Word Stress and Intonation

**ICS Lab:** Information transfer – from visual to verbal - maps, charts, tables and graphs

**UNIT –V**

**CALL Lab:** Errors in Pronunciation- Accent - the Influence of Mother Tongue (MTI)

**ICS Lab:** Making a Short Speech - Extempore

**ELCS Lab:****1. Computer Assisted Language Learning (CALL) Lab:**

The Computer aided Language Lab for 60 students with 60 systems, one master console, LAN facility and English language software for self-study by learners.

**System Requirement (Hardware component):**

Computer network with LAN with minimum 60 multimedia systems with the following specifications:

- i) P –IV Processor
- a) Speed –2.8 GHZ
- b) RAM –512 MB Minimum
- c) HardDisk –80 GB
- ii) Headphones of High quality

**2. Interactive Communication Skills (ICS) Lab :**

A Spacious room with movable chairs and audio-visual aids with a Public Address System, a T. V., a digital stereo –audio & video system and camcorder etc.

**COURSE OUTCOMES:**

After completion of the course the students will be able to:

1. Learn with precision through computer-assisted individualized and independent language learning to work independently in an engineering set-up.
2. Improve conversational reception and articulation techniques in the course of repetitive instruction thereby gaining confidence both in institutional and professional environment.
3. Acquire accuracy in pronunciation and restoring Standard English thereby crafting better command in English language so that the students have a cutting edge over others in society.
4. Imbibe appropriate use of language in situations where one works as an individual and as a leader/team player.
5. Display professional behaviors and body language.

**M R C E T CAMPUS | AUTONOMOUS INSTITUTION - UGC, GOVT. OF INDIA**  
**I Year B.Tech. CSE (CYS)- I Sem**  
**L/T/P/C**  
**-/-/4/2**

<b>(R20A0281) BASIC ELECTRICAL ENGINEERING LAB</b>
--

**COURSE OBJECTIVES:**

1. To design electrical systems.
2. To analyze a given network by applying various network theorems.
3. To expose the students to the operation of dc generator.
4. To expose the students to the operation of dc motor and transformer.
5. To examine the self excitation in dc generators.

**CYCLE – I**

1. Verification of KVL and KCL.
2. Verification of Thevenin's theorem.
3. Verification of Norton's theorem.
4. Verification of Super position theorem.
5. Verification of Maximum power transfer theorem.
6. Verification of Reciprocity theorem.

**CYCLE -II**

7. Magnetization characteristics of DC shunt generator.
8. Swinburne's test on DC shunt machine.
9. Brake test on DC shunt motor.
10. OC & SC tests on single phase transformer.
11. Load test on single phase transformer.

**NOTE:** Any 10 of above experiments are to be Conducted

**COURSE OUTCOMES:**

At the end of the course, students would be able to

1. Calculate the branch currents and mesh voltages by conducting KCL and KVL test on given circuit.
2. Prove the various circuit theorems like Superposition, Thevenin's, Norton's, Maximum power transfer and Reciprocity theorems.
3. Plot the Magnetization characteristics of DC shunt generator.
4. Plot the characteristics of DC shunt motor by conducting Brake Test.
5. Determine the Efficiency of single-phase transformer by conducting OC, SC and Load tests

**M R C E T CAMPUS | AUTONOMOUS INSTITUTION - UGC, GOVT. OF INDIA**  
I Year B.Tech. CSE (CYS)- I Sem  
L/T/P/C  
-/-/3/1.5

**(R20A581) PROGRAMMING FOR PROBLEM SOLVING LAB****PROGRAM OBJECTIVES:**

This course will enable the students :

1. To understand the various steps in Program development.
2. To understand the basic concepts in C Programming Language.
3. To learn how to write modular and readable C Programs.
4. To learn to write programs (using structured programming approach) in C to solve problems.
5. To introduce the students to basic data structures such as lists, stacks and queues.

**WEEK 1:**

- a) Write a program to find sum and average of three numbers
- b) Write a program to calculate simple interest(SI) for a given principal (P), time (T), and rate of interest (R) ( $SI = P \times T \times R / 100$ )

**WEEK 2:**

- a) Write a program to swap two variables values with and without using third variable
- b) Write a program to find the roots of a quadratic equation.

**WEEK 3:**

- a) Write a program to find the sum of individual digits of a given positive integer.
- b) Write a program, which takes two integer operands and one operator from the user, performs the operation and then prints the result.  
(Consider the operators +, -, \*, /, % and use Switch Statement)

**WEEK 4:**

- a) Write a program to find both the largest and smallest number in a list of integers.
- b) Write a program to find the sum of integer array elements using pointers

**WEEK 5:**

- a) Write a program to perform addition of two matrices.
- b) Write a program to perform multiplication of two matrices.

**WEEK 6:**

- a) Write a program to find the length of the string using Pointer.
- b) Write a program to count the number of lines, words and characters in a given text.

**WEEK 7:**

- a) Write a program to find factorial of a given integer using non-recursive function and recursive function.
- b) Write program to find GCD of two integers using non-recursive function and recursive function.

**WEEK 8:**

- a) Write a program using user defined functions to determine whether the given string is palindrome or not.
- b) Write a Program to swap the values of two variables using i) Call by Value ii) Call by Reference

**WEEK 9:**

- a) Write a program to find the sum of integer array elements using pointers, use dynamic memory allocation to allocate memory.
- b) Write a program to perform subtraction of two matrices, Design functions to perform read, display and subtract

**WEEK 10:**

- a) Write a program to create a structure named book and display the contents of a book.
- b) Write a Program to Calculate Total and Percentage marks of a student using structure.

**WEEK 11:**

- a) Write a program that uses functions to perform the following operations:
  - i) Reading a complex number
  - ii) Writing a complex number
  - iii) Addition of two complex numbers
  - iv) Multiplication of two complex numbers
- b) Write a program to reverse the first n characters in a file.  
(Note: The file name and n are specified on the command line.)

**WEEK 12:**

- a) Write a program to copy the contents of one file to another.
- b) Write a program to merge two files into a third file (i.e., the contents of the first file followed by those of the second are put in the third).

**WEEK 13:**

- a) Write a program for static implementation of stack
- b) Write a program for static implementation of Queue

**WEEK 14:**

Write a program to perform various operations on single list

**WEEK 15:**

- a) Write a program for dynamic implementation of stack
- b) Write a program for Dynamic implementation of Queue

**CASE STUDIES****Case 1: Student Record Management System**

The main features of this project include basic file handling operations; you will learn how to add, list, modify and delete data to/from file. The source code is relatively short, so thoroughly go through the mini project, and try to analyze how things such as functions, pointers, files, and arrays are implemented.

Currently, listed below are the only features that make up this project, but you can add new features as you like to make this project a better one!

- ❖ Add record
- ❖ List record
- ❖ Modify record
- ❖ Delete record

**Case 2: Library Management System**

This project has 2 modules.

1. Section for a librarian
2. Section for a student

**A librarian** can add, search, edit and delete books. This section is password protected. That means you need administrative credentials to log in as a librarian.

**A student** can search for the book and check the status of the book if it is available. Here is list of features that you can add to the project.

1. You can create a structure for a student that uniquely identify each student. When a student borrows a book from the library, you link his ID to Book ID so that librarian can find how a particular book is borrowed.
2. You can create a feature to bulk import the books from CSV file.
3. You can add REGEX to search so that a book can be searched using ID, title, author or any of the field.
4. You can add the student login section.

**TEXT BOOKS**

1. C Programming and Data Structures, P.Padmanabham, Third Edition, BS Publications
2. Computer programming in C.V.RAjaraman, PHI Publishers.
3. C Programming, E.Balagurusamy, 3rd edition, TMHPublishers.
4. C Programming, M.V.S.S.N Venkateswarlu and E.V.Prasad, S.Chand Publishers
5. Mastering C, K.R.Venugopal and S.R.Prasad, TMH Publishers.

**PROGRAM OUTCOMES:**

1. Ability to apply solving and logical skills to programming in C language.
2. Able to apply various conditional expressions and looping statements to solve problems associated with conditions.
3. Acquire knowledge about role of Functions involving the idea of modularity.
4. Understand and apply the Concept of Array, Strings and pointers dealing with memory management.
5. Acquire knowledge about basic data structures and their implementation.

**M R C E T CAMPUS | AUTONOMOUS INSTITUTION - UGC, GOVT. OF INDIA**  
I Year B.Tech. CSE (CYS)- I Sem  
L/T/P/C  
2/-/-/-

**(R20A0003) HUMAN VALUES AND PROFESSIONAL ETHICS**

**COURSE OBJECTIVES:**

This introductory course input is intended:

1. To help the students appreciate the essential complementarity between 'VALUES' and 'SKILLS' to ensure sustained happiness and prosperity which are the core aspirations of all human beings.
2. To facilitate the development of a holistic perspective among students towards life, profession and happiness, based on a correct understanding of the Human reality and the rest of Existence. Such a holistic perspective forms the basis of value based living in a natural way.
3. To highlight plausible implications of such a holistic understanding in terms of ethical human conduct, trustful and mutually satisfying human behavior and mutually enriching interaction with Nature.

**UNIT - I:**

**Course Introduction** - Need, Basic Guidelines, Content and Process for Value Education: Understanding the need, basic guidelines, content and process for Value Education.

Self-Exploration - what is it? - its content and process; 'Natural Acceptance' and Experiential Validation - as the mechanism for self-exploration. Continuous Happiness and Prosperity

A look at basic Human Aspirations- Right understanding, Relationship and Physical Facilities - the basic requirements for fulfillment of aspirations of every human being with their correct priority.

Understanding Happiness and Prosperity correctly - A critical appraisal of the current scenario. Method to fulfill the above human aspirations: understanding and living in harmony at various levels.

**UNIT - II:**

Understanding Harmony in the Human Being - Harmony in Myself! : Understanding human being as a co-existence of the sentient 'I' and the material 'Body'.

Understanding the needs of Self ('I') and 'Body' - Sukh and Suvidha. Understanding the Body as an instrument of 'I' ( I being the doer, seer and enjoyer).

Understanding the harmony of I with the Body: Sanyam and Swasthya; correct appraisal of Physical needs, meaning of Prosperity in detail. Programs to ensure Sanyam and Swasthya.

**UNIT - III:**

Understanding Harmony in the Family and Society - Harmony in Human - Human Relationship: Understanding harmony in the Family the basic unit of human interaction. Understanding values in human - human relationship; meaning of Nyaya and program for its fulfillment to ensure Ubhay-tripti; Trust (Vishwas) and Respect ( Samman) as the foundational values of relationship.

Understanding the meaning of Vishwas; Difference between intention and competence. Understanding the meaning of Samman, Difference between respect and differentiation; the other salient values in relationship.

Understanding the harmony in the society (society being an extension of family): Samadhan, Samridhi, Abhay, Sah-astiva as comprehensive Human Goals. Visualizing a universal harmonious order in society - Undivided Society ( Akhand Samaj), Universal Order (Sarvabhaum Vyawastha) - from family to world family!

**UNIT - IV:**

Understanding Harmony in the nature and Existence - Whole existence as Coexistence: Understanding the harmony in the Nature. Interconnectedness and mutual fulfillment among the four orders of nature - recyclability and self-regulation in nature.

Understanding Existence as Co-existence (Sah-astitva) of mutually interacting units in all-pervasive space. Holistic perception of harmony at all levels of existence.

**UNIT - V:**

**Implications of the above Holistic Understanding of Harmony on Professional Ethics:** Natural acceptance of human values, Definitiveness of Ethical Human Conduct, Basic for Humanistic Education, Humanistic Constitution and Humanistic Universal Order. Competence in professional ethics:

- a. Ability to utilize the professional competence for augmenting universal human order.
- b. Ability to identify the scope and characteristics of people-friendly and eco-friendly production systems.
- c. Ability to identify and develop appropriate technologies and management patterns for above production systems.

**TEXT BOOKS:**

1. R. R. Gaur, R Sangal, G P Bagaria, 2009, A Foundation Course in Human Values and Professional Ethics.
2. Prof. K. V. Subba Raju, 2013, Success Secrets for Engineering Students, Smart Student Publications, 3rd Edition.

**REFERENCE BOOKS:**

1. Ivan Illich, 1974, Energy & Equity, The Trinity Press, Worcester, and HarperCollins, USA
2. E. F. Schumacher, 1973, Small is Beautiful: a study of economics as if people mattered. Blond & Briggs, Britain.
3. A Nagaraj, 1998 Jeevan Vidya ek Parichay, Divya Path Sansthan, Amarkantak.
4. Susan George, 1976, How the Other Half Dies, Penguin Press, Reprinted 1986, 1991.
5. P. L. Dhar, R. R. Gaur, 1990, Science and Humanism, Commonwealth Publishers.
6. A. N. Tripathy, 2003, Human Values, New Age International Publishers.
7. Subhas Palekar, 2000, How to practice Natural Farming, Pracheen(Vaidik) Krishi Tantra Shodh, Amravati.
8. Donella H. Meadows, Dennis L. Meadows, Jorgen Randers, William W. Behrens III, 1972, Limits to Growth - Club of Rome's report, Universe Books.
9. E G Seebauer & Robert L.Berry, 2000, Fundamentals of Ethics for Scientists & Engineers, Oxford University Press.
10. M Govindrajan, S Natrajan & V. S Senthil kumar, Engineering Ethics ( including Humna Values), Eastern Economy Edition, Prentice Hall of India Ltd.

**RELEVANT CDS, MOVIES, DOCUMENTARIES & OTHER LITERATURE:**

1. Value Education website, <http://www.uptu.ac.in>
2. Story of Stuff, <http://www.storyofstuff.com>
3. Al Gore, An Inconvenient Truth, Paramount Classics, USA
4. Charle Chaplin, Modern Times, United Artists, USA
5. IIT Delhi, Modern Technology - the Untold Story

**COURSE OUTCOMES:**

1. The students will be able to obtain happiness and prosperity in their life.
2. They will develop harmony at all levels.
3. They can have satisfying human behavior throughout their life.

**M R C E T CAMPUS | AUTONOMOUS INSTITUTION - UGC, GOVT. OF INDIA**  
**I Year B.Tech. CSE (CYS)- II Sem**  
**L/T/P/C**  
**2/-/-/2**

**(R20A0002) PROFESSIONAL ENGLISH**

**INTRODUCTION:**

English is a tool for global communication and is the dominant language, which is sweeping almost all the fields in the world. It has become a necessity for people to speak in English comfortably, if they want to enter the global workforce. Hence, the course is designed to help the students to meet the global standards. Each unit focuses on English skill-set to improve: Interview skills, giving presentations and professional etiquette.

**COURSE OBJECTIVES:**

This course will enable the students :

1. To enrich students themselves appropriately and fluently in professional contexts.
2. To enhance their employability through regular participation in group discussions and interview skills.
3. To lay foundation with writing strategies for the future workplace needs.
4. To acquaint students with different components of professional presentation skills.
5. To equip students with necessary training in listening to comprehend dialects of English language.

**UNIT-I**

Listening - Listening for General Details.

Speaking - Description of Pictures, Places, Objects and Persons

NOTE: Listening and Speaking tasks are solely for lab purpose and not for testing in the examinations.

Extract - The summary of Asimov's *Nightfall*

Grammar - If clauses

Vocabulary - Technical Vocabulary

Writing - Paragraph Writing

**UNIT –II**

Listening -Listening for Specific Details

Speaking - Oral presentations

NOTE: Listening and Speaking tasks are solely for lab purpose and not for testing in the examinations.

Extract - A literary analysis of Asimov's *Nightfall*

Grammar - Transformation of Sentences

Vocabulary - Idioms

Writing -Abstract Writing

**UNIT –III**

Listening - Listening for Gist

Speaking - Mock Interviews

NOTE: Listening and speaking tasks are solely for lab purpose and not for testing in the examinations.

- Extract - Character sketches of Asimov's *Nightfall's* - protagonists and antagonists - Dr. Susan Calvin, Mike Donovan, Stephen Byerley, Francis Quinn
- Grammar - Transitive and Intransitive Verbs
- Vocabulary - Standard Abbreviations (Mini Project)
- Writing - Job Application – Cover letter

#### UNIT – IV

- Listening - Listening for Vocabulary
- Speaking - Telephonic Expressions

NOTE: Listening and Speaking tasks are solely for lab purpose and not for testing in the examinations.

- Extract - Theme of Asimov's *Nightfall*
- Grammar - Auxiliary verbs, Degrees of Comparison
- Vocabulary - Word Analogy
- Writing - Job Application - Resume

#### UNIT – V

- Listening - Critical Listening (for attitude and Opinion)
- Speaking - Group discussion

NOTE: Listening and Speaking tasks are solely for lab purpose and not for testing in the examinations.

- Extract - Asimov's *Nightfall*: A Science Fiction
- Grammar - Common Errors, Prepositions
- Vocabulary - Homonyms, homophones and homographs
- Writing - Report Writing

\* Isaac Asimov's *Nightfall* for intensive and extensive reading

\* Exercises apart from the text book shall also be referred for classroom tasks.

#### REFERENCE BOOKS:

1. Nightfall, [Isaac Asimov](#); [Robert Silverberg](#), 1990
2. Practical English Usage. Michael Swan. OUP. 1995.
3. Remedial English Grammar. F.T. Wood. Macmillan. 2007
4. On Writing Well. William Zinsser. Harper Resource Book. 2001
5. Study Writing. Liz Hamp-Lyons and Ben Heasley. Cambridge University Press. 2006.
6. Communication Skills. Sanjay Kumar and Pushpa Lata. Oxford University Press. 2011.
7. Exercises in Spoken English. Parts. I-III. CIEFL, Hyderabad. Oxford University Press

**COURSE OUTCOMES:**

Students will be able to:

1. Analyze and interpret a diverse range of engineering concepts through the synthesis of information
2. Understand the impact of professional engineering solutions in societal contexts and demonstrate its knowledge
3. Achieve communicative ability in their personal and professional relations with clarity of speech and creativity in content
4. Function effectively as an individual and a team; and would be able to prepare themselves to be market ready
5. Comprehend and write effective reports and design documentation, manage projects and make effective presentations.

**M R C E T CAMPUS | AUTONOMOUS INSTITUTION - UGC, GOVT. OF INDIA**  
I Year B.Tech. CSE (CYS) - II Sem  
L/T/P/C  
3/1/-/4

**(R20A0022) MATHEMATICS-II****COURSE OBJECTIVES:**

1. The aim of numerical methods is to provide systematic methods for solving problems in a numerical form using the given initial data, also used to find the roots of an equation and to solve differential equations.
2. The objective of interpolation is to find an unknown function which approximates the given data points and the objective of curve fitting is to find the relation between the variables  $x$  and  $y$  from given data and such relationships which exactly pass through the data (or) approximately satisfy the data under the condition of sum of least squares of errors.
3. PDE aims at forming a function with many variables and also their solution methods, Method of separation of variables technique is learnt to solve typical second order PDE.
4. Evaluation of multiple integrals.
5. In many engineering fields the physical quantities involved are vector valued functions. Hence the vector calculus aims at basic properties of vector-valued functions and their applications to line, surface and volume integrals.

**UNIT – I: Solutions of algebraic, transcendental equations and Interpolation**

**Solution of algebraic and transcendental equations:** Introduction, Bisection Method, Method of false position, Newton-Raphson method and their graphical interpretations.

**Interpolation:** Introduction, errors in polynomial interpolation, Finite differences - Forward differences, Backward differences, Central differences. Newton's formulae for interpolation, Gauss's central difference formulae, Interpolation with unevenly spaced points - Lagrange's Interpolation.

**UNIT – II: Numerical Methods**

**Numerical integration :** Generalized quadrature - Trapezoidal rule, Simpson's  $1/3^{\text{rd}}$  and Simpson's  $3/8^{\text{th}}$  rules.

**Numerical solution of ordinary differential equations:** Solution by Taylor's series method, Euler's method, Euler's modified method, Runge-Kutta fourth order method.

**Curve fitting :** Fitting a straight line, second degree curve, exponential curve, power curve by method of least squares.

**UNIT III: Partial Differential Equations**

Introduction, formation of partial differential equation by elimination of arbitrary constants and arbitrary functions, solutions of first order Lagrange's linear equation and non-linear equations, Charpit's method, Method of separation of variables for second order equations and applications of PDE to one dimensional equation (Heat equation).

**UNIT IV: Double and Triple Integrals**

Double and triple integrals (Cartesian and polar), Change of order of integration in double integrals, Change of variables (Cartesian to polar).

**UNIT V: Vector Calculus**

Introduction, Scalar point function and vector point function, Directional derivative, Gradient, Divergence, Curl and their related properties, Laplacian operator, Line integral - work done, Surface integrals, Volume integral. Green's theorem, Stoke's theorem and Gauss's Divergence theorems (Statement & their Verification).

**TEXT BOOKS:**

1. Higher Engineering Mathematics by B V Ramana ., Tata McGraw Hill.
2. Higher Engineering Mathematics by B.S. Grewal, Khanna Publishers.
3. Mathematical Methods by S.R.K Iyenger, R.K.Jain, Narosa Publishers.

**REFERENCE BOOKS:**

1. Elementary Numerical Analysis **by Atkinson-Han, Wiley Student Edition.**
2. Advanced Engineering Mathematics by Michael Greenberg –Pearson publishers.
3. Introductory Methods of Numerical Analysis by S.S. Sastry, PHI

**COURSE OUTCOMES:**

After learning the concepts of this paper the student will be able to independently

1. Find the roots of algebraic, non algebraic equations and predict the value at an intermediate point from a given discrete data.
2. Find the most appropriate relation of the data variables using curve fitting and this method of data analysis helps engineers to understand the system for better interpretation and decision making.
3. Solve first order linear and non-linear partial differential equations which are very important in engineering field.
4. Evaluate multiple integrals; hence this concept can be used to evaluate Volumes and Areas of an object.
5. Evaluate the line, surface, volume integrals and converting them from one to another using vector integral theorems.

**M R C E T CAMPUS | AUTONOMOUS INSTITUTION - UGC, GOVT. OF INDIA**  
I Year B.Tech. CSE (CYS) - II Sem  
L/T/P/C  
3/-/-/3

**(R20A0011) APPLIED PHYSICS****COURSE OBJECTIVES:**

This course will enable the students :

- 1 To analyze the ordinary light with a laser light and realize the transfer of light through optical fibers.
- 2 To identify dual nature of the matter and behavior of a particle quantum mechanically.
- 3 To explore band structure of the solids and classification of materials.
- 4 To acquire the basic knowledge of various types of semiconductor devices and find the applications in science and technology.
- 5 To Compare dielectric and magnetic properties of the materials and enable them to design and apply in different fields.

**UNIT – I****LASERS & FIBER OPTICS**

**Lasers:** Characteristics of lasers, Absorption, Spontaneous and Stimulated emissions, population inversion, meta stable state, types of pumping, lasing action, construction and working of Ruby Laser, Helium-Neon Laser, Semiconductor diode Laser, Applications of lasers.

**Fiber Optics:** Introduction to optical fiber, Construction and working principle of an Optical Fiber, Acceptance angle and Numerical aperture, Types of Optical fibers - Mode and Propagation through step and graded index fibers ,Losses in optical fiber, Optical Fiber in Communication System, Applications of optical fibers.

**UNIT – II****QUANTUM MECHANICS**

Wave nature of particles, de Broglie's hypothesis, matter waves, Heisenberg's uncertainty principle, Davisson and Germer's experiment, G.P Thomson experiment, Schrodinger time-independent wave equation-significance of wave function, particle in one dimensional square well potential.

**UNIT – III****ELECTRONIC MATERIALS**

Free electron theory(Classical & Quantum)- Assumptions, Merits and drawbacks, Fermi level, Density of states, Periodic potential, Bloch's theorem, Kronig – Penny model (qualitative) , E – K diagram, Effective mass, Origin of energy bands in solids, Classification of materials : Metals, semiconductors and insulators.

**UNIT-IV****SEMICONDUCTOR PHYSICS**

Intrinsic and extrinsic semiconductors, Direct and indirect band gap semiconductors, Carrier concentration in intrinsic and extrinsic semiconductors. Dependence of Fermi level on carrier concentration and temperature, carrier transport: mechanism of diffusion and drift, Formation of PN junction, V-I characteristics of PN diode, energy diagram of PN diode, Hall experiment, semiconductor materials for optoelectronic devices - LED, Solar cell.

**UNIT – V:****DIELECTRICS AND MAGNETIC PROPERTIES OF MATERIALS**

**Dielectrics:** Introduction, Types of polarizations (Electronic and Ionic) and calculation of their polarizabilities, internal fields in a solid, Clausius-Mossotti relation.

**Magnetism:** Introduction, origin of magnetism, Bohr magneton, classification of dia, para and ferro magnetic materials on the basis of magnetic moment, Properties of anti-ferro and ferri magnetic materials, Hysteresis curve based on domain theory, Soft and hard magnetic materials.

**TEXT BOOKS:**

1. Engineering Physics by Kshirsagar & Avadhanulu, S Chand publications.
2. Engineering Physics- B.K.Pandey, S.Chaturvedi, Cengage Learning.

**REFERENCES:**

1. Engineering Physics – R.K. Gaur and S.L. Gupta, Dhanpat Rai Publishers.
2. Engineering Physics, S Mani Naidu- Pearson Publishers.
3. Engineering physics 2<sup>nd</sup> edition –H.K. Malik and A.K. Singh.
4. Engineering Physics – P.K. Palaniswamy, Scitech publications.
5. Physics by Resnick and Haliday.

**COURSE OUTCOMES:**

After completion of studying Applied Physics the student is able to

- 1 Observe the properties of light and its engineering applications of laser in fiber optic communication systems.
- 2 Apply the basic principles of quantum mechanics and the importance of behavior of a particle.
- 3 Find the importance of band structure of solids and their applications in various electronic devices.
- 4 Evaluate concentration & estimation of charge carriers in semiconductors and working principles of PN diode.
- 5 Examine dielectric, magnetic properties of the materials and apply them in material technology.

**M R C E T CAMPUS | AUTONOMOUS INSTITUTION - UGC, GOVT. OF INDIA**  
I Year B.Tech. CSE (CYS) - II Sem  
L/T/P/C  
3/-/-/3

**(R20A0401) ANALOG & DIGITAL ELECTRONICS**

**COURSE OBJECTIVES:**

The main objectives of the course are:

1. To familiarize with the principal of operation, analysis and design of pn junction diode.
2. To study the construction of BJT and its characteristics in different configurations.
3. To study the construction and characteristics of JFET and MOSFET.
4. To study basic number systems codes and logical gates.
5. To introduce the methods for simplifying Boolean expressions and design of combinational circuits.

**UNIT-I**

**P-N Junction diode:** Qualitative Theory of P-N Junction, P-N Junction as a diode, diode equation, volt-ampere characteristics temperature dependence of V-I characteristic, ideal versus practical, diode equivalent circuits, Zener diode characteristics.

**UNIT-II**

**Bipolar Junction Transistor:** The Junction transistor, Transistor construction, Transistor current components, Transistor as an amplifier, Input and Output characteristics of transistor in Common Base, Common Emitter, and Common collector configurations.  $\alpha$  and  $\beta$  Parameters and the relation between them, BJT Specifications.

**UNIT-III**

**FIELD EFFECT TRANSISTOR:** JFET-Construction, principle of Operation, Volt–Ampere characteristics, Pinch- off voltage. Small signal model of JFET. FET as Voltage Variable Resistor, Comparison of BJT and FET. MOSFET- Construction, Principle of Operation and symbol, MOSFET characteristics in Enhancement and Depletion modes.

**UNIT IV:**

**Number System and Boolean Algebra:** Number Systems, Base Conversion Methods, Complements of Numbers, Codes- Binary Codes, Binary Coded Decimal, Unit Distance Code, Digital Logic Gates (AND, NAND, OR, NOR, EX-OR, EX-NOR), Properties of XOR Gates, Universal Gates, Basic Theorems and Properties, Switching Functions, Canonical and Standard Form.

**UNIT-V**

**Minimization Techniques:** The Karnaugh Map Method, Three, Four and Five Variable Maps, Prime and Essential Implications, Don't Care Map Entries, Using the Maps for Simplifying, Multilevel NAND/NOR realizations.

**Combinational Circuits:** Design procedure – Half adder, Full Adder, Half subtractor, Full subtractor, Multiplexer/Demultiplexer, decoder, encoder, Code converters, Magnitude Comparator.

**TEXT BOOKS**

1. "Electronic Devices & Circuits", Special Edition – MRCET, McGraw Hill Publications, 2017.
2. Integrated Electronics Analog Digital Circuits, Jacob Millman and D. Halkias, McGrawHill.
3. Electronic Devices and Circuits, S.Salivahanan, N.Sureshkumar, McGrawHill.
4. M. Morris Mano, Digital Design, 3rd Edition, Prentice Hall of India Pvt. Ltd., 2003
5. Switching and Finite Automata Theory- ZviKohavi& Niraj K. Jha, 3rdEdition, Cambridge.

**REFERENCE BOOKS**

1. Electronic Devices and Circuits, K.Lal Kishore B.S Publications
2. Electronic Devices and Circuits, G.S.N. Raju, I.K. International Publications, New Delhi, 2006.
3. John F.Wakerly, Digital Design, Fourth Edition, Pearson/PHI, 2006
4. John.M Yarbrough, Digital Logic Applications and Design, Thomson Learning, 2002.
5. Charles H.Roth. Fundamentals of Logic Design, Thomson Learning, 2003.

**COURSE OUTCOMES**

After completion of the course, the student will be able to:

1. Understand the principal of operation, analysis and design of pn junction diode.
2. Understand the construction of BJT and its characteristics in different configurations.
3. Understand the construction and characteristics of JFET and MOSFET.
4. Understand basic number systems codes and logical gates.
5. Understand the methods for simplifying Boolean expressions and design of combinational circuits.

**M R C E T CAMPUS | AUTONOMOUS INSTITUTION - UGC, GOVT. OF INDIA**  
I Year B.Tech. CSE (CYS) - II Sem  
L/T/P/C  
3/-/-/3

**(R20A0502) PYTHON PROGRAMMING**

**COURSE OBJECTIVES:**

This course will enable the students :

1. To read and write simple Python programs.
2. To develop Python programs with conditionals and loops.
3. To define Python functions and call them.
4. To use Python data structures — lists, tuples, dictionaries.
5. To do input/output with files in Python.

**UNIT I**

**Introduction to Python Programming Language:** Introduction to Python Language and installation, overview on python interpreters, working with python, Numeric Data Types: int, float, Boolean, complex and string and its operations, Standard Data Types: List, tuples, set and Dictionaries, Data Type conversions, commenting in python.

**UNIT II**

**Variables and Operators:** Understanding Python variables, Multiple variable declarations, Python basic statements, Python basic operators: Arithmetic operators, Assignment operators, Comparison operators, Logical operators, Identity operators, Membership operators, Bitwise operators, Precedence of operators, Expressions.

**UNIT III**

**CONTROL FLOW AND LOOPS**

Conditional (if), alternative (if-else), chained conditional (if- elif -else), Loops: For loop using ranges, string, Use of while loops in python, Loop manipulation using pass, continue and break

**UNIT IV**

**Functions**

Defining Your Own Functions, Calling Functions, passing parameters and arguments, Python Function arguments: Keyword Arguments, Default Arguments, Variable-length arguments, Anonymous Functions, Fruitful Functions (Function Returning Values), Scope of the Variables in a Function - Global and Local Variables. Powerful Lambda functions in python.

**UNIT V**

**I/O and Error Handling in Python**

Introduction, Access Modes, Writing Data to a File, Reading Data from a File, Additional File Methods introduction to Errors and Exceptions, Handling IO Exceptions, Run Time Errors, Handling Multiple Exceptions.

**Introduction to Data Structures:** What are Data structures, Types of Data structures, Introduction to Stacks and Queues.

**TEXT BOOKS**

1. R. Nageswara Rao, "Core Python Programming", dream tech
2. Allen B. Downey, "Think Python: How to Think Like a Computer Scientist", 2nd edition, Updated for Python 3, Shroff/O'Reilly Publishers, 2016.
3. Python Programming: A Modern Approach, Vamsi Kurama, Pearson
4. Data Structures and Algorithmic Thinking with Python by Narasimha Karumanchi

**REFERENCE BOOKS:**

1. Core Python Programming, W.Chun, Pearson.
2. Introduction to Python, Kenneth A. Lambert, Cengage
3. Learning Python, Mark Lutz, Orielly

**COURSE OUTCOMES:**

Upon completion of the course, students will be able to

1. Read, write, execute by hand simple Python programs.
2. Structure simple Python programs for solving problems.
3. Decompose a Python program into functions.
4. Represent compound data using Python lists, tuples, and dictionaries.
5. Read and write data from/to files in Python Programs

**M R C E T CAMPUS | AUTONOMOUS INSTITUTION - UGC, GOVT. OF INDIA**  
I Year B.Tech. CSE (CYS)- II Sem **L/T/P/C**  
**-/0/3/1.5**

<b>(R20A0082) APPLIED PHYSICS LAB</b>
---------------------------------------

**COURSE OBJECTIVES:**

Students can be able to

- 1 Identify the specific types of elastic and electrical nature of materials in physics lab.
- 2 Observe concepts of magnetism in physics lab.
- 3 Analyze propagation of light in various optical devices practically.
- 4 Examine various opto electronic devices practically
- 5 Well-equipped with the properties of semiconductor devices in physics lab.

**LIST OF EXPERIMENTS:**

1. Torsional pendulum-Rigidity modulus of given wire.
2. Melde's experiment –Transverse and Longitudinal modes.
3. Stewart and Gee's method- Magnetic field along the axis of current carrying coil.
4. Spectrometer-Dispersive power of the material of a prism
5. Diffraction grating-using laser -Wavelength of light.
6. Newton's Rings –Radius of curvature of Plano convex lens.
7. LED -Characteristics of LED.
8. Solar cell -Characteristics of a Solar cell.
9. Optical fiber- Evaluation of numerical aperture of optical fiber.
10. Hall Effect –To study Hall effect in semiconducting samples.

**REFERENCE BOOKS:**

1. Practical physics by Dr. Aparna, Dr K.V Rao, V.G.S.Publications.
2. Engineering physics practical lab manual – MRCET.

**COURSE OUTCOMES:**

- 1 Students are able to measure the elastic constants of the given material of the wire and determine the ac frequency of vibrating bar.
- 2 Students are able to determine the magnetic induction of a circular coil carrying current by applying the principles of terrestrial magnetism.
- 3 Students are able to frame relativistic ideas of light phenomenon
- 4 Students are able to achieve the analysis of V-I characteristics of opto electronic devices
- 5 Students are able to determine the carrier concentration and identify the given semiconductor material with the help of Hall Effect.

**(R20A0582) PYTHON PROGRAMMING LAB****COURSE OBJECTIVES:**

This course will enable the students :

1. Syntax and Semantics and create Functions in Python.
2. Different data types Lists, Dictionaries in Python.
3. how to execute the programs using loops and control statements
4. Decision Making and Functions in Python
5. Files and exception Handling in Python

**WEEK 1:**

- A) Write python program to print Hello World
- B) Write a python program to get string, int, float input from user
- C) Write a python program to add 2 numbers

**WEEK 2:**

- A) Create a list and perform the following methods  
1) insert() 2) remove() 3) append() 4) len() 5) pop() 6) clear()
- B) Write a python program to find the length of list?
- C) Write a python program to find the smallest and largest number in the list?

**WEEK 3:**

- A) Create a tuple and perform the following methods  
1) Add items 2) len() 3) check for item in tuple 4) Access items
- B) Write a python program using the following methods: 1) count 2) index
- C) Write a python program using "+" and "\*" operations which resulting a new tuple?

**WEEK 4:**

- A) Create a dictionary and apply the following methods  
1) Print the dictionary items 2) access items 3) use get() 4) change values 5) use len()
- B) Write a python code to convert list of tuples into dictionaries?
- C) Write python program to store data in list, tuple, set, dictionary and then try to print them.

**WEEK 5:**

- A) Write a python program to perform arithmetic, assignment, logical and comparison operators?
- B) Write a Python program to add two positive integers without using the '+' operator. (use bitwise operator)
- C) Write a Python program to perform the basic four operators (+, -, \*, /)

**WEEK 6:**

- A) Write a simple python program to declare a variable in different possible ways?
- B) Write a python program to show precedence of operators using the expression:  $z=(v+w)*x/y$
- C) Write a python program to check whether the values of a list exist or not (use membership operator) and also perform identity operation?

**WEEK 7:**

- A) Write a python program to print a number is positive/negative using if-else.
- B) Write a python program to find largest number among three numbers.
- C) Write a python Program to read a number and display corresponding day using if\_elif\_else?
- D) Write a python program to print list of numbers using range and for loop

**WEEK 8:**

- A) Write a python code to print the sum of natural numbers using while loop?
- B) Write a python program to print the factorial of given number?
- C) Write a python program to find the sum of all numbers stored in a list using for loop?

**WEEK 9:**

- A) Write a Python function that takes two lists and returns True if they are equal otherwise false
- B) Write python program in which an function is defined and calling that function prints Hello World
- C) Write python program in which an function(with single string parameter ) is defined and calling that function prints the string parameters given to function.
- D) Write a python program using with any one of python function argument?

**WEEK 10:**

- A) Write a program to double a given number and add two numbers using lambda()?
- B) Write a program for filter() to filter only even numbers from a given list.
- C) Write a program for map() function to double all the items in the list?
- D) Write a program to find sum of the numbers for the elements of the list by using reduce()?

**WEEK 11:**

- A) Write a python program to open and write "hello world" into a file?
- B) Write a python program to write the content "hi python programming" for the existing file.
- C) Write a python program to read the content of a file?

**WEEK 12:**

- A) write a program to implement stack using array.
- B) write a program to implement Queue using array.

**TEXT BOOKS:**

1. R. Nageswara Rao, "Core Python Programming", dream tech
2. Allen B. Downey , " Think Python: How to Think Like a Computer Scientist", Second Edition, Updated for Python 3, Shroff/O'Reilly Publishers, 2016.

**COURSE OUTCOMES:**

After completion of the course, Students will be able to:

1. Evaluate Problem solving and programming capability
2. Describe the Numbers, Math functions, Strings, List, Tuples and Dictionaries in Python
3. Implement conditional and loop for python programs
4. Express different Decision Making statements and Functions.
5. Understand and summarize different File handling operations and exceptions

**M R C E T CAMPUS | AUTONOMOUS INSTITUTION - UGC, GOVT. OF INDIA**  
I Year B.Tech. CSE (CYS)- II Sem  
L/T/P/C  
-/-/4/2

<b>(R20A0083) ENGINEERING AND IT WORKSHOP LAB</b>
---

It is consisting of 3 parts:      Part I: IT Workshop;  
   Part-II: Electrical & Electronics Workshop;  
   Part III: Auto CAD Workshop

**Part I: IT Workshop:**

**Objectives:**

- Understand the internal structure and layout of the computer system.
- Learn to diagnose minor problems with the computer functioning.
- Know the proper usage and threats of the world wide web.
- Study in detail about the various features of Ms-Word, Excel, PowerPoint.
- Gain an awareness about the tools of LibreOffice.

**Task- 1: PC HARDWARE**

Identification of the peripherals of a computer, components in a CPU and its functions.

Block diagram of the CPU along with the configuration of each peripherals. Functions of Motherboard. Assembling and Disassembling of PC. Installing of OS.

**Task- 2: TROUBLESHOOTING**

**Hardware Troubleshooting:** Students are to be given a PC which does not boot due to proper assembly or defective peripherals and the students should be taught to identify and correct the problem.

**Software Troubleshooting:** Students have to be given a malfunctioning CPU due to system software problems. They should identify the problem and fix it to get the computer back to working condition.

**Task 3: INTERNET**

Web Browsers, Access of websites, Surfing the Web, Search Engines, Customization of web browsers, proxy settings, bookmarks, search toolbars, pop-up blockers. Antivirus downloads, Protection from various threats.

**MS OFFICE****Task 4: MICROSOFT WORD**

Introduction to Word Processor, Editing and Formatting features, overview of toolbars, saving files, Using help and resources, rulers, fonts, styles, format painter, Drop Cap in word, Applying Text effects, Using Character Spacing, Borders and colors, Inserting Header and Footer, Using Date and Time option in Word & Formatting Styles, Inserting table, Bullets and Numbering, Changing Text Direction, Cell alignment, Footnote, Hyperlink, Symbols, Spell Check, Track Changes. Table of Content, Newspaper columns, Images from files and clipart, Drawing toolbar and Word Art, Formatting Images, Textboxes, Paragraphs and Mail Merge in word. Using Word to create Project Certificate, Project Abstract, News Letter, Resume.

**Task 5: MICROSOFT EXCEL**

**Excel Orientation:** The importance of Excel as a Spreadsheet tool, Accessing, overview of toolbars, saving excel files, Using help and resources. **Excel formulae & Functions :** formulae, logical functions, text functions, statistical functions, mathematical functions, lookup functions, conditional formatting, Charts, Hyper linking, Renaming and Inserting worksheets, Data Analysis functions.

Creating a Scheduler ( Features:- Gridlines, Format Cells, Summation, auto fill, Formatting)

Calculating GPA (Features:- Cell Referencing, Formulae and functions in excel )

**Task 6: MICROSOFT POWER POINT**

Basic power point utilities and tools, PPT Orientation, Slide Layouts, Inserting Text, Word Art, Formatting Text, Bullets and Numbering, Auto Shapes, Drawing toolbar-Lines and Arrows, Text boxes, Clipart, Insertion of images, slide transition, Custom animation, Hyperlinks.

**Task 7: LIBRE OFFICE**

Overview of LibreOffice and its features of Writer, Calc, Impress, Draw, Base, Math, Charts.

**Libre office Math:** Introduction , Creating & Editing Formulas, formulas as separated documents or files, formulas in office document, Creating formulas, Formula layout

**Libre Office Draw :** Introduction, Basic shapes, working with objects, flowcharts, organization charts,

**Text Books:**

1. Introduction to Information Technology, ITL Education Solutions limited, Pearson Education
2. PC Hardware and A+ Handbook-Kate J. Chase PHI (Microsoft)
3. Excel Functions and Formulas, Bernd held, Theodor Richardson, Third Edition
4. Libre Office Documentation : <https://documentation.libreoffice.org/en/english-documentation>

**COURSE OUTCOMES:**

- Ability to identify the major components of a computer and its peripherals. They are capable of assembling a personal computer, and can perform installation of system software like MS Windows and required device drivers.
- Students can detect and perform minor hardware and software level troubleshooting.
- Capacity to work on Internet & World Wide Web and make effective usage of the internet for academics.

**PART II: ELECTRICAL AND ELECTRONICS ENGINEERING WORKSHOP****COURSE OBJECTIVES:**

1. To get acquaintance with Residential house wiring procedure.
2. To obtain the knowledge about fluorescent lamp wiring procedure.
3. To get familiarized with staircase wiring.
4. To perform soldering and desoldering practice.

**LIST OF EXPERIMENTS:**

1. Residential house wiring using switches, fuse, indicator, lamp and energy meter.
2. Fluorescent lamp wiring
3. Stair case wiring
4. Soldering and Desoldering practice – components, devices and circuits using general purpose PCB.

**COURSE OUTCOMES:**

1. Students will able to understand domestic wiring procedures practically.
2. Students will able to do Fluorescent lamp wiring.
3. Students will able to do staircase wiring.
4. Student will able to soldering and disordering practice.

**PART III: AUTOCAD WORKSHOP****1. Introduction to AutoCAD**

Design Process, AutoCAD Installation Process, AutoCAD user Interface, Function Keys

2. **Commands:** Drawing Commands, Editing Commands, Drawings aids
3. **D Wireframe Modeling**
4. **CAD Practice Exercises** CAD -2D, CAD - Isometric

**M R C E T CAMPUS | AUTONOMOUS INSTITUTION - UGC, GOVT. OF INDIA**  
**I Year B.Tech. CSE (CyS)- II Sem**

**L/T/P/C**

**2/-/-/-**

<b>(R20A0064) FINANCIAL INSTITUTIONS, MARKETS AND SERVICES</b>
--

**COURSE OBJECTIVES:**

1. To expose students towards a clear understanding of Financial Markets in India, their operations and relevant development.
2. To lay foundation and equip them with the knowledge of Financial Services, related institutions and their functions.
3. To provide awareness of operations of Financial Markets, Regulators and Shareholders
4. To Provide knowledge in Innovations and technologies of Financial Instruments and Financial Services.
5. To allow them to understand Banking and Non-Banking Institutions operations and their services.

**UNIT-I: INTRODUCTION**

Financial System and Economic Development - Indicators of Financial Development - Concepts related to Financial Markets, Institutions and Services  
Regulatory and Promotional Institutions: Functions and Roles of RBI, IRDA, SEBI.

**UNIT II: COMMERCIAL BANKS**

Functions of Commercial Banks. Performance and Competition of Public and Private Sector banks- NPA's Non-Banking Financial Institutions- Structure and Functions LIC - GIC & Mutual Funds.

**UNIT-III: FINANCIAL AND SECURITIES MARKETS**

Structure and Functions of Call Money Market. Government Securities Market: T-bills Market - Commercial Bills Market. Securities Market: Organization and Structure - Listing - Trading and Settlement.

**UNIT-IV: ASSET/FUND BASED FINANCIAL SERVICES**

Lease Finance - Hire Purchase Finance- Bills Discounting - Housing Finance - Venture Capital Financing. Fee-based Advisory Services: Stock Broking - Credit Rating Agencies.

**UNIT-V: INVESTMENT BANKING**

Introduction, Functions and activities, under writing, bankers to an issue, debenture trustees, portfolio managers.

**REFERENCE BOOKS:**

1. L. M. Bhole, Financial Institutions and Markets, TMH.
2. M. Y. Khan, Financial Services, TMH.
3. Vasant Desai: Financial Markets and Financial Services, Himalaya.
4. Justin Paul and Padmalatha Suresh: Management of Banking and Financial Services, Pearson.
5. Gomez, Financial Markets, Institutions and Financial Services, PHI.

**COURSE OUTCOMES**

1. The students will get enormous knowledge on Financial Institutions, Securities Markets, and Financial Services.
2. It allows clear understandings of Banking and Non-Banking Financial Institutions operations.
3. Adequate knowledge to indulge in Investments of financial products and services.
4. Comprehend various policy reforms that impact Financial Markets and Investments.
5. Availability of various fund based and Fee based financial services to get more exposure.

**BACHELOR OF TECHNOLOGY (B.Tech)**

# **CYBER SECURITY**

**COURSE STRUCTURE &  
SYLLABUS (R20)**

**(Batches admitted from the academic year 2020 - 2021)**

**II Year B.Tech. CSE (CyS)  
I Semester**

**M R C E T CAMPUS | AUTONOMOUS INSTITUTION - UGC, GOVT. OF INDIA**  
II Year B.Tech. CSE (CYS)- I Sem L/T/P/C  
3/-/-/3

<b>(R20A0503) DATA STRUCTURES USING PYTHON</b>
--

**COURSE OBJECTIVES:**

This course will enable students to

1. Gain knowledge of Object Oriented Programming concepts in Python.
2. Understand Lists, Dictionaries and Regular expressions in Python.
3. Understand how searching and sorting is performed in Python.
4. Understand how linear and non-linear data structures works.
5. Learn the fundamentals in writing Python scripts.

**UNIT – I**

**Oops Concepts** - class, object, constructors, types of variables, types of methods. **Inheritance:** single, multiple, multi-level, hierarchical, hybrid, **Polymorphism:** with functions and objects, with class methods, with inheritance, **Abstraction:** abstract classes.

**UNIT – II**

**Data Structures** – Definition, Linear Data Structures, Non-Linear Data Structures, Python Specific Data Structures, List, Tuples, Set, Dictionaries, Comprehensions and its Types, Strings, slicing.

**UNIT - III**

**Arrays** - Overview, Types of Arrays, Operations on Arrays, Arrays vs List.

**Searching** - Linear Search and Binary Search.

**Sorting** - Bubble Sort, Selection Sort, Insertion Sort, Merge Sort, Quick Sort.

**UNIT - IV**

**Linked Lists** – Implementation of Singly Linked Lists, Doubly Linked Lists, Circular Linked Lists.

**Stacks** - Overview of Stack, Implementation of Stack (List & Linked list), Applications of Stack

**Queues:** Overview of Queue, Implementation of Queue(List & Linked list), Applications of Queues, Priority Queues.

**UNIT -V**

**Graphs** - Introduction, Directed vs Undirected Graphs, Weighted vs Unweighted Graphs, Representations, Breadth First Search, Depth First Search.

**Trees** - Overview of Trees, Tree Terminology, Binary Trees: Introduction, Implementation, Applications. Tree Traversals, Binary Search Trees: Introduction, Implementation, AVL Trees: Introduction, Rotations, Implementation.

**TEXTBOOKS:**

1. Data structures and algorithms in python by Michael T. Goodrich
2. Data Structures and Algorithmic Thinking with Python by Narasimha Karumanchi

**REFERENCE BOOKS:**

1. Hands-On Data Structures and Algorithms with Python: Write complex and powerful code using the latest features of Python 3.7, 2nd Edition by Dr. Basant Agarwal, Benjamin Baka.
2. Data Structures and Algorithms with Python by Kent D. Lee and Steve Hubbard.
3. Problem Solving with Algorithms and Data Structures Using Python by Bradley N Miller and David L. Ranum.
4. Core Python Programming -Second Edition,R. Nageswara Rao, Dreamtech Press

**COURSE OUTCOMES:**

The students should be able to

1. Examine Python syntax and semantics and apply Python flow control and functions.
2. Create, run and manipulate Python Programs using core data structures like Lists,
3. Apply Dictionaries and use Regular Expressions.
4. Interpret the concepts of Object-Oriented Programming as used in Python.
5. Master object-oriented programming to create an entire python project using objects and classes

**M R C E T CAMPUS | AUTONOMOUS INSTITUTION - UGC, GOVT. OF INDIA****II Year B.Tech. CSE (CYS)- I Sem****L/T/P/C****3/-/-/3****(R20A0504) OPERATING SYSTEMS****COURSE OBJECTIVES:**

This course will enable the students

1. To understand the fundamental concepts and techniques of Operating Systems.
2. To study the concepts of LINUX OS and process scheduling.
3. To understand the concepts in deadlocks and process management.
4. To understand the techniques in memory managements and IPC mechanism.
5. To study file system concepts and sockets.

**UNIT - I**

**Operating System**-Introduction, Structures-Simple Batch, Multi-programmed, Time-shared, Personal Computer, Parallel, Distributed Systems, Real-Time Systems, System components, Operating System services.

**Introduction to Linux** operating system, Linux file system, Linux Utilities

**UNIT - II**

**Linux:** Introduction to shell, Types of Shell's, example shell programs.

**Process and CPU Scheduling** - Process concepts and scheduling, Operations on processes, Cooperating Processes, Threads, Scheduling Criteria, Scheduling Algorithms, Multiple - Processor Scheduling.

**UNIT - III**

**Deadlocks** - System Model, Deadlocks Characterization, Methods for Handling Deadlocks, Deadlock Prevention, Deadlock Avoidance, Deadlock Detection, and Recovery from Deadlock

**Process Management and Synchronization** - The Critical Section Problem, Synchronization Hardware, Semaphores, and Classical Problems of Synchronization, Critical Regions, Monitors

**UNIT - IV**

**Interprocess Communication Mechanisms:** IPC between processes on a single computer system, IPC between processes on different systems, using pipes, FIFOs, message queues, shared memory implementation in Linux. Corresponding system calls.

**Memory Management and Virtual Memory** - Logical versus Physical Address Space, Swapping, Contiguous Allocation, Paging, Segmentation, Segmentation with Paging, Demand Paging, Page Replacement, Page Replacement Algorithms.

**UNIT - V**

**File System Interface and Operations** -Access methods, Directory Structure, Protection, File System Structure, Allocation methods, kernel support for files, system calls for file I/O operations open, create, read, write, close, lseek, stat, ioctl

**Disk Management:** Disk Scheduling Algorithms-FCFS, SSTF, SCAN, C-SCAN

**TEXT BOOKS:**

1. Beginning Linux Programming –Neil Mathew, Richard Stones 4<sup>th</sup> Edition, Wiley
2. Operating System Principles- Abraham Silberschatz, Peter B. Galvin, Greg Gagne 7th Edition, John Wiley
3. Unix System Programming using C++, T. Chan, PHI.
4. Unix Concepts and Applications, 4th Edition, SumitabhaDas, TMH, 2006.
5. Advanced programming in the UNIX environment, W.R. Stevens, Pearson education.

**REFERENCE BOOKS:**

1. Operating Systems – Internals and Design Principles Stallings, Fifth Edition–2005, Pearson Education/PHI
2. Operating System A Design Approach- Crowley, TMH.
3. Modern Operating Systems, Andrew S. Tanenbaum 2nd edition, Pearson/PHI
4. UNIX programming environment, Kernighan and Pike, PHI/ Pearson Education
5. UNIX Internals -The New Frontiers, U. Vahalia, Pearson Education.

**COURSE OUTCOMES:**

The students should be able to

1. Apply concepts of operating system.
2. Write shell programs and simulate process scheduling algorithms.
3. Analyze memory management and deadlocks situations.
4. Develop programs using system calls and utilities.
5. Implement disk scheduling algorithms.

M R C E T CAMPUS | AUTONOMOUS INSTITUTION - UGC, GOVT. OF INDIA

II Year B.Tech. CSE (CYS)- I Sem

L/T/P/C

3/-/-/3

**(R20A0506) COMPUTER ORGANIZATION****COURSE OBJECTIVES:**

This course will enable the students to:

1. How Computer Systems work & the basic principles
2. Instruction Level Architecture and Instruction Execution
3. The current state of art in memory system design
4. How I/O devices are accessed and its principles.
5. To provide the knowledge on Instruction Level Parallelism

**UNIT I**

**Basic Functional units of Computers:** Functional units, basic Operational concepts, Bus structures. Software, Performance, Multiprocessors, Multicomputer. **Data Representation:** Signed number representation, fixed and floating point Representations.

**Computer Arithmetic:** Addition and subtraction, multiplication Algorithms, Division Algorithms. Error detection and correction codes.

**UNIT II**

**Register Transfer Language and Micro Operations:** RTL- Registers, Register transfers, Bus and memory transfers. Micro operations: Arithmetic, Logic, and Shift micro operations, Arithmetic logic shift unit.

**Basic Computer Organization and Design:** Computer Registers, Computer instructions, Instruction cycle. Instruction codes, Timing and Control, Types of Instructions: Memory Reference Instructions, Input – Output and Interrupt.

**UNIT III**

**Central Processing Unit organization:** General Register Organization, Stack organization, Instruction formats, Addressing modes, Data Transfer and Manipulation, Program Control, CISC and RISC processors

**Control unit design:** Design approaches, Control memory, Address sequencing, micro program example, design of CU. Micro Programmed Control

**UNIT IV**

**Memory Organization:** Semiconductor Memory Technologies, Memory hierarchy, Interleaving, Main Memory-RAM and ROM chips, Address map, Associative memory-Hardware organization. Match logic. Cache memory-size vs. block size, Mapping functions-Associate, Direct, Set Associative mapping. Replacement algorithms, write policies. Auxiliary memory-Magnetic tapes etc

**UNIT V**

**Input –Output Organization:** Peripheral devices, Input-output subsystems, I/O device interface, I/O Processor, I/O transfers–Program controlled, Interrupt driven, and DMA, interrupts and exceptions. I/O device interfaces – SCSI, USB

**Pipelining and Vector Processing:** Basic concepts, Instruction level Parallelism Throughput and Speedup, Pipeline hazards.

**TEXT BOOKS:**

1. Computer Organization – Carl Hamacher, Zvonks Vranesic, SafeaZaky, Vth Edition,
2. Computer Systems Architecture – M.Moris Mano, Illrd Edition, Pearson/PHI McGraw Hill.

**REFERENCE BOOKS:**

1. “Computer Architecture and Organization”, 3rd Edition by John P. Hayes, WCB/McGraw-Hill.
2. “Computer Organization and Architecture: Designing for Performance”, 10th Edition by i. William Stallings, Pearson Education.
3. “Computer System Design and Architecture”, 2nd Edition by Vincent P. Heuring and Harry ii. F. Jordan, Pearson Education.

**COURSE OUTCOMES:**

Upon completion of this course, students should be able to:

1. Apply concepts of computer organization for several engineering applications.
2. Use the fundamentals of computer organization as a tool in the engineering of digital systems.
3. Identify, formulate, and solve hardware and software computer engineering problems using sound computer engineering principle
4. Impart the knowledge on micro programming  
Comprehend the concepts of advanced pipelining techniques
5. Describe memory technologies & hardware organization.

**M R C E T CAMPUS | AUTONOMOUS INSTITUTION - UGC, GOVT. OF INDIA**  
**II Year B.Tech. CSE (CYS)- I Sem**  
**L/T/P/C**  
**3/-/-/3**

**(R20A0510) COMPUTER NETWORKS**

**COURSE OBJECTIVES:**

1. To know the fundamentals of computer networks, TCP/IP & OSI model.
2. To know Data link layer Issues, Protocols.
3. To know Network layer Protocols, IP addressing.
4. To know end to end communication & various things in Transport layer.
5. To know various user services in a network

**UNIT - I:**

**Introduction:** Network, Uses of Networks, Types of Networks, Reference Models: TCP/IP Model, The OSI Model, Comparison of the OSI and TCP/IP reference model.

**Physical Layer:** Guided transmission media, Wireless transmission media, Switching

**UNIT - II:**

**Data Link Layer** - Design issues, Error Detection & Correction, Elementary Data Link Layer Protocols, Sliding window protocols

Multiple Access Protocols - ALOHA, CSMA, CSMA/CD, CSMA/CA, Collision free protocols, Ethernet- Physical Layer, Ethernet MAC Sub layer.

**UNIT - III:**

**Network Layer:** Network Layer Design issues, store and forward packet switching connection less and connection oriented networks, routing algorithms: optimality principle, shortest path, flooding, Distance Vector Routing, Count to Infinity Problem, Link State Routing, Path Vector Routing, Hierarchical Routing; Congestion control algorithms,

IP addresses, CIDR, Sub netting, Super Netting, IPv4, Packet Fragmentation, IPv6 Protocol, Transition from IPv4 to IPv6, ARP, RARP.

**UNIT - IV:**

**Transport Layer:** Services provided to the upper layers elements of transport protocol, addressing, connection establishment, Connection release, Error Control & Flow Control, Crash Recovery. The Internet Transport Protocols: UDP, Introduction to TCP, The TCP Service Model, The TCP Segment Header, The Connection Establishment, The TCP Connection Release, The TCP Sliding Window, The TCP Congestion Control Algorithm.

**UNIT - V:**

**Application Layer-** Introduction, providing services, Applications layer paradigms: Client server model, HTTP, E-mail, WWW, TELNET, DNS.

**TEXT BOOKS:**

1. Computer Networks - Andrew S Tanenbaum, 4th Edition, Pearson Education.
2. Data Communications and Networking - Behrouz A. Forouzan, Fifth Edition TMH, 2013.

**REFERENCES BOOKS:**

1. An Engineering Approach to Computer Networks - S. Keshav, 2nd Edition, Pearson Education.
2. Understanding communications and Networks, 3rd Edition, W. A. Shay, Cengage Learning.
3. Computer Networking: A Top-Down Approach Featuring the Internet, James F. Kurose, K. W. Ross, 3rd Edition, Pearson Education.

**COURSE OUTCOMES:**

The students will be able to:

1. Explore the basics of Computer Networks and Various Protocols.
2. Recall the World Wide Web concepts.
3. Interpret the working of TCP layer functionalities.
4. Describe the functionalities of application layer services.
5. Administrate a network and flow of information further.

**(R20A0061) MANAGERIAL ECONOMICS AND FINANCIAL ANALYSIS**

**COURSE OBJECTIVES:**

The main objectives of the course are:

1. To enable the student to understand and appreciate, with a practical insight, the importance of certain basic issues governing the business operations that are needed for sound economic decision making.
2. To provide inputs on an overall analysis of an individual firm, its production function, cost analysis and break-even-point
3. To make students understand different market structures, pricing of the product or services and different forms of business organisations.
4. To understand capital requirements of the business and basic rule of accounting of the business.
5. To learn analytical techniques and arriving at conclusions from financial information for the purpose of business decision making.

**UNIT-I**

**Introduction to Managerial Economics:** Definition, Nature and Scope of Managerial Economics, Micro and Macroeconomic Concepts.

**Demand Analysis:** Demand Determinants, Law of Demand and exceptions.

**Elasticity of Demand:** Definition, Types, Measurement and Significance of elasticity of Demand. **Demand Forecasting:** Factors governing Demand Forecasting, Methods of Demand Forecasting (Survey Methods, Expert Opinion, Test Marketing, Controlled Experience, Judgemental Approach, and Time Series Analysis).

**UNIT-II**

**Production & Cost Analysis:** Production Function- Isocost and Isoquants, MRTS, Least Cost Combination of Inputs, Cobb-Douglas Production Function, Laws of Returns, Internal and External Economies of Scale.

**Cost Analysis:** Cost Concepts. Break-Even Analysis (BEA) - Determination of Break-Even Point (Simple Problems)

**UNIT-III**

**Markets:** Types of Competition and Markets, Features of Perfect Competition, Monopoly and Monopolistic Competition;

**Pricing:** Objectives, Methods of Pricing;

**Business:** Features of different forms of Business Organisation (Sole Trader, Partnership, Joint Stock Company, Cooperative Society, and Public Enterprises).

**UNIT-IV**

**Introduction to Capital and Financial Accounting:** Need for Capital, Types of Capital, Working Capital Analysis, Methods and Sources of raising Finance.

**Accounting:** Definition, Concepts and Conventions (GAAP); Accounting Cycle; Formats for preparation of Trial Balance and Final Accounts (Trading Account, Profit and Loss Account and Balance Sheet).

#### **UNIT-V**

**Investment Decision:** Capital Budgeting - Features, Objectives, and Methods (Payback Method, Accounting Rate of Return and Net Present Value) - advantages & disadvantages. (Simple Problems)

**Financial Analysis:** Analysis and Interpretation of Liquidity Ratios, Activity Ratios, Capital Structure Ratios and Profitability Ratios. (Simple Problems)

#### **REFERENCE BOOKS:**

- Managerial Economics & Financial Analysis, Special Edition-MRCET. McGraw Hill Publications, 2017
- D.N. Dwivedi, Managerial Economics, Vikas Publications.
- Justin Paul, Leena, Sebastian, Managerial Economics, Cengage
- P. L. Mehta, Managerial Economics: Analysis, Problems and Cases, Sultan Chand & Sons.
- S. N. Maheswari & S. K. Maheswari, Financial Accounting, Vikas Publications.
- M. Y. Khan and P. K. Jain, Financial Management, McGraw Hill

#### **COURSE OUTCOMES:**

Following are the course outcomes:

1. Makes students understand the concepts and applications of managerial economics in taking business decisions.
2. Empowers students to comprehend with the production process and technical relationship among factors of production, different cost concepts and optimization of cost.
3. Enables students to know the classification of markets and how firms determine their price/output decisions in different kinds of markets with different forms of business.
4. Allows students to know different sources of capital for the business and how financial accounting is done for smooth business functioning.
5. Equips students with different financial analysis tools and techniques to evaluate financial performance of the business.

**M R C E T CAMPUS | AUTONOMOUS INSTITUTION - UGC, GOVT. OF INDIA**

II Year B.Tech. CSE(CYS)- I Sem

L/T/P/C

-/0/3/1.5

**(R20A0583) DATA STRUCTURES USING PYTHON LAB****COURSE OBJECTIVES:**

The course will enable the students :

1. To understand a range of Object-Oriented Programming, as well as in-depth data and information processing techniques.
2. To know how linear data structures work
3. To learn non-linear data structures.
4. To understand searching and sorting techniques.
5. To gain knowledge for performing operations on Trees and Graphs .

**WEEK 1:** Write a Python program for class, Flower, that has three instance variables of type str, int, and float, that respectively represent the name of the flower, its number of petals, and its price. Your class must include a constructor method that initializes each variable to an appropriate value, and your class should include methods for setting the value of each type, and retrieving the value of each type.

**WEEK 2:** Develop an inheritance hierarchy based upon a Polygon class that has abstract methods area( ) and perimeter( ). Implement classes Triangle, Quadrilateral, Pentagon, that extend this base class, with the obvious meanings for the area( ) and perimeter( ) methods. Write a simple program that allows users to create polygons of the various types and input their geometric dimensions, and the program then outputs their area and perimeter.

**WEEK 3:** Write a python program to implement method overloading and method overriding.

**WEEK 4:** Write a Python program to illustrate the following comprehensions:

- |                        |                              |
|------------------------|------------------------------|
| a) List Comprehensions | b) Dictionary Comprehensions |
| c) Set Comprehensions  | d) Generator Comprehensions  |

**WEEK 5:** Write a Python program to generate the combinations of n distinct objects taken from the elements of a given list. **Example:** Original list: [1, 2, 3, 4, 5, 6, 7, 8, 9] Combinations of 2 distinct objects: [1, 2] [1, 3] [1, 4] [1, 5] .... [7, 8] [7, 9] [8, 9].

**WEEK 6:** Write a program for Linear Search and Binary search

**WEEK 7:** Write a program to implement Bubble Sort and Selection Sort

**WEEK 8:** Write a program to implement Merge sort and Quick sort

**WEEK 9:** Write a program to implement Stacks and Queues

**WEEK 10:** Write a program to implement Singly Linked List

**WEEK 11:** Write a program to implement Doubly Linked list

**WEEK 12:** Write a program to implement Binary Search Tree

**COURSE OUTCOMES:**

The students should be able to:

1. Examine Python syntax and semantics and apply Python flow control and functions.
2. Create, run and manipulate Python Programs using core data structures like Lists,
3. Apply Dictionaries and use Regular Expressions.
4. Interpret the concepts of Object-Oriented Programming as used in Python.
5. To create an entire python project using objects and classes

**M R C E T CAMPUS | AUTONOMOUS INSTITUTION - UGC, GOVT. OF INDIA**  
II Year B.Tech. CSE (CYS) I-Sem **L/T/P/C**  
**-/-/3/1.5**

<b>(R20A0593) COMPUTER NETWORKS AND OPERATING SYSTEMS LAB</b>
---

**COURSE OBJECTIVES:**

This course will enable the students to:

1. Introduce basic Linux commands, system call interface for process management, inter-process communication and I/O in Unix
2. Learn various process and CPU scheduling Algorithms through simulation programs
3. Have an exposure to System calls and simulate them.
4. Be familiar with contemporary issues in networking technologies, also to know that how the routing algorithms worked out in network layer.

**PART A:**

**WEEK 1:** Practice File handling utilities, Process utilities, Disk utilities, Networking commands, Filters, Text, Processing utilities and Backup utilities.

**WEEK 2:** Simulate the following CPU scheduling algorithms

a) Round Robin   b) SJF   c) FCFS   d) Priority

**WEEK 3:** Simulate all page replacement algorithms

a) FIFO                      b) LRU                      c) LFU

**WEEK 4:** Write a program that illustrate communication between two process using unnamed pipes

**WEEK 5:** Write a program that illustrates communication between two process using named pipes or FIFO.

**WEEK 6** Write a C program that receives a message from message queue and display them

**PART B:**

**WEEK 1:** Implement the data link layer framing methods such as character, character stuffing and bit stuffing.

**WEEK 2:** Implement on a data set of characters the three CRC polynomials – CRC 12, CRC 16, CRC CCIP.

**WEEK 3:** Implement Dijkstra's algorithm to compute the shortest path through a graph.

**WEEK 4:** Take an example subnet graph with weights indicating delay between nodes. Now Obtain Routing table at each node using distance vector routing algorithm.

**WEEK 5:** Take an example subnet of hosts. Obtain broadcast tree for it.

**TEXT BOOKS:**

1. Operating System Principles- Abraham Silberchatz, Peter B. Galvin, Greg Gagne 7th Edition, John Wiley
2. Advanced programming in the Unix environment, W.R.Stevens, Pearson education.
3. Computer Networks - Andrew S Tanenbaum, 4th Edition, Pearson Education.
4. Data Communications and Networking - Behrouz A. Forouzan, Fifth Edition TMH, 2013.

**REFERENCE BOOKS:**

1. Operating Systems – Internals and Design Principles, William Stallings, Fifth Edition–2005, Pearson Education/PHI
2. Operating System - A Design Approach-Crowley, TMH.
3. Modern Operating Systems, Andrew S Tanenbaum, 2nd edition, Pearson/PHI
4. UNIX Programming Environment, Kernighan and Pike, PHI/Pearson Education
5. UNIX Internals: The New Frontiers, U. Vahalia, Pearson Education.
6. An Engineering Approach to Computer Networks - S. Keshav, 2nd Edition, Pearson Education.
7. Understanding communications and Networks, 3rd Edition, W. A. Shay, Cengage Learning.
8. Computer Networking: A Top-Down Approach Featuring the Internet, James F. Kurose, K. W. Ross, 3rd Edition, Pearson Education.

**COURSE OUTCOMES:**

The student will have the ability to:

1. Implement basic Linux commands, system call interface for process management, inter process communication and I/O in Unix.
2. Develop various process and CPU scheduling Algorithms through simulation programs
3. Simulate linux system calls.
4. Apply different techniques of error detection and correction and to detect solve error bit during data transmission.
5. Implement routing algorithms

**M R C E T CAMPUS | AUTONOMOUS INSTITUTION - UGC, GOVT. OF INDIA****II Year B.Tech. CSE (CYS)- I Sem****L/T/P/C  
2/-/-/-****(R20A0004) FOREIGN LANGUAGE-FRENCH****INTRODUCTION**

In view of the growing importance of foreign languages as a communication tool in some countries of the world, French has been identified as one of the most popular languages after English. As a result, French program is introduced to develop the linguistic and communicative skills of engineering students and to familiarize them to the French communication skills. This course focuses on basic oral skills.

**OBJECTIVES**

1. To inculcate the basic knowledge of the French language
2. To hone the basic sentence constructions in day to day expressions for communication in their vocation
3. To form simple sentences that aids in day-to-day communication
4. To prepare the students towards DELF A1
5. To develop in the student an interest towards learning languages.

**UNIT - I:**

Speaking: Introduction to the French language and culture –Salutations - French alphabet -Introducing people  
Writing: Understand and fill out a form  
Grammar: The verbs "to be ' and "to have '' in the present tense of the indicative  
Vocabulary: The numbers from 1 to 20 - Professions- Nationalities

**UNIT - II:**

Speaking: Talk about one's family – description of a person - express his tastes and preferences - express possession - express negation  
Writing: Write and understand a short message  
Grammar: Nouns (gender and number) - Articles - The-er verbs in the present- Possessive adjectives - Qualifying adjectives  
Vocabulary: The family – Clothes-Colors- The numbers from 1 to 100-The classroom

### **UNIT - III**

- Speaking: Talk about your daily activities - be in time - ask and indicate the date and time - talk about sports and recreation - express the frequency
- Writing: A letter to a friend
- Grammar: The expression of time– The –ir verbs in the present- The verbs do, go, take, come,- Adverbs-Reflexive verbs
- Vocabulary: The days and months of the year- The sports-Hobbies

### **UNIT - IV**

- Speaking: Express the quantity - ask and give the price - express the need, the will and the capacity - compare (adjective) - speak at the restaurant / in the shops
- Writing: A dialogue between a vendor and a customer at the market
- Grammar: Verbs “to want”, “to can”- Express capacity / possibility- Express will / desire – the future tense
- Vocabulary: The food – Meals-Fruits and vegetables– The parts of the body

### **UNIT - V**

- Speaking: Express the prohibition and the obligation - describe an apartment - talk about the weather / ask the weather - ask the opinion - give your opinion - express your agreement or disagreement
- Writing: Descriptions
- Grammar: Demonstrative adjectives- Prepositions- The verb 'must' to indicate obligation and necessity in the present
- Vocabulary: Seasons – Holidays-The city– Furniture
- NOTE: The students are exposed to simple listening and reading activities.

### **REFERENCE BOOKS**

1. Apprenons le Français 1& 2, New Saraswati House, 2015
2. A propos, A1, Langers International, 2010
3. Easy French Step-by-step by Myrna Bell Rochester
4. Ultimate French Beginner-Intermediate (Coursebook) By Livid Language
5. À L'Aventure: An Introduction to French Language and Francophone Cultures by EvelyneCharvier-Berman, Anne C. Cummings.

### **COURSE OUTCOMES**

1. The students will be able to communicate in French at A1 level.
2. The student will have an advantage in the competitive job market.
3. This course benefits the graduates when pursuing study *opportunities* in the countrieswhere French is the official language.

**BACHELOR OF TECHNOLOGY (B.Tech)**

# **CYBER SECURITY**

## **COURSE STRUCTURE & SYLLABUS (R20)**

**(Batches admitted from the academic year 2020 - 2021)**

**II Year B.Tech. CSE (CyS)  
II Semester**

**M R C E T CAMPUS | AUTONOMOUS INSTITUTION - UGC, GOVT. OF INDIA**  
**II Year B.Tech. CSE (CYS)- II Sem**

**L/T/P/C**

**3/-/-/3**

<b>(R20A0505) DESIGN AND ANALYSIS OF ALGORITHMS</b>
---

### **COURSE OBJECTIVES:**

This course will enable the students to:

1. To analyze performance of algorithms.  
To choose the appropriate data structure and algorithm design method for a specified application.
2. To understand how the choice of data structures and algorithm design methods impacts the performance of programs.
3. To solve problems using algorithm design methods such as the greedy method, divide and conquer, dynamic programming, backtracking and branch and bound.
4. To understand the differences between tractable and intractable problems.
5. To introduce P and NP classes.

### **UNIT I**

**Introduction:** Algorithms, Pseudo code for expressing algorithms, performance analysis- Space complexity, Time Complexity, Asymptotic notation- Big oh notation, omega notation, theta notation and little oh notation.

**Divide and Conquer:** General method. Applications- Binary search, Quick sort, merge sort, Strassen's matrix multiplication.

### **UNIT II**

Disjoint set operations, Union and Find algorithms, Spanning trees, AND/OR graphs, Connected components, Bi-connected components.

**Greedy method:** General method, applications- Job sequencing with deadlines, Knapsack problem, Minimum cost spanning trees, Single source shortest path problem.

### **UNIT III**

**Dynamic Programming:** General method, applications- Matrix chained multiplication, Optimal binary search trees, 0/1 Knapsack problem, All pairs shortest path problem, Traveling sales person problem, Reliability design.

### **UNIT IV**

**Backtracking:** General method, Applications- n-queue problem, Sum of subsets problem, Graph coloring, Hamiltonian cycles.

### **UNIT V**

**Branch and Bound:** General method, applications- Travelling sales person problem, 0/1 Knapsack problem- LC branch and Bound solution, FIFO branch and Bound solution.

**NP-Hard and NP-Complete Problems:** Basic concepts, Non deterministic algorithms, NP-Hard and NP-Complete classes, NP-Hard problems, Cook's theorem.

### **TEXT BOOKS:**

1. Fundamentals of Computer Algorithms, Ellis Horowitz, SatrajSahni and Rajasekharan, Universities press
2. Design and Analysis of Algorithms, P. h. Dave, 2nd edition, Pearson Education.

**REFERENCES:**

1. Introduction to the Design And Analysis of Algorithms A Levitin Pearson Education
2. Algorithm Design foundations Analysis and Internet examples, M.T.Goodrich and R Tomassia John Wiley and sons
3. Design and Analysis of Algorithms, S. Sridhar, Oxford Univ.Press
4. Design and Analysis of Algorithms,Aho , Ulman and Hopcraft , Pearson Education.
5. Foundations of Algorithms, R. NeapolitanandK.Naimipour , 4th edition

**COURSE OUTCOMES:**

1. Ability to analyze the performance of algorithms.
2. Ability to choose appropriate algorithm design techniques for solving problems.
3. Ability to understand how the choice of data structures and the algorithm design methods to impact the performance of programs.
4. Ability to analyse the traceability of algorithms
5. Ability to analyse the NP hardness and completeness

**II Year B.Tech. CSE (CYS)- II Sem****L/T/P/C****3/-/-/3****(R20A0026) DISCRETE MATHEMATICS****COURSE OBJECTIVES:**

1. Describe mathematical concepts as applied in computer science for solving logical problems.
2. Understanding the concepts of sets, functions, relations, recurrence relations and Lattices.
3. Understand the concepts on elementary combinations and permutations.
4. To develop the mathematical skills needed for advanced quantitative courses.
5. Analyze the properties of graphs and trees.

**UNIT – I:**

**Mathematical Logic:** Statements and notations, connectives, well-formed formulas, truth tables, tautology, equivalence implication; Normal forms: Disjunctive normal forms, conjunctive normal forms, principle disjunctive normal forms, principle conjunctive normal forms.

**Predicates :** Predicative logic, statement functions, variables and quantifiers, free and bound variables, rules of inference, consistency, proof of contradiction, automatic theorem proving.

**UNIT – II:**

**Posets and Lattices :** Relations and their properties, Properties of binary relations, equivalence, compatibility and partial ordering relations, lattices, Hasse diagram; Functions-Inverse function, composition of functions, recursive functions.

Lattices as partially ordered sets; Definition and examples, properties of lattices, sub lattices, some special lattices.

**UNIT - III :**

**Groups :** Algebraic structure, Groupoid, Monoid, Semi groups, Group ,Sub groups, Homomorphism and Isomorphism of groups.

**Elementary Combinatorics :** Basics of counting, The permutations, disarrangements, combinations, permutations and combinations with repetitions, constrained repetitions, the principal of Inclusion-Exclusion, Pigeon hole principle.

**UNIT-IV :**

**Advanced Counting Techniques :** Generating Function of Sequences, Recurrence relations, Solving Recurrence Relations by substitution and Generating function ,The method of Characteristic roots, Solutions of Inhomogeneous Recurrence Relations.

**UNIT-V :**

**Graphs Theory :** Introduction to Graphs ,Isomorphic graphs, Euler graphs, Hamiltonian graphs, Planar graphs, Graph coloring, Directed graphs, Weighted digraphs, chromatic numbers. Trees and their properties , Spanning trees, Directed trees, Binary trees Minimal Spanning Trees.

**TEXT BOOKS:**

1. C. L. Liu, D. P. Mohapatra, —Elements of Discrete Mathematics, Tata Mcgraw-Hill, India, 3<sup>rd</sup> Edition, 2008.

2. J. P. Tremblay, R. Manohar, Discrete Mathematical Structures with Applications to Computer Science , Tata McGraw Hill, India, 1st Edition,1997.
3. Joe L. Mott, Abraham Kandel, Theodore P. Baker,—Discrete Mathematics for Computer Scientists and Mathematicians, Prentice Hall of India Learning Private Limited, New Delhi, India, 2nd Edition,2010.

**REFERENCE BOOKS:**

1. Kenneth H. Rosen, —Discrete Mathematics and Its Applications, Tata McGraw-Hill, New Delhi, India, 6th Edition,2012.
2. Ralph P. Grimaldi, B. V. Ramana, —Discrete and Combinatorial Mathematics - An Applied Introduction, Pearson Education, India, 5th Edition,2011.
3. D. S. Malik, M. K. Sen, —Discrete Mathematical Structures: Theory and Applications, Thomson Course Technology, India, 1st Edition,2004.

**COURSE OUTCOMES:**

After learning the concepts of this paper the student will be able to

Apply Propositional and Predicate logic for a variety of problems in various domains.

1. Understand Set Theory, Venn Diagrams, relations, functions and apply them to Real-world Scenarios.
2. Understand General properties of Algebraic systems and study lattices as partially ordered sets and their applications.
3. Solve the recurrence relations and can be used to optimize algorithms.
4. To identify the basic properties of graphs and trees and use these concepts to model simple applications.
5. Understand the concept of various graph

**II Year B.Tech. CSE (CYS)- II Sem****L/T/P/C****3/-/-/3****(R20A0508) OBJECT ORIENTED PROGRAMMING THROUGH JAVA****COURSE OBJECTIVES:**

This course will enable the students :

1. To introduce the object oriented programming concepts.
2. To introduce the principles of inheritance and polymorphism; and demonstrate how they relate to the design of abstract classes and to implementation of packages and interfaces
3. To introduce the concepts of exception handling and multithreading.
4. To introduce the concepts of Collection Framework.
5. To introduce the design of Graphical User Interface using applets and swing controls.

**UNIT-I**

**Java Programming-** History of Java, comments, Java Buzz words, Data types, Variables, Constants, Scope and Lifetime of variables, Operators, Type conversion and casting, Enumerated types, Control flow- block scope, conditional statements, loops, break and continue statements, arrays, simple java stand alone programs, class, object, and its methods constructors, methods, static fields and methods, access control, this reference, overloading constructors, recursion, exploring string class, garbage collection.

**UNIT – II**

**Inheritance** – Inheritance types, super keyword, preventing inheritance: final classes and methods. **Polymorphism** – method overloading and method overriding, abstract classes and methods. **Interfaces-** Interfaces Vs Abstract classes, defining an interface, implement interfaces, accessing implementations through interface references, extending interface, inner class. **Packages-** Defining, creating and accessing a package, importing packages.

**UNIT-III**

**Exception handling-** Benefits of exception handling, the classification of exceptions - exception hierarchy, checked exceptions and unchecked exceptions, usage of try, catch, throw, throws and finally, creating own exception subclasses.

**Multithreading** – Differences between multiple processes and multiple threads, thread life cycle, creating threads, interrupting threads, thread priorities, synchronizing threads, inter-thread communication, producer consumer problem.

**UNIT-IV**

**Collection Framework in Java** – Introduction to java collections, Overview of java collection framework, Commonly used collection classes- Array List, Vector, Hash table, Stack, Lambda Expressions.

**Files-** Streams- Byte streams, Character streams, Text input/output, Binary input/output, File management using File class.

**Connecting to Database** – JDBC Type 1 to 4 drivers, Connecting to a database, querying a database and

processing the results, updating data with JDBC, Data Access Object (DAO).

## **UNIT-V**

**GUI Programming with Swing** - The AWT class hierarchy, Introduction to Swing, Swing Vs AWT, Hierarchy for Swing components, Overview of some Swing components – JButton, JLabel, JTextField, JTextArea, simple Swing applications, Layout management – Layout manager types – border, grid and flow

**Event Handling**- Events, Event sources, Event classes, Event Listeners, Delegation event model, Examples: Handling Mouse and Key events, Adapter classes.

## **TEXT BOOK:**

1. Java Fundamentals – A Comprehensive Introduction, Herbert Schildt and Dale Skrien, TMH.
2. Core Java: An Integrated Approach – Dr R Nageswara Rao

## **REFERENCE BOOKS:**

1. Java for Programmers, P.J.Deitel and H.M.Deitel, PEA (or) Java: How to Program , P.J.Deitel and H.M.Deitel, PHI
2. Object Oriented Programming through Java, P. Radha Krishna, Universities Press.
3. Thinking in Java, Bruce Eckel, PE
4. Programming in Java, S. Malhotra and S. Choudhary, Oxford Universities Press.
5. Design Patterns Erich Gamma, Richard Helm, Ralph Johnson and John Vlissides.

## **COURSE OUTCOMES:**

1. Able to understand the use of OOPs concepts.
2. Able to understand the use of abstraction, Packages and Interface in java.
3. Able to develop and understand exception handling, multithreaded applications with synchronization.
4. Able to understand the use of Collection Framework.
5. Able to design GUI based applications and develop applets for web applications.

**COURSE OBJECTIVES:**

This course will enable the students :

1. To study the physical and logical database designs, database modeling, relational, hierarchical, and network models
2. To understand and use data manipulation language to query, update, and manage a database
3. To develop an understanding of essential DBMS concepts such as: database security, integrity, concurrency, distributed database, and intelligent database, Client/Server (Database Server), Data Warehousing.
4. To design and build a simple database system and demonstrate competence with the fundamental tasks involved with modeling, designing, and implementing a DBMS.

**UNIT -I:**

Database System Applications, Purpose of Database Systems, View of Data – Data Abstraction –Instances and Schemas – Database Languages – database Access for applications Programs – Database Users and Administrator – Transaction Management – Database Architecture – Storage Manager – the Query Processor.

Data Models: Introduction to the Relational Model – Structure – Database Schema, Keys – Schema Diagrams. Database design– Other Models, ER diagrams – ER Model - Entities, Attributes and Entity sets – Relationships and Relationship sets – ER Design Issues – Concept Design – Conceptual Design with relevant Examples. Relational Query Languages, Relational Operations.

**UNIT -II:**

Relational Algebra – Selection and projection set operations – renaming – Joins – Division – Examples of Algebra overviews – Relational calculus – Tuple Relational Calculus (TRC) – Domain relational calculus (DRC).

Overview of the SQL Query Language – Basic Structure of SQL Queries, Set Operations, Aggregate Functions – GROUPBY – HAVING, Nested Sub queries, Views, Triggers, Procedures.

**UNIT- III:**

Normalization – Introduction, Non loss decomposition and functional dependencies, First, Second, and third normal forms – dependency preservation, Boyce/Codd normal form.

Higher Normal Forms - Introduction, Multi-valued dependencies and Fourth normal form, Join dependencies and Fifth normal form

**UNIT IV:**

Transaction Concept- Transaction State- Implementation of Atomicity and Durability – Concurrent Executions – Serializability- Recoverability – Implementation of Isolation – Testing for serializability- Lock – Based Protocols – Timestamp Based Protocols- Validation- Based Protocols – Multiple Granularity.

**UNIT V:**

Recovery and Atomicity – Log – Based Recovery – Recovery with Concurrent Transactions – Check Points - Buffer Management – Failure with loss of nonvolatile storage.

**TEXT BOOKS:**

1. Database System Concepts, Silberschatz, Korth, McGraw hill, Sixth Edition.(All UNITS except III th)
2. Database Management Systems, Raghu Ramakrishnan, Johannes Gehrke, TATA McGrawHill 3rd Edition.

**REFERENCE BOOKS:**

1. Fundamentals of Database Systems, Elmasri Navathe Pearson Education.
2. An Introduction to Database systems, C.J. Date, A.Kannan, S.Swami Nadhan, Pearson, Eight Edition for UNIT III.

**COURSE OUTCOMES:**

1. Demonstrate the basic elements of a relational database management system
2. Ability to identify the data models for relevant problems
3. Ability to design entity relationship and convert entity relationship diagrams into RDBMS and formulate SQL queries on the respect data
4. Apply normalization for the development of application software's

**II Year B.Tech. CSE (CYS)- II Sem****L/T/P/C****3/-/-/3****(R20A6201) FUNDEMENTALS OF NETWORK SECURITY****OBJECTIVES**

The course should enable the student to:

1. Understand the 4 Factors of Security.
2. Understanding the cryptography concepts and operations
3. Learn about physical security and network security
4. Learn about operating system and application security.
5. Understanding the audits and monitoring in security

**UNIT I THE CIA TRIAD**

Confidentiality, Integrity & Availability, what is Information Security? Identification and Authentication, Authorization and Access Control, Auditing and Accountability

**UNIT II CRYPTOGRAPHY, OPERATIONS SECURITY**

Modern Cryptography Tools, Protecting Data at rest, In motion, And In Use, Origins Of Operations Security, The Operations Security Process, Laws Of Operations Security, Operations Security in our Personal Lives

**UNIT III PHYSICAL SECURITY AND NETWORK SECURITY**

Introduction, Physical Security Controls, Protecting People, Data and Equipment. Protecting Networks, Protecting Network Traffic. Network Security Tools

**UNIT IV OPERATING SYSTEM AND APPLICATION SECURITY**

Operating System Hardening, Protecting Against Malware, Software Firewalls and Host Intrusion Detection, Operating System Security Tools, Software Development Vulnerabilities, Web Security, Database Security, Application Security Tools.

**UNIT V INFORMATION SECURITY - AUDIT AND MONITORING, INTELLIGENCE, COMPLIANCE, MANAGEMENT AND GOVERNANCE.**

Change and Security Implications, System Models, Targets and Methods, Log Management, Data Aggregation and Reduction, Notifications and Reporting, Monitoring and Control Challenges, Auditing Standards, SAS 70 Audits, Sarbanes-Oxley, Addressing Multiple Regulations for Information Security Technical Frameworks for IT Audits, Intelligence and Compliance, Management and Governance.

**TEXT BOOK**

1. Information Security Fundamentals by IBM ICE Publications.
2. Cryptography and Network Security, William Stallings, Pearson Education, 411i Edition
3. Cryptography and Network Security, Atul Kahate, McGrawHill, 2<sup>nd</sup> Edition

**REFERENCES:**

1. Introduction to Network Security, Neal Krawetz, CENGAGE Learning
2. Information Security, Principles and Practice, Mark Stamp, Wiley India.

**COURSE OUTCOMES:**

The students are able to:

1. Abide the 4 factors of security
2. Have an overview on cryptography.
3. Know the basic tools of information security
4. Know the basics of various security tools
5. Have an overview of audit, monitoring, intelligence

**OPEN ELECTIVE-I****(R20A1251) WEB DESIGNING TOOLS****COURSE OBJECTIVES:**

This course will enable the students :

- 1) To learn the basics of web & html programming
- 2) To introduce CSS and its style
- 3) To introduce Java Scripting & Dynamic Html
- 4) To introduce web server software AJAX & Php
- 5) Ability to create a own web design using of Ajax

**UNIT I**

Web Basics- Introduction, Concept of Internet- History of Internet, Protocols of Internet, World Wide Web, URL, Web Server, Web Browser, HTML-Introduction HTML-Basic Formatting Tags , HTML- Grouping Using Div Span, HTML-Lists,: HTML-Images, HTML-Hyperlink, HTML-Table, HTML- Iframe, HTML – Form HTML – Headers, HTML-Miscellaneous using tool Dreamweaver/ Visual studio

**UNIT II**

CSS –Introduction, Syntax, CSS-Selectors, CSS-Color Background Cursor, CSS-Text Fonts, CSS-Lists Tables, CSS -Box Model, CSS-Display Positioning, CSS Floats. Using tool using tool Dreamweaver/ Visual studio, Net Bean

**UNIT III**

Introduction of Java Script, JavaScript characteristics, Objects in Java Script, Dynamic HTML with Java Script. XMLHttpRequest- Introduction, XMLHttpRequest, The XMLHttpRequest Object, Events for the XMLHttpRequest Object, Request Object for XMLHttpRequest, Response Object for XMLHttpRequest. Using tool using tool Visual studio, Net Bean & Eclipse

**UNIT IV**

AJAX Introduction- Introduction, AJAX Introduction, AJAX Components, Handling Dynamic HTML with Ajax, CSS to Define Look and Feel, Understand the XML Mark-up, XMLHttpRequest. AJAX using XML and XMLHttpRequest- Introduction, Ajax Using XML and XMLHttpRequest, Accessing, Creating and Modifying XML Nodes, Loading XML Data into an HTML Page, Receiving XML Responses, Handling Response XML. Using tool using tool Visual studio, Net Bean & Eclipse

**UNIT V**

PHP Introduction- PHP Introduction, Structure of PHP, PHP Functions, AJAX with PHP, PHP Code and the Complete AJAX Example. AJAX with Database- Introduction, AJAX Database, Working of AJAX with PHP, Ajax PHP Database Form, AJAX PHP MySQL Select Query. Using tool using tool Visual studio, Net Bean & Eclipse.

**TEXT BOOKS:**

1. Web Programming ,Building Internet Applications, CHRIS BATES II Edition, Wiley Dreamtech.
2. Programming world wide web ,SEBESTA,PEARSON.

**REFERENCE BOOKS:**

1. Internet and World Wide Web – How to program, Dietel and Nieto PHI/Pearson
2. Ajax: The Complete Reference By Thomas Powell

3. PHP: The Complete reference-Steven Holzner Tata McGraw-Hill.
4. An Introduction to web Design and Programming –Wang-Thomson
5. Web Warrior Guide to Web Programming -Bai/Ekedaw-Thomas
6. Beginning Web Programming-Jon Duckett WROX

**COURSE OUTCOMES:**

- 1) Ability to learn to web application.
- 2) To develop a own style sheet
- 3) Ability to create a own java scripting web application.
- 4) Ability to create a own web design using of Ajax
- 5) Ability to create a own web design using of Php

**OPEN ELECTIVE-I**

**(R20A0551) INTRODUCTION TO DBMS**

**COURSE OBJECTIVES**

This course will enable the students :

- 1) To understand the basic concepts and the applications of database systems
- 2) To Master the basics of SQL and construct queries using SQL
- 3) To understand the relational database design principles
- 4) To become familiar with the basic issues of transaction processing and concurrency control
- 5) To become familiar with database storage structures and access techniques

**UNIT I: INTRODUCTION**

**Database:** Purpose of Database Systems, File Processing System Vs DBMS, History, Characteristic-Three schema Architecture of a database, Functional components of a DBMS. DBMS Languages-Database users and DBA.

**UNIT II: DATABASE DESIGN**

**ER Model:** Objects, Attributes and its Type. Entity set and Relationship set-Design Issues of ER model-Constraints. Keys-primary key, Super key, candidate keys. Introduction to relational model-Tabular, Representation of Various ER Schemas. ER Diagram Notations- Goals of ER Diagram- Weak Entity Set-Views.

**UNIT III: STRUCTURED QUERY LANGUAGE**

**SQL:** Overview, The Form of Basic SQL Query -UNION, INTERSECT, and EXCEPT– join operations: equi join and non equi join-Nested queries - correlated and uncorrelated- Aggregate Functions- Null values.Views, Triggers.

**UNIT IV - DEPENDENCIES AND NORMAL FORMS**

**Importance of a good schema design,:-** Problems encountered with bad schema designs, Motivation for normal forms- functional dependencies, -Armstrong's axioms for FD's- Closure of a set of FD's,- Minimal covers-Definitions of 1NF,2NF, 3NF and BCNF- Decompositions and desirable properties -

**UNIT V:**

**Transactions:** Transaction concept, transaction state, System log, Commit point, Desirable Properties of a Transaction, concurrent executions, serializability, recoverability, implementation of isolation, transaction definition in SQL, Testing for serializability, Serializability by Locks-Locking Systems with Several Lock Modes- Concurrency Control by Timestamps, validation.

**TEXT BOOKS:**

1. Abraham Silberschatz, Henry F. Korth, S. Sudarshan,|| Database System Concepts||, McGraw- Hill, 6th Edition , 2010.
2. Fundamental of Database Systems, by Elmasri, Navathe, Somayajulu, and Gupta, Pearson Education.

**REFERENCE BOOKS:**

- 1) Raghu Ramakrishnan, Johannes Gehrke, -Database Management System||, McGraw Hill., 3rd Edition

2007.

- 2) Elmasri&Navathe,||Fundamentals of Database System,|| Addison-Wesley Publishing, 5th Edition, 2008.
- 3) Date.C.J, -An Introduction to Database||, Addison-Wesley Pub Co, 8th Edition, 2006.
- 4) Peterrob, Carlos Coronel, -Database Systems – Design, Implementation, and Management||, 9th Edition, Thomson Learning, 2009.

**COURSE OUTCOMES:**

- 1) Demonstrate the basic elements of a relational database management system
- 2) Ability to identify the data models for relevant problems
- 3) Ability to design entity relationship and convert entity relationship diagrams into RDBMS and formulate SQL queries on the respect data

**OPEN ELECTIVE-I****(R20A0351) INTELLECTUAL PROPERTY RIGHTS****COURSE OBJECTIVES:**

- To understand the concepts IPR
- To understand Trademarks, Trade Secretes and GI of goods.
- To understand Copyrights, Patents and Industrial Designs.
- To learn about how to manage IP rights and legal aspects.
- To understand the concepts of Cyber laws in IPR.

**UNIT – I:**

**Introduction:** Introduction to Intellectual Property Rights, types of intellectual property, importance of intellectual property rights, Evolution of IP acts and treaties (WIPO & TRIPS), Agencies responsible for IPR registrations, Role and value of IP in international commerce, Issues affecting IP internationally.

**UNIT – II**

**Trade Marks:** Purpose and function of trademarks, Acquisition of trade mark rights, transfer of rights, Selecting and evaluating trademark, registration of trademarks, claims.

**Trade Secrets:** Trade secret law, determination of trade secret status, liability for misappropriation of trade secrets, trade secret litigation.

**Geographical Indications of Goods:** Basic aspects and need for the registration

**UNIT – III**

**Copyrights:** Fundamentals of copyright law, originality of material, right of reproduction, right to perform the work publicly, copyright ownership issues, notice of copyright.

**Patents:** Foundation of patent law, patent searching process, Basic Criteria of Patentability

**Industrial Designs:** Kind of protection provided in Industrial design

**UNIT – IV:**

**Managing IP Rights:** Acquiring IP Rights: letters of instruction, joint collaboration agreement, **Protecting IP Rights:** non disclosure agreement, cease and desist letter, settlement memorandum. **Transferring IP Rights:** Assignment contract, license agreement, deed of assignment

**UNIT- V**

**Introduction to Cyber law:** Information Technology Act, cyber crime and e-commerce, data security, confidentiality, privacy, international aspects of computer and online crime.

**COURSE OUTCOMES:**

## **B.Tech - CSE (CYBER SECURITY) - R-20 Regulation Syllabus**

---

- Learner should be able to demonstrate understanding of basic concepts of IPR.
- Able to differentiate between Trademarks, Trade secrets and GI of goods.
- Able to understand Copyrights, Patents and Industrial Designs..
- Able to manage and protect IP
- Will gain Knowledge on Cyber law

### **TEXT BOOKS:**

1. Intellectual property right by Deborah E Bouchoux
2. Cyber law, Text and cases South western special topics collection.
3. Intellectual property rights by N.K Acharya
4. Fundamentals of IPR for engineers, BY komal bansal

### **REFERENCES:**

Intellectual property rights by P. Radhakrishnan.

**OPEN ELECTIVE-I****(R20A0051) ENTERPRISE RESOURCE PLANNING****COURSE OBJECTIVES**

This course will enable the students :

- 1) To know the basics of ERP
- 2) To understand the key implementation of ERP
- 3) To know the business modules of ERP
- 4) To evaluate the current and future trends in ERP

**UNIT- I**

**INTRODUCTION:** Overview and Benefits of ERP, ERP Related Technologies- Business Process Reengineering (BPR), Online Analytical Processing (OLAP), Supply chain Management (SCM). Applications of ERP.

**UNIT -II**

**ERP IMPLEMENTATION:** Implementation and Product Lifecycle, Implementation Methodology, Planning Evaluation and selection of ERP systems, Organizing the Project Management and Monitoring. Case Study on Manufacturing.

**UNIT -III**

**ERP MODULES:** Business modules in an ERP Package- Manufacturing, Human Resources, Plant Maintenance, Materials Management, Data Warehousing, Data Mining, Quality Management, Sales and Distribution. Case Study in Banking Sector.

**UNIT- IV**

**POST IMPLEMENTATION:** Overview of ERP software solution. Maintenance of ERP- Organizational and Industrial impact; Success and Failure factors of ERP Implementation. Case Study of Success Story and Failure of Processing Sector.

**UNIT -V**

**EMERGING TRENDS IN ERP:** Extended ERP system, ERP add-ons –Customer Relations Management (CRM), Customer satisfaction (CS). Business analytics etc- Future trends in ERP systems-web enabled, Wireless technologies. Case Study in Service Sector.

**TEXT BOOKS:**

1. Jagan Nathan Vaman, ERP in Practice, Tata McGraw-Hill, 2008
2. Alexis Leon, "ERP Demystified", Tata McGraw Hill, New Delhi, 2000
3. Mahadeo Jaiswal and Ganesh Vanapalli, ERP Macmillan India, 2009.

**REFERENCE BOOKS:**

1. Alexis Leon, Enterprise Resource Planning, second edition, Tata McGraw-Hill, 2008.
2. Vinod Kumar Grag and N.K. Venkitakrishnan, ERP- Concepts and Practice, Prentice Hall of India, 2nd edition, 2006.
3. Joseph A Brady, Ellen F Monk, Bret Wagner, "Concepts in Enterprise Resource Planning", Thompson Course Technology, USA, 2001.

**COURSE OUTCOMES:**

- 1) To know the strategic importance of Enterprise Resource Planning

- 2) To Understand and implement ERP in various Sectors.

**OPEN ELECTIVE-I**

**(R20A0451) BASICS OF COMPUTER ORGANIZATION**

**COURSE OBJECTIVES:**

This course will enable the students :

- 1) To understand basic components and operations in a system.
- 2) To understand the execution of an instruction in a computer.
- 3) To acquire the knowledge to design of CPU.
- 4) To explore the memory organization.
- 5) To explore I/O organization and parallel processing in depth.

**UNIT I**

**Basic Structure of Computers:** Computer Types, Functional Units, Computer Registers, Basic Operational Concepts, Bus Structures, Software, Performance, Multiprocessors and Multi Computers. **Data Representation:** Fixed Point Representation, Floating – Point Representation.

**Register Transfer Language and Micro Operations:** RTL- Register transfers, Bus and Memory Transfers.

**Micro operations:** Arithmetic, Logic, Shift micro operations, Arithmetic logic shift unit.

**UNIT-II**

**Computer Arithmetic:** Addition and Subtraction, Multiplication Algorithms, Division Algorithms. Error detection and Correction Codes

**Basic Computer Organization and Design:** Instruction codes, Timing and Control, Computer Instructions: Memory Reference Instructions, Register Transfer Instructions, Input – Output Instructions, Instruction cycle. Interrupt and Interrupt cycle, Complete Computer Description

**UNIT III**

**Central Processing Unit organization:** General Register Organization, Stack organization, Instruction formats, Addressing Modes, Data Transfer and Manipulation, Program Control, **CISC** and **RISC** processors.

**Control Unit Design:** Control Memory, Address sequencing, Design of CU: Micro Programmed Control, Hardware Control, Micro Program example. **Case Study-** Introduction to x86 architecture.

**UNIT IV**

**Memory Organization:** Memory Hierarchy, Memory Interleaving, **Main Memory**-RAM and ROM chips, **Associative Memory**-Hardware Organization, Match logic. Mapping functions- Associate, Direct, Set Associative Mapping. **Cache Memory:** Hit Ratio, Cache Coherence, Cache writes policies. **Auxiliary memory:** Magnetic Disks, Magnetic Tapes Optical devices, Page Replacement Algorithms.

**UNIT V**

**Input –Output Organization:** Peripheral Devices, Input-Output Subsystems, I/O Device Interface, I/O Processor, I/O Transfers–Program Controlled, Interrupt Driven, and DMA, Interrupts and Exceptions. I/O Device Interfaces – SCII, USB.

**Pipelining and Vector Processing:** Basic Concepts, Instruction level Parallelism Throughput and Speedup, Pipeline hazards. Vector Processing: Applications, an Example for Vector Processing.

**TEXT BOOKS:**

1. Computer System Architecture|| by M. Morris Mano, 3<sup>rd</sup> Edition.
2. Computer Organization and Design: The Hardware/Software Interface||, 5th Edition by David A. Patterson and John L. Hennessy, Elsevier.
3. Computer Organization and Embedded Systems||, 6th Edition by Carl Hamacher, McGraw Hill Higher Education.

**REFERENCE BOOKS:**

1. Computer Architecture and Organization||, 3rd Edition by John P. Hayes, WCB/McGraw-Hill
2. Computer Organization and Architecture: Designing for Performance||, 10th Edition by William Stallings, Pearson Education.
3. Computer System Design and Architecture||, 2nd Edition by Vincent P. Heuring and Harry F. Jordan, Pearson Education.

**COURSE OUTCOMES:**

- 1) Able to understand functional components and micro operations in a computer.
- 2) Able to understand arithmetic operations and computer instructions.
- 3) Able to understand CPU organization and design of control unit.
- 4) Able to understand the Memory organization.
- 5) Able to understand I/O Transfer and Parallel Processing.
- 6) Able to analyze and apply the computer organization concepts to get the best performance of a computer.

**M R C E T CAMPUS | AUTONOMOUS INSTITUTION - UGC, GOVT. OF INDIA****II Year B.Tech. CSE (CYS)- II Sem****L/T/P/C  
0/-/3/1.5****(R20A0585) OBJECT ORIENTED PROGRAMMING THROUGH JAVA LAB****COURSE OBJECTIVES:**

1. To prepare students to become familiar with the Standard Java technologies of J2SE
2. To prepare students to excel in Object Oriented programming and to succeed as a Java Developer through global rigorous education.
3. To provide Students with a solid foundation in OOP fundamentals required to solve programming problems and also to learn Advanced Java topics like J2ME, J2EE, JSP, JavaScript
4. To inculcate in students professional and ethical attitude, multidisciplinary approach and an ability to relate Java programming issues to broader application context.
5. To provide student with an academic environment aware of excellence, written ethical codes and guidelines and lifelong learning needed for a successful professional career.

**Week 1:**

- a) Write a java program to find the Fibonacci series using recursive and non-recursive functions
- b) Write a program to multiply two given matrices.
- c) Write a program for Method overloading and Constructor overloading

**Week 2:**

- a) Write a program to demonstrate execution of static blocks, static variables & static methods.
- b) Write a program to display the employee details using Scanner class
- c) Write a program for sorting a given list of names in ascending order

**Week 3:**

- a) Write a program to implement single and Multi level inheritance
- b) Write a program to implement Hierarchical Inheritance.
- c) Write a program to implement method overriding.

**Week 4:**

- a) Write a program to create an abstract class named Shape that contains two integers and an empty method named printArea (). Provide three classes named Rectangle, Triangle and Circle such that each one of the classes extends the class Shape. Each one of the classes contains only the method printArea () that prints the area of the given shape.
- b) Write a program to implement Interface.
- c) Write a program to implement multiple and Hybrid Inheritance

**Week 5:**

- a) Write a program to create inner classes
- b) Write a program to create user defined package and demonstrate various access modifiers.
- c) Write a program to demonstrate the use of super and final keywords.

**Week 6 :**

- a) Write a program if number is less than 10 and greater than 50 it generate the exception

out of range. else it displays the square of number.

- b) Write a program with multiple catch Statements.
- c) write a program to implement nested try

Week 7:

- a) Write a Program to implement simple Thread by extending Thread class and implementing runnable interface.
- b) Write a program that implements a multi-thread application that has three threads
- c) write a program to set and print thread priorities

Week 8:

Write a program to implement following collections

- a) array List b) Vector
- c) Hash table d) Stack

Week 9:

- a) Write a program to demonstrate lambda expressions.
- b) Write a program for producer and consumer problem using Threads

Week 10:

- a) Write a program to list all the files in a directory including the files present in all its subdirectories.
- b) Write a Program to Read the Content of a File Line by Line

Week 11:

- a) Write a program that connects to a database using JDBC display all records in a table.
- b) Write a program to connect to a database using JDBC and insert values into it.
- c) Write a program to connect to a database using JDBC and delete values from it

Week 12:

Write a program that works as a simple calculator. Use a Grid Layout to arrange Buttons for digits and for the + - \* % operations. Add a text field to display the result.

### **COURSE OUTCOMES:**

Upon successful completion of this course, the students will be able to:

1. Analyze the necessity for Object Oriented Programming paradigm and overstructured programming and become familiar with the fundamental concepts in OOP.
2. Demonstrate an ability to design and develop Java programs, analyze, and interpret objectoriented data and report results.
3. Analyze the distinguish between various types of inheritance.
4. Demonstrate an ability to design an object oriented system, AWT components or multithreaded process as per needs and specifications.
5. Demonstrate an ability to visualize and work on laboratory and multidisciplinary tasks like console and windows applications for standalone programs.

**(R20A0586) DATABASE MANAGEMENT SYSTEMS LAB****COURSE OBJECTIVES:**

1. To explain basic database concepts, applications, data models, schemas and instances.
2. To demonstrate the use of constraints and relational algebra operations. IV. Describe the basics of SQL and construct queries using SQL.
3. To emphasize the importance of normalization in databases.
4. To facilitate students in Database design.
5. To familiarize issues of concurrency control and transaction management

**A. Practice on SQL Queries to acquire knowledge on RDBMS.****B. Case Study:**

**OBJECTIVE:** This lab enables the students to practice the concepts learnt in the subject DBMS by developing a database for an example company named "Roadway Travels" whose description is as follows. The student is expected to practice the designing, develop ing and querying a database in the context of example database -Roadway travels". Students are expected to use "Mysql" database.

**ROADWAY TRAVELS:** "Roadway Travels" is in business since 1997 with several buses connecting different places in India. Its main office is located in Hyderabad.

The company wants to computerize its operations in the following areas:

- Reservations and Ticketing
- Cancellations
- **Reservations & Cancellation:**
- **Reservations are directly handled by booking office. Reservations can be made 30 days in advance and tickets issued to passenger. One Passenger/person can book many tickets (to his/her family).** Cancellations are also directly handed at the booking office.

In the process of computerization of Roadway Travels you have to design and develop a Database which consists the data of Buses, Passengers, Tickets, and Reservation and cancellation details. You should also develop query's using SQL to retrieve the data from the database.

The above Process involves many steps like

1. Analyzing the problem and identifying the Entitites and Relationships,
2. E-R Model,
3. Relational Model
4. Normalization
5. Creating the database

## 6. Querying.

Students are supposed to work on these steps week wise and finally create a complete "Database System" to Roadway Travels. Examples are given at every experiment for guidance to students.

### **WEEK 1: E-R Model**

Analyze the problem carefully and come up with the entities in it. Identify what data has to be persisted in the database. This contains the entities, attributes etc.

Identify the primary keys for all the entities. Identify the other keys like candidate keys, partial keys, if any.

Example:

#### **ENTITIES:**

1. B U S
2. Ticket
3. Passenger

#### **RELATIONSHIPS:**

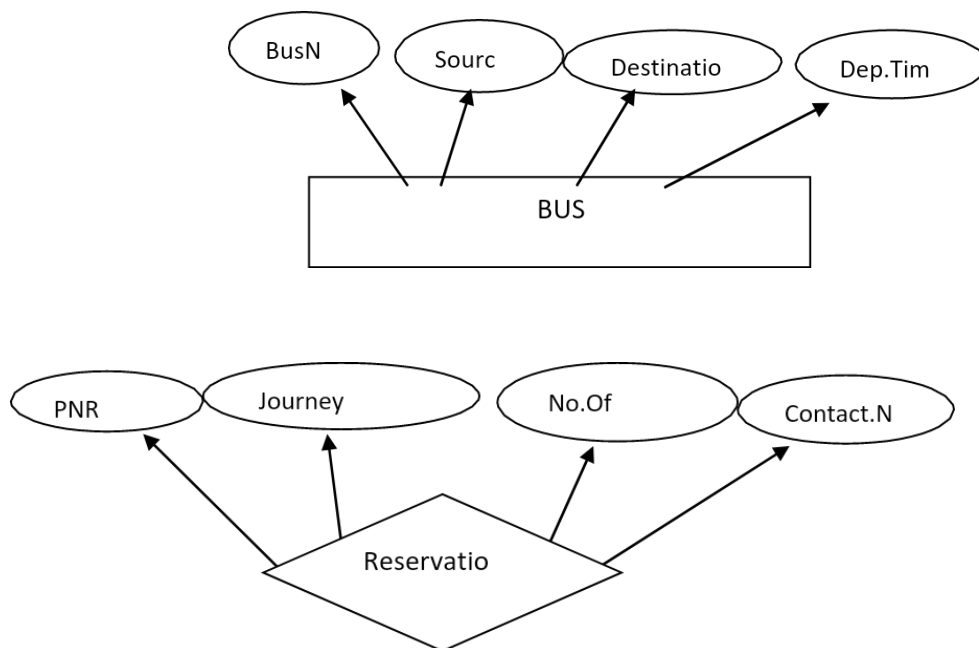
1. Reservation
2. Cancellation

#### **PRIMARY KEY ATTRIBUTES:**

1. Ticket ID (Ticket Entity)
2. Passport ID (Passenger Entity)
3. Bus\_NO (Bus Entity)

Apart from the above mentioned entities you can identify more. The above mentioned are few.

Ex: Bus Entity



Ex: Reservation relationship

**Note:** The student is required to submit a document by writing the Entities and Keys to the lab teacher

#### **WEEK 2: Concept design with E-R Model Note: -**

Relate the entities appropriately. Apply cardinalities for each relationship. Identify strong entities and weak entities (if any). Indicate the type of relationships (total/partial). Try to incorporate Generalization, Aggregation, Specialization etc wherever required.

**Note:** The student is required to submit a document by drawing the E-R diagram to the lab teacher.

#### **WEEK 3: Relational Model**

Represent all the entities (Strong, Weak) in tabular fashion.

Represent relationships in a tabular fashion. There are different ways of representing relationships as tables based on the cardinality. Represent attribute as columns in tables or as tables based on the requirement. Different types of attributes (Composite, Multi-valued and Derived) have different way of Representation.

Example: The passenger looks as below .This is an example. You can add more attributes based on your E-R-Model

This is not normalized table.

<u>Passenger</u>	Name	Age	Sex	Address	Ticket_id
<u>Passport ID</u>					

**Note:** The student is required to submit a document by represent relationships in a tabular fashion to the lab teacher.

#### **WEEK 4: Normalization**

Database normalization is a technique for designing relational database tables to minimize duplication of information and, in so doing, to safeguard the database against certain types of logical or structural problems, namely data anomalies. For example, when multiple instances of a given piece of information occur in a table, the possibility exists that these instances will not be kept consistent when the data within the table is updated, leading to a loss of data integrity. A table that is sufficiently normalized is less vulnerable to problems of this kind, because its structure reflects the basic assumptions for when multiple instances of the same information should be represented by a single instance only.

For the above table in the First normalization we can remove the multi valued attribute Ticket\_id and place it in another table along with the primary key of passenger.

**First Normal Form: The above table can be divided into two tables as shown below.**

<u>Passenger</u>	Name	Age	Sex	Address	<u>Passport ID</u>
------------------	------	-----	-----	---------	--------------------


<u>Passport_id</u>	Ticket_id
--------------------	-----------


You can do the second and third normal forms if required. Any how Normalized tables are given at the end.

## **WEEK 5: Installation of Mysql / MongoDB / NoSQL and practicing DDL, commands**

Installation of MySql / MongoDB / NoSQL . In this week you will learn Creating databases, How to create tables, altering the database, dropping tables and databases if not required. You will also try truncate, rename commands etc.

5.a) Example for creation of a normalized "Passenger" table. CREATE TABLE Passenger ( Passport\_id INTEGER PRIMARY KEY, Name VARCHAR (50) Not NULL, Age Integer Not NULL, Sex Char, Address VARCHAR (50) Not NULL);

Similarly create all other tables.

Note: Detailed creation of tables is given at the end.

## **5.b) Installation of MongoDB**

Installation of MongoDB on Windows, MongoDB is a cross-platform, document oriented database that provides, high performance, high availability, and easy scalability. MongoDB works on concept of collection and document. In this week You will Learn with MongoDB. How to create Database, Collection, Document, Field, Embedded Documents. Relationships in MongoDB represent how various documents are logically related to each other. Relationships can be modeled via **Embedded** and **Referenced** approaches.

Eg: MongoDB **db.createCollection(name, options)** is used to create collection.

#### Basic syntax of createCollection() method

```
>use test
switched to db test
>db.createCollection("mycollection")
{ "ok" : 1 }
>
```

created collection by using the command show collections.

```
>show collections
mycollection
system.indexes
```

#### 5.c) Installation of NoSQL

NoSQL is a non-relational database management Systems, different from traditional relational database management systems. It is designed for distributed data stores where very large scale of data storing needs. for example Google or Facebook which collects terabits of data every day for their users. Stands for Not Only SQL , No declarative query language, No predefined schema, Key-Value pair storage, Column Store, Document Store, Graph databases, Eventual consistency rather ACID property, Unstructured and unpredictable data, CAP Theorem, Prioritizes high performance, high availability and scalability, BASE Transaction

#### Key Value Pair Based

Data is stored in key/value pairs. It is designed in such a way to handle lots of data and heavy load.

Key-value pair storage databases store data as a hash table where each key is unique, and the value can be a JSON, BLOB(Binary Large Objects), string, etc.

For example, a key-value pair may contain a key.

Key	Value
Name	Joe Bloggs
Age	42
Occupation	Stunt Double
Height	175cm
Weight	77kg

Redis, Dynamo, Riak are some examples of key-value store DataBases. They are all based on Amazon's Dynamo paper.

**Column-based NoSQL databases** are widely used to manage data warehouses, business intelligence, CRM, Library card catalogs,

ColumnFamily			
Row Key	Column Name		
	Key	Key	Key
	Value	Value	Value
	Column Name		
	Key	Key	Key
	Value	Value	Value

HBase, Cassandra, HBase, Hypertable are examples of column based database.

### Document-Oriented:

Document-Oriented NoSQL DB stores and retrieves data as a key value pair but the value part is stored as a document. The document is stored in JSON or XML formats. The value is understood by the DB and can be queried.

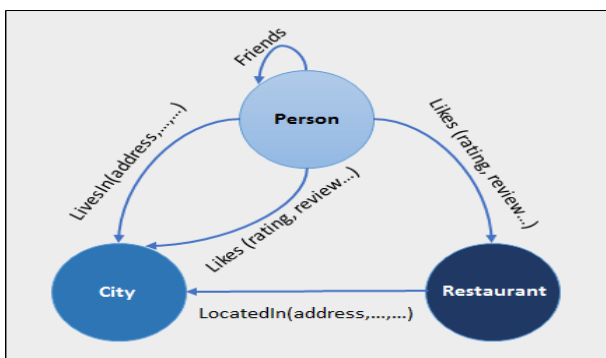
Col1	Col2	Col3	Col4
Data	Data	Data	Data
Data	Data	Data	Data
Data	Data	Data	Data

Document 1	Document 2	Document 3
{ "prop1": data, "prop2": data, "prop3": data, "prop4": data }	{ "prop1": data, "prop2": data, "prop3": data, "prop4": data }	{ "prop1": data, "prop2": data, "prop3": data, "prop4": data }

### Graph-Based

A graph type database stores entities as well the relations amongst those entities. The entity is stored as a node with the relationship as edges. An edge gives a relationship between nodes. Every node and edge has a unique identifier.



### Experiment 6: Practicing DML commands

DML commands are used to for managing data within schema objects. Some examples:

- SELECT - retrieve data from the a database
- INSERT - insert data into a table
- UPDATE - updates existing data within a table
- DELETE - deletes all records from a table, the space for The records remain

**Inserting values into "Bus" table:**

Insert into Bus values(1234,'hyderabad', 'tirupathi'); Insert into Bus values (2345,'hyderabad' 'Banglore'); Insert into Bus values (23,'hyderabad','Kolkata');

Insert into Bus values (45,'Tirupathi','Banglore'); Insert into Bus values (34,'hyderabad','Chennai');

**Inserting values into "Passenger" table:**

Insert into Passenger values (1, 45,'ramesh', 45,'M', 'abc123'); Insert into Passenger values (2, 78,'geetha', 36,'F','abc124'); Insert into Passenger values (45, 90,' ram', 30,'M','abc12'); Insert into Passenger values (67, 89,' ravi', 50,'M','abc14'); Insert into Passenger values (56, 22,'seetha', 32,'F','abc55');

**Few more Examples of DML commands:**

Select \* from Bus; (selects all the attributes and display) UPDATE BUS SET Bus No = 1 WHERE BUS NO=2;

**WEEK 7: Querying**

In this week you are going to practice queries (along with sub queries) using ANY, ALL, IN, Exists, NOT EXISTS, UNION, INTERSECT, Constraints etc.

**Practice the following Queries:**

Display unique PNR\_no of all Passengers. Display all the names of male passengers. Display the ticket numbers and names of all the passengers.

Find the ticket numbers of the passengers whose name start with 'r' and ends with 'h'. Find the names of passengers whose age is between 30 and 45.

Display all the passengers names beginning with 'A' Display the sorted list of passengers names

**WEEK 8 and WEEK 9: Querying (continued...)**

You are going to practice queries using Aggregate functions (COUNT, SUM, AVG, and MAX and MIN), GROUP BY, HAVING and Creation and dropping of Views.

Write a Query to display the Information present in the Passenger and cancellation tables. Hint: Use UNION Operator.

Display the number of days in a week on which the 9W01 bus is available.

Find number of tickets booked for each PNR\_no using GROUP BY CLAUSE. Hint: Use GROUP BY on PNR\_No.

Find the distinct PNR numbers that are present.

Find the number of tickets booked by a passenger where the number of seats is greater than 1.Hint: Use GROUP BY, WHERE and HAVING CLAUSES.

Find the total number of cancelled seats.

### **WEEK 10: Triggers**

In this week you are going to work on Triggers. Creation of insert trigger, delete trigger, update trigger. Practice triggers using the above database.

#### **Eg: CREATE TRIGGER updcheck BEFORE UPDATE ON passenger FOR EACH ROW BEGIN**

IF NEW.Tickent NO > 60 THEN SET New.Tickent no = Ticket no; ELSE SET

New.Ticket no = 0; END IF;

END;

### **WEEK 11: Stored Procedures**

In this session you are going to learn Creation of stored procedure, Execution of procedure and modification of procedure. Practice procedures using the above database.

#### **Eg: CREATE PROCEDURE myProc()**

BEGIN

SELECT COUNT (Tickets) FROM Ticket WHERE age>=40; End;

### **WEEK 12: PL/SQL**

In this session you are going to learn PL/SQL programs with Oracle Database

### **WEEK 13: DCL Commands**

DCL commands are used to for granting the permissions for security of data within the users.

### **REFERENCE BOOKS:**

1. Introduction to SQL, Rick F.Vander Lans, Pearson education..
2. Oracle PL/SQL, B.Rosenzweig and E.Silvestrova, Pearson education.
3. Oracle PL/SQL Programming, Steven Feuerstein,SPD.
4. SQL & PL/SQL for Oracle 10g,B lack Book, Dr.P.S.Deshpande, Dream Tech.
5. Oracle Database 11 g P L/S QL Programming, M .M c Laughlin,TMH.
6. SQL Fundamentals, J.J.Patrick, Pearson Education.

### **COURSE OUTCOMES:**

The students will be able:

1. Apply the basic concepts of Database Systems and Applications.
2. Use the basics of SQL and construct queries using SQL in database creation and interaction.
3. Design a commercial relational database system (Oracle, MySQL) by writing SQL using the system.
4. Analyze and Select storage and recovery techniques of database system.
5. Learning about how to work in PL/SQL programs with Oracle Database

**INTRODUCTION**

In every era of human life, studying abroad has allowed one to experience another part of oneself in a different setting. Additionally, if all that hurry is geared towards success in one's career, international education will most definitely be worth one's time. It is not only an expedition of self-discovery but also an investment in one's resume.

The world, today, is redefining knowledge and great leadership to encompass critical values that are key to meeting modern career challenges. To meet the current requirements, a study delineating Global Education is of utmost importance towards prospective growth.

**COURSE OBJECTIVES:**

This course will enable the students :

1. To assist students to understand the broad scope of engineering.
2. To equip the students to study the academic subjects with better perspective of the expectations of the international standards
3. To familiarize students with the financial requirements and ways to receive monetary aid
4. To enable students' understanding of the various admission tests
5. To acquaint them with their own skill set and train the students towards skills development

**UNIT -I**

Importance and relevance of Engineering in today's and futuristic contexts.

The jobs that will thrive in the market in the coming decades. For eg., Robot Manufacturer & service Management, Big Data & AI Scientists, Artificial Bodies Manufacturer, Gene Designers, etc

**UNIT -II**

Countries and their entry requirements Non-immigrant student visas, Work Permit visas

**UNIT -III**

Admission tests to colleges and universities world-over PSAT, SAT, TOEFL, AP, IELTS...

**UNIT -IV**

Financial capacity requirements

Scholarships, Full scholarships, merit scholarships, on-campus jobs

**UNIT -V**

Skills Mapping - Match one's skills with jobs, Skills development

**COURSE OUTCOMES**

After completion of the course, the students will be able to:

1. Comprehend the usage of engineering in various fields and disciplines.
2. Identify the right college and country to pursue higher education.
3. Prepare themselves for the skill-oriented academics and prospective growth.
4. Plan for their future education with the precise financial management.
5. Discover and discuss their skill set and the jobs that map their skills.

**BACHELOR OF TECHNOLOGY (B.Tech)**

# **CYBER SECURITY**

## **COURSE STRUCTURE & SYLLABUS (R20)**

**(Batches admitted from the academic year 2020 - 2021)**

### **III Year B.Tech. CSE (CYS) I Semester**

**M R C E T CAMPUS | AUTONOMOUS INSTITUTION - UGC, GOVT. OF INDIA**

**III Year B.Tech. CSE(CYS)- I Sem**

**L/T/P/C**

**3/-/-/3**

<b>(R20A1202) AUTOMATA AND COMPILER DESIGN</b>
--

**COURSE OBJECTIVES:**

This course will enable the students :

1. To provide an understanding of automata, grammars, language translators.
2. To know the various techniques used in compiler construction.
3. To learn about language classes & grammars relationship among them with the help of Chomsky hierarchy.
4. To be aware of the process of semantic analysis.
5. To analyse the code optimization & code generation techniques.

**UNIT - I**

**Formal Language and Regular Expressions:** Languages, Definition Languages regular expressions, Finite Automata - DFA, NFA. Conversion of regular expression to NFA, NFA to DFA. Context Free grammars and parsing, derivation, parse trees, Application of Finite Automata.

**UNIT - II**

**Introduction To Compiler:** Phases of Compilation, ambiguity LL(K) grammars and LL(1) parsing Bottom up parsing handle pruning LR Grammar Parsing, LALR parsing, parsing ambiguous grammars, YACC programming specification. **Semantics:** Syntax directed translation, S-attributed and L-attributed grammars.

**UNIT - III**

**Intermediate code:** abstract syntax tree, translation of simple statements and control flow statements. Context Sensitive features -Chomsky hierarchy of languages and recognizers. Type checking, type conversions, equivalence of type expressions, overloading of functions and operations.

**UNIT - IV**

**Run time storage:** Storage organization, storage allocation strategies scope access to local names. Code optimization: Principal sources of optimization, optimization of basic blocks, peephole optimization.

**UNIT - V**

**Code generation:** Machine dependent code generation, object code forms, generic code generation algorithm, Register allocation and assignment. Using DAG representation of Block.

**TEXT BOOKS:**

1. Introduction to Theory of computation Sipser, 2nd Edition, Thomson.
2. Compilers Principles, Techniques and Tools Aho, Ullman, Ravisethi, Pearson Education.

**REFERENCE BOOKS:**

1. Modern Compiler Implementation in C- Andrew N. Apple, Cambridge University Press.
2. Lex & yacc – John R. Levine, Tony Mason, Doug Brown, O'reilly Modern Compiler Design- Dick Grune, Henry E. Bal, Cariel T. H. Jacobs, Wiley dream tech.
3. Engineering a Compiler-Cooper & Linda, Elsevier.
4. Compiler Construction, Loudon, Thomson.
5. Introduction to Automata Theory Languages and Computation". Hopcroft H.E. and Ullman J.D. Pearson Education.

**COURSE OUTCOMES:**

Upon completion of this course, the student should be able to:

1. Explain deterministic and non-deterministic machines.
2. Design a deterministic finite-state machine to accept a specified language.
3. Determine a language's location in the Chomsky hierarchy (regular sets, context-free, context-sensitive, and recursively enumerable languages).
4. Explain how a compiler can be constructed for a simple context free language.
5. Apply the code optimization & code generation techniques.

**(R20A0513) ARTIFICIAL INTELLIGENCE****COURSE OBJECTIVES:**

1. To train the students to understand different types of AI agents.
2. To understand various AI search algorithms.
3. Fundamentals of knowledge representation, building of simple knowledge-based systems and to apply knowledge representation.
4. Fundamentals of reasoning
5. Study of Markov Models enable the student ready to step into applied AI.

**UNIT - I:**

**Introduction:** AI problems, Agents and Environments, Structure of Agents, Problem Solving Agents Basic Search Strategies: Problem Spaces, Uninformed Search (Breadth-First, Depth-First Search, Depth-first with Iterative Deepening), Heuristic Search (Hill Climbing, Generic Best-First, A\*), Constraint Satisfaction (Backtracking, Local Search)

**UNIT - II:**

**Advanced Search:** Constructing Search Trees, Stochastic Search, A\* Search Implementation, Minimax Search, Alpha-Beta Pruning Basic Knowledge Representation and Reasoning: Propositional Logic, First-Order Logic, Forward Chaining and Backward Chaining, Introduction to Probabilistic Reasoning, Bayes Theorem

**UNIT - III:**

**Advanced Knowledge Representation and Reasoning:** Knowledge Representation Issues, Nonmonotonic Reasoning, Other Knowledge Representation Schemes

**Reasoning Under Uncertainty:** Basic probability, Acting Under Uncertainty, Bayes' Rule, Representing Knowledge in an Uncertain Domain, Bayesian Networks

**UNIT - IV:**

**Learning:** What Is Learning? Rote Learning, Learning by Taking Advice, Learning in Problem Solving, Learning from Examples, Winston's Learning Program, Decision Trees.

**UNIT - V:**

**Expert Systems:** Representing and Using Domain Knowledge, Shell, Explanation, Knowledge Acquisition.

**TEXT BOOKS:**

1. Russell, S. and Norvig, P, Artificial Intelligence: A Modern Approach, Third Edition, PrenticeHall, 2010.

**REFERENCES:**

1. Artificial Intelligence, Elaine Rich, Kevin Knight, Shivasankar B. Nair, The McGraw Hill publications, Third Edition, 2009.
2. Artificial Intelligence: Structures and Strategies for Complex Problem Solving, Pearson Education, 6th ed., 2009.

**COURSE OUTCOMES:**

1. Understand the informed and uninformed problem types and apply search strategies to solve them.
2. Apply difficult real life problems in a state space representation so as to solve those using AI techniques like searching and game playing.
3. Design and evaluate intelligent expert models for perception and prediction from intelligent environment.
4. Formulate valid solutions for problems involving uncertain inputs or outcomes by using decision making techniques.
5. Demonstrate and enrich knowledge to select and apply AI tools to synthesize information and develop models within constraints of application area

**(R20A6202) CYBER SECURITY****COURSE OBJECTIVES:**

This course will enable the students:

1. To familiarize various types of cyber-attacks and cyber-crimes
2. To give an overview of the cyber laws
3. To study the defensive techniques against these attacks
4. To study cyber security challenges and implications.
5. To know about Cyber Security.

**UNIT - I:**

**Introduction to Cyber Security:** Basic Cyber Security Concepts, layers of security, Vulnerability, threat, Harmful acts, Internet Governance – Challenges and Constraints, Computer Criminals, CIA Triad, Assets and Threat, motive of attackers, active attacks, passive attacks, Software attacks, hardware attacks, Spectrum of attacks, Taxonomy of various attacks, IP spoofing, Methods of defense, Security Models, risk management, Cyber Threats-Cyber Warfare, Cyber Crime, Cyber terrorism, Cyber Espionage, etc., Comprehensive Cyber Security Policy

**UNIT - II:**

**Cyberspace and the Law & Cyber Forensics:** Introduction, Cyber Security Regulations, Roles of International Law. The INDIAN Cyberspace, National Cyber Security Policy. Introduction, Historical background of Cyber forensics, Digital Forensics Science, The Need for Computer Forensics, Cyber Forensics and Digital evidence, Forensics Analysis of Email, Digital Forensics Lifecycle, Forensics Investigation, Challenges in Computer Forensics, Special Techniques for Forensics Auditing.

**UNIT - III:**

**Cybercrime: Mobile and Wireless Devices:** Introduction, Proliferation of Mobile and Wireless Devices, Trends in Mobility, Credit card Frauds in Mobile and Wireless Computing Era, Security Challenges Posed by Mobile Devices, Registry Settings for Mobile Devices, Authentication service Security, Attacks on Mobile/Cell Phones, Mobile Devices: Security Implications for Organizations, Organizational Measures for Handling Mobile, Organizational Security Policies and Measures in Mobile Computing Era, Laptops.

**UNIT - IV:**

**Cyber Security: Organizational Implications:** Introduction, cost of cybercrimes and IPR issues, web threats for organizations, security and privacy implications, social media marketing: security risks and perils for organizations, social computing and the associated challenges for organizations.

**Cybercrime and Cyber terrorism:** Introduction, intellectual property in the cyberspace, the ethical dimension of cybercrimes the psychology, mindset and skills of hackers and other cyber criminals.

**UNIT - V:**

**Privacy Issues:** Basic Data Privacy Concepts: Fundamental Concepts, Data Privacy Attacks, Data linking and profiling, privacy policies and their specifications, privacy policy languages, privacy in different domains- medical, financial, etc.

**Cybercrime: Examples and Mini-Cases**

**Examples:** Official Website of Maharashtra Government Hacked, Indian Banks Lose Millions of Rupees, Parliament Attack, Pune City Police Bust Nigerian Racket, e-mail spoofing instances. **Mini-Cases:** The Indian Case of online Gambling, An Indian Case of Intellectual Property Crime, Financial Frauds in Cyber Domain

**TEXT BOOKS:**

1. Nina Godbole and Sunit Belpure, Cyber Security Understanding Cyber Crimes, Computer Forensics and Legal Perspectives, Wiley
2. B. B. Gupta, D. P. Agrawal, Haoxiang Wang, Computer and Cyber Security: Principles, Algorithm, Applications, and Perspectives, CRC Press, ISBN 9780815371335, 2018.

**REFERENCE BOOKS:**

1. Cyber Security Essentials, James Graham, Richard Howard and Ryan Otson, CRC Press.
2. Introduction to Cyber Security , Chwan-Hwa(john) Wu,J.David Irwin.CRC Press T&F Group

**COURSE OUTCOMES:**

Student will be able to

1. Understand basic concepts of Cyber Crimes.
2. Ability to identify the attacks in CyberCrimes
3. Able to specify the suitable methods used in Cyber Crime
4. Ability to face cyber security challenges
5. Understand Cyber laws

**PROFESSIONAL ELECTIVE – I****(R20A6203) ) INFORMATION TECHNOLOGY SECURITY EVALUATION CRITERIA (ITSEC)****COURSE OBJECTIVES**

The course should enable the student to:

1. Learn about technical security measures and its the evaluation process.
2. Learn about different functionality available in security.
3. To understand the assurance and various aspects with effectiveness.
4. To learn how to measure the Correctness in assurance.
5. To understand the various steps in human factors prevention

**UNIT I : SCOPE**

Technical Security Measures, Systems and Products, Functionality and Assurance, Classes and Levels, Assurance Profiles, The Evaluation Process, The Certification Process, Relationship to the TCSEC

**UNIT II : FUNCTIONALITY**

Introduction, The Security Target, Generic Headings, Predefined Classes, Specification Style, Formal Models of Security Policy

**UNIT III : ASSURANCE – EFFECTIVENESS**

Introduction, Description of the Approach, Systems and Products, Effectiveness Criteria – Construction - Aspect 1 - Suitability of Functionality, -Aspect 2 - Binding of Functionality, -Aspect 3 - Strength of Mechanisms, -Aspect 4 - Construction Vulnerability Assessment, Effectiveness Criteria – Operation -Aspect 1 - Ease of Use, -Aspect 2 - Operational Vulnerability Assessment

**UNIT IV : ASSURANCE – CORRECTNESS**

Introduction, Characterization, Summary of Requirements, Approach to Descriptions, Layout of Correctness Criteria

**UNIT V : PREVENTION: HUMAN FACTORS**

Ethical Decision Making and High Technology - Introduction: The ABCs of Computer Ethics -Introduction: Awareness, Basics, Considerations, Security Policy Guidelines - Introduction, Terminology, Resources for Policy Writers, Writing the Policies, Organizing the Policies, Presenting the Policies, Maintaining Policies, Security Policy Guidelines - Introduction, Terminology, Resources for Policy Writers, Writing the Policies, Organizing the Policies, Presenting the Policies, Maintaining Policies.

**TEXT BOOK**

1. Information Technology Security Evaluation Criteria (ITSEC) by IBM ICE Publications.

**COURSE OUTCOMES**

The students should be able to:

1. Have a basic knowledge on SCOPE and its evaluation process.
2. Basic knowledge on different functionality available in security
3. Have an understanding on effectiveness of assurances.
4. Have an understanding on correctness of assurances.
5. Student able to learn about different human factors and its prevention

**PROFESSIONAL ELECTIVE – I**

**(R20A0562) COMPUTER GRAPHICS**

**COURSE OBJECTIVES:**

1. The computer graphics will give you *hands-on experience* at developing interactive, real-time rendering applications using OpenGL.
2. A major use of computer graphics is in design processes, particularly for engineering and architectural systems, but almost products are now computer designed.
3. To study the fundamental concepts of graphics like line drawings to advanced concepts like rendering , ray tracing to computer animation
4. To Changes in orientation, size and shape are accomplished with geometric transformations that alter the coordinate descriptions objects.
5. To study the visible surface detection methods for identifying visible surfaces and eliminating hidden surfaces.

**UNIT I :**

Introduction, Application areas of Computer Graphics, overview of graphics systems, video-display devices, raster-scan systems, random scan systems, graphics monitors and work stations and input devices

Output primitives : Points and lines, line drawing algorithms, mid-point circle and ellipse algorithms. Filled area primitives: Scan line polygon fill algorithm, boundary-fill and flood-fill algorithms

**UNIT II**

2-D geometrical transformations : Translation, scaling, rotation, reflection and shear transformations, matrix representations and homogeneous coordinates, composite transforms, transformations between coordinate systems.

2-D viewing : The viewing pipeline, viewing coordinate reference frame, window to view-port coordinate transformation, viewing functions, Cohen-Sutherland and Cyrus-beck line clipping algorithms, Sutherland –Hodgeman polygon clipping algorithm.

**UNIT III**

3-D object representation : Polygon surfaces, quadric surfaces, spline representation, Hermite curve, Bezier curve and B-Spline curves, Bezier and B-Spline surfaces. Basic illumination models, polygon rendering Methods.

3-D Geometric transformations : Translation, rotation, scaling, reflection and shear transformations, composite transformations. 3-D viewing : Viewing pipeline, viewing coordinates, view volume and general projection transforms and clipping

**UNIT IV**

**Visible surface detection methods** : Classification, back-face detection, depth-buffer, scan-line, depth sorting, BSP-tree methods, area sub-division and octree methods.

**UNIT V**

**Computer animation** : Design of animation sequence, general computer animation functions, raster animation, computer animation languages, key frame systems, motion specifications

**TEXT BOOKS :**

1. "Computer Graphics *C version*", Donald Hearn and M.Pauline Baker, Pearson Education.
2. "Computer Graphics Principles & practice", second edition in C, Foley, VanDam, Feiner and Hughes, Pearson Education.

**REFERENCES :**

1. "Computer Graphics", second Edition, Donald Hearn and M.Pauline Baker, PHI/Pearson Education.
2. "Computer Graphics Second edition", Zhigand xiang, Roy Plastock, Schaum's outlines, Tata Mc- Graw hill edition.
3. Procedural elements for Computer Graphics, David F Rogers, Tata Mc Graw hill, 2nd edition.
4. "Principles of Interactive Computer Graphics", Neuman and Sproul, TMH.
5. Principles of Computer Graphics, Shalini Govil, Pai, 2005, Springer.
6. Computer Graphics, Steven Harrington, TMH

**COURSE OUTCOMES:**

- 1 Students will demonstrate an understanding of contemporary graphics hardware and software.
- 2 Students will create interactive graphics applications in C++ using one or more graphics application programming interfaces.
- 3 Students will write program functions to implement graphics primitives and demonstrate geometrical transformations.
- 4 Students will demonstrate an understanding of the use of object hierarchy in graphics applications.
- 5 Students will write program functions to implement visibility detection  
Students will write programs that demonstrate computer graphics animation.

**PROFESSIONAL ELECTIVE – I**  
**(R20A0511) SOFTWARE ENGINEERING**

**COURSE OBJECTIVES:**

1. To provide the idea of decomposing the given problem into Analysis, Design, Implementation, Testing and Maintenance phases
2. To understand software process models such as waterfall and evolutionary models and software requirements and SRS document.
3. To understand different software design and architectural styles & software testing approaches such as unit testing and integration testing.
4. To understand quality control and how to ensure good quality software through quality assurance .
5. To gain the knowledge of how Analysis, Design, Implementation, Testing and Maintenance processes are conducted in an object oriented software projects.

**UNIT -I:**

**Introduction to Software Engineering:** The evolving role of software, Changing Nature of Software, Software myths.

**A Generic view of process:** Software engineering- A layered technology, a process framework, The Capability Maturity Model Integration (CMMI), Process patterns, process assessment, personal and team process models.

**Process models:** The waterfall model, Incremental process models, Evolutionary process models, The Unified process.

**UNIT-II:**

**Software Requirements:** Functional and non-functional requirements, User requirements, System requirements, Interface specification, the software requirements document.

**Requirements engineering process:** Feasibility studies, Requirements elicitation and analysis, Requirements validation, Requirements management.

**System models:** Context Models, Behavioral models, Datamodels, Object models, structured methods, UML Diagrams.

**UNIT-III:**

**Design Engineering:** Design process and Design quality, Design concepts, the design model.

**Creating an architectural design:** Software architecture, Data design, Architectural styles and patterns, Architectural Design.

**Performing User interface design:** Golden rules, User interface analysis and design, interface analysis, interface design steps, Design evaluation.

**UNIT-IV:**

**Testing Strategies:** A strategic approach to software testing, test strategies for conventional software, Black-Box and White-Box testing, Validation testing, System testing, the art of Debugging. **Risk management:** Reactive vs. Proactive Risk strategies, software risks, Risk identification, Risk projection, Risk refinement RMMM, RMMM Plan.

**UNIT-V:**

Quality Management: Software Quality, Quality concepts, Software quality assurance, Software Reviews, Formal technical reviews, Statistical Software quality Assurance, Software reliability, The ISO 9000 quality standards.

Case Study – ATM Management System.

**TEXT BOOKS :**

1. Software Engineering A practitioner's Approach, Roger S Pressman, 6th edition. McGrawHill International Edition.
2. Software Engineering, Ian Sommerville, 7th edition, Pearson education.

**REFERENCE BOOKS :**

1. Software Engineering, A Precise Approach, Pankaj Jalote, Wiley India, 2010.
2. Software Engineering: A Primer, Waman S Jawadekar, Tata McGraw-Hill, 2008
3. Fundamentals of Software Engineering, Rajib Mall, PHI, 2005
4. Software Engineering, Principles and Practices, Deepak Jain, Oxford University Press.
5. Software Engineering1: Abstraction and modelling, Diner Bjorner, Springer International edition, 2006.
6. Software Engineering2: Specification of systems and languages, Diner Bjorner, Springer International edition 2006.
7. Software Engineering Foundations, Yingux Wang, Auerbach Publications, 2008.
8. Software Engineering Principles and Practice, Hans Van Vliet, 3rd edition, John Wiley & Sons Ltd.
9. Software Engineering3: Domains, Requirements, and Software Design, D. Bjorner, Springer International Edition.
10. Introduction to Software Engineering, R. J. Leach, CRC Press.

**COURSE OUTCOMES:**

1. Ability to decompose the given project in various phases of a lifecycle
2. Ability to translate end-user requirements into system and software requirements, using e.g. UML, and structure the requirements in a Software Requirements Document (SRD).
3. Identify and apply appropriate software architectures and patterns to carry out high level design of a system and be able to critically compare alternative choices.
4. Will have experience and/or awareness of testing problems and will be able to develop a simple testing report.
5. Ability to apply the knowledge, techniques, and skills in the development of a software product

**PROFESSIONAL ELECTIVE – II****(R20A6204) DATABASE SECURITY****COURSE OBJECTIVES:**

1. Give an Overview of information security
2. Give an overview of Access control of relational databases
3. To learn the security of databases
4. To learn the design techniques of database security
5. To learn the secure software design

**UNIT - I**

The Web Security, The Web Security Problem, Risk Analysis and Best Practices Cryptography and the Web: Cryptography and Web Security, Working Cryptographic Systems and Protocols, Legal Restrictions on Cryptography, Digital Identification

**UNIT - II**

The Web's War on Your Privacy, Privacy-Protecting Techniques, Backups and Antitheft, Web Server Security, Physical Security for Servers, Host Security for Servers, Securing Web Applications

**UNIT - III**

Database Security: Recent Advances in Access Control, Access Control Models for XML, Database Issues in Trust Management and Trust Negotiation, Security in Data Warehouses and OLAP Systems

**UNIT - IV**

Security Re-engineering for Databases: Concepts and Techniques, Database Watermarking for Copyright Protection, Trustworthy Records Retention, Damage Quarantine and Recovery in Data Processing Systems, Hippocratic Databases: Current Capabilities and

**UNIT - V**

Future Trends Privacy in Database Publishing: A Bayesian Perspective, Privacy-enhanced Location based Access Control, Efficiently Enforcing the Security and Privacy Policies in a Mobile Environment.

**TEXTBOOKS:**

1. Web Security, Privacy and Commerce Simson GARfinkel, Gene Spafford, O'Reilly.
2. Handbook on Database security applications and trends Michael Gertz, Sushil Jajodia

**COURSE OUTCOMES:**

Students should be able to

- 1.Understand the Web architecture and applications
- 2.Understand client side and service side programming
- 3.Understand how common mistakes can be bypassed and exploit the application
- 4.Identify common application vulnerabilities

**PROFESSIONAL ELECTIVE – II****(R20A1206) DATA WAREHOUSING AND DATA MINING****COURSE OBJECTIVES:**

1. Study data warehouse principles
2. Study and its working learn data mining concepts
3. Understand association rules mining.
4. Discuss classification algorithms
5. Learn how data is grouped using clustering techniques.

**UNIT-I**

Data warehouse: Introduction to Data warehouse, Difference between operational database systems and data warehouses, Data warehouse Characteristics, Data warehouse Architecture and its Components, Extraction-Transformation-Loading, Logical(Multi-Dimensional), Data Modeling, Schema Design, Star and Snow-Flake Schema, Fact Constellation, Fact Table, Fully Addictive, Semi-Addictive, Non Addictive Measures; Fact-Less-Facts, Dimension Table Characteristics; OLAP Cube, OLAP Operations, OLAP Server Architecture-ROLAP, MOLAP and HOLAP.

**UNIT-II**

Introduction: Fundamentals of data mining, Data Mining Functionalities, Classification of Data Mining systems, Data Mining Task Primitives, Integration of a Data Mining System with a Database or Data Warehouse System, Major issues in Data Mining.

Data Preprocessing: Need for Preprocessing the Data, Data Cleaning, Data Integration & Transformation, Data Reduction, Discretization and Concept Hierarchy Generation.

**UNIT-III**

Association Rules: Problem Definition, Frequent Item Set Generation, The APRIORI Principle, Support and Confidence Measures, Association Rule Generation; APRIORI Algorithm, The Partition Algorithms, FP-Growth Algorithms, Compact Representation of Frequent Item Set-Maximal Frequent Item Set, Closed Frequent Item Set.

**UNIT-IV**

Classification: Problem Definition, General Approaches to solving a classification problem, Evaluation of Classifiers, Classification techniques, Decision Trees-Decision tree Construction, Methods for Expressing attribute test conditions, Measures for Selecting the Best Split, Algorithm for Decision tree Induction; Naive-Bayes Classifier, Bayesian Belief Networks; K- Nearest neighbor classification-Algorithm and Characteristics.

**UNIT-V**

Clustering: Clustering Overview, A Categorization of Major Clustering Methods,

Partitioning Methods, Hierarchical Methods, , Partitioning Clustering-K-Means Algorithm, PAM Algorithm; Hierarchical Clustering-Agglomerative Methods and divisive methods, Basic Agglomerative Hierarchical Clustering Algorithm, Key Issues in Hierarchical Clustering, Strengths and Weakness, Outlier Detection.

**TEXT BOOKS:**

1. Data Mining- Concepts and -1.chniques- Jiawei Han, Micheline Kamber, Morgan Kaufmann Publishers, Elsevier, 2 Edition, 2006.
2. Introduction to Data Mining, Psng-Ning Tan, Vipin Kumar, Michael Steinbanch, Pearson Education.

**REFERENCE BOOKS:**

- 1) Data Mining Techniques, Arun KPujari, 3rd Edition, Universities Press.
- 2) Data Warehousing Fundament's, Pualraj Ponnaiah, Wiley Student Edition.
- 3) The Data Warehouse Life CycleToolkit — Ralph Kimball, Wiley Student Edition.
- 4) Data Mining, Vikaram Pudi, P Rddha Krishna, Oxford University Press

**COURSE OUTCOMES:**

1. Student should be able to understand why the data warehouse in addition to database systems.
2. Ability to perform the pre-processing of data and apply mining techniques on it.
3. Ability to identify the association rules,
4. Ability to identify classification techniques.
5. .Ability to identify clusters in large data sets. Ability to solve real world problems in business and scientific information using data mining

**PROFESSIONAL ELECTIVE-II****(R20A0515) SCRIPTING LANGUAGES****COURSE OBJECTIVES:**

Student should be able:

1. To study the basics of scripting languages like Java script, Perl, PHP and Ruby
2. To understand the requirements of Scripting Languages
3. To identify the uses of Scripting Languages
4. To introduce in-depth knowledge of programming features of Perl and Angular JS
5. To state the implementation and applications of Scripting.

**UNIT-I:**

Introduction to Scripts and Scripting Language – Scripts and Programs, Origins of Scripting, Uses for Scripting Languages, Web Scripting.

JavaScript: Introduction, Variables, Literals, Operators, Control structure, Conditional statements, Arrays, Functions, Objects, Predefined objects, Object hierarchy, Accessing objects.

**UNIT-II:**

JavaScript programming of reactive web pages elements - Events, Event handlers, Frames, Form object and Element, Advanced JavaScript and HTML, Data entry and Validation, Tables and Forms.

Introduction to Angular JS – Development Tools, Basic Program, Angular Modules and Controllers.

**UNIT-III:**

Introduction to PERL- Names and Values, Variables and Assignments, Scalar Expressions, Control Structures, Built-in Functions, Collections of Data, Arrays and Lists, Hashes, Strings, Patterns, and Regular Expressions.

**UNIT-IV:**

Advanced PERL: Finer points of looping, data structures, Security Issues

PHP Basics - Features, Data Types, Variables, Operators, Arrays, Strings, Control structures, Loops, Functions, Date & Time, File Handling, Form handling.

**UNIT-V:**

Ruby – Features, Classes and Objects, Variables, Operators, Comments, If-else, Loops, Methods, Blocks, Modules, Arrays, Strings, Hashes, Date & Time, Ranges, Iterators, File I/O, Exceptions

**Text books:**

1. The World of Scripting Languages, David Barron, Wiley Publications.
2. Learning PHP, MySQL, JavaScript, CSS & HTML5: A Step-by-Step Guide to Creating Dynamic Websites 3rd Edition, O'Reilly Publications

**Reference books:**

1. The Ruby Programming Language, David Flanagan and Yukihiro Matsumoto, O'Reilly Publications
2. AngularJS Programming by Example (Kindle Edition) by Kurniawan, AgusKurniawan
3. Beginning JavaScript with Dom scripting and AJAX, Russ Ferguson, Christian Heilmann, Apress.

**COURSE OUTCOMES:**

The students will be able:

1. To differentiate the typical scripting languages and application programming languages.
2. To implement the design of programs for simple applications.
3. To classify the Angular Modules
4. To specify the Controllers used in Angular JS
5. To create software systems using scripting languages such as Perl, PHP, and Ruby

**Course Objectives:**

1. To introduce the concepts of management information system, its structure and classification.
2. To understand the ERP, Business Intelligence and knowledge management system.
3. To learn information system planning, system acquisition and implementation.
4. To build information systems with proper system analysis, design and development.
5. To introduce the concepts of cyber crime.

**UNIT-I:** Introduction : MIS importance, definition, nature and scope of MIS, Structure and Classification of MIS, Information and Systems Concept, Types of Information, Information systems for competitive advantage. Case Study: MIS at any business establishment.

**UNIT-II:** Business Applications of Information Systems: E-Commerce, ERP Systems, DSS, Business Intelligence and Knowledge Management System. Case Study: Knowledge Management Systems at an Enterprise.

**UNIT-III:** Management of IS: Information system planning, system acquisition, systems implementation, evaluation & maintenance of IS, IS Security and Control. Effectiveness of MIS: A Case Study.

**UNIT-IV:** Building of Information Systems: System Development Stages, System Development Approaches. Systems Analysis and Design- Requirement Determination, Strategies for Requirement Determination. Structured Analysis Tools, System Design – Design Objectives, Conceptual Design, and Design Methods. Detailed system design.

**UNIT-V:** Introduction to Cyber Crime: Cyber Crime Definition and origin of the word, cyber crime and information security, cyber criminals. Classification of cyber criminals-Legal Perspectives Indian Perspectives-Cyber crimes and Indian ITA 2000,Global perspective on cybercrime Cybercrime era.(Refer : Nina Godbole et al)

**TEXT BOOKS**

- 1) D P Goyal, Management Information Systems–Managerial Perspective, MacMillan, 3rd Edition, 2010.

**REFERENCES:**

1. Nina Godbole &SunitBelapure“ Cyber Security” Wiley india2012.
2. Jawadekar, MIS Text and Cases, TMH,2012.
3. Dr Milind M Oka “Cases in Management Information system ‘Everest,2012.
4. A K Gupta, Sharma “Management of Systems” Macmillan,2012.
5. Sandra Senf “Information Technology Control and Audit” 3e, CRC Press,2012.
6. Apache OFBiz for Ecommerce and ERP -<https://ofbiz.apache.org/>
7. Magneto for Ecommerce (B2B Commerce) -<https://magento.com/>

8. Adempiere – ERP :<http://www.adempiere.net/web/guest/welcome>

9. Analytica – DSS -<http://www.lumina.com>

10. OpenRules – Business Rules and Decision Management system - <http://openrules.com/>

**COURSE OUTCOMES:**

1. Students will be able to learn the concepts of management information system, its structure and classification.
2. Students will be able to understand the ERP, Business Intelligence and knowledge management system.
3. Students will be able to learn information system planning, system acquisition and implementation.
4. Students will be able to build information systems with proper system analysis, design and development.
5. Students will be able to introduce the concepts of cyber crime.

**OPEN ELECTIVE – II****(R20A0552) JAVA PROGRAMMING****COURSE OBJECTIVES:**

This subject aims to introduce students to the Java programming language. Upon successful completion of this subject, students should be able

1. To create Java programs that leverage the object-oriented features of the Java language, such as encapsulation, inheritance and polymorphism;
2. Use data types, arrays and strings;
3. Implement error-handling techniques using exception handling
4. To know about Applets and Event Handling
5. Create an event-driven GUI using AWT components.

**UNIT - I:**

**OOP Concepts:** Data abstraction, encapsulation, inheritance, Polymorphism, classes and objects, Procedural and object oriented programming paradigms.

**Java Basics:** History of Java, Java buzzwords, data types, variables, constants, scope and life time of variables, operators, expressions, control statements, type conversion and casting, simple java programs, concepts of classes, objects, arrays, strings, constructors, methods, access control, this keyword, garbage collection, overloading methods and constructors, parameter passing, recursion, BufferedReader class, Scanner class, StringTokenizer class, inner class.

**UNIT - II:**

**Inheritance** – Types of Inheritance, super keyword, and preventing inheritance: final classes and methods.

**Polymorphism** – Dynamic binding, method overriding, abstract classes and methods. **Interfaces-** Interfaces Vs Abstract classes, defining an interface, implement interfaces, extending interface.

**Packages-** Defining, creating and accessing a package, importing packages.

**UNIT - III:**

**Exception handling** - Concepts of exception handling, benefits of exception handling, exception hierarchy, usage of try, catch, throw, throws and finally, checked exceptions and unchecked exceptions, built in exceptions.

**Multi threading:** Differences between multi threading and multitasking, thread life cycle, creating threads, synchronizing threads, inter thread communication.

**UNIT - IV:**

**Applets** – Concepts of Applets, differences between applets and applications, life cycle of an applet, types of applets, creating applets, passing parameters to applets.

**Event Handling:** Events, Handling mouse and keyboard events, Adapter classes.

**Files-** Streams- Byte streams, Character streams, Text input/output.

**UNIT - V:**

**GUI Programming with Java** – AWT class hierarchy, component, container, panel, window, frame, graphics.

**AWT controls:** Labels, button, text field, check box, and graphics.

**Layout Manager** – Layout manager types: border, grid and flow.

**Swing** – Introduction, limitations of AWT, Swing vs AWT.

**TEXT BOOKS:**

1. Java- the complete reference, 7th edition, Herbert Schildt, TMH.
2. Understanding OOP with Java, updated edition, T. Budd, Pearson Education.
3. Core Java an integrated approach, Dreamtech publication, Dr. R.Nageswara Rao.

**REFERENCE BOOKS:**

1. Java for Programmers, P.J.Deitel and H.M.Deitel, PEA (or) Java: How to Program, P.J.Deitel and H.M.Deitel, PHI
2. Object Oriented Programming through Java, P. Radha Krishna, Universities Press.
3. Thinking in Java, Bruce Eckel, PE
4. Programming in Java, S. Malhotra and S. Choudhary, Oxford Universities Press.

**COURSE OUTCOMES:**

1. An understanding of the principles and practice of object oriented programming and design in the construction of robust, maintainable programs which satisfy their requirements;
2. A competence to design, write, compile, test and execute straightforward programs using a high level language;
3. An awareness of the need for a professional approach to design and the importance of good documentation to the finished programs.
4. Be able to make use of members of classes found in the Java API.
5. Demonstrate the ability to employ various types of constructs and a hierarchy of Java classes to provide solution to a given set of requirements.

**OPEN ELECTIVE – II****(R20A1253) SOFTWARE PROJECT MANAGEMENT****COURSE OBJECTIVES:**

The Main goal of software development projects is to create a software system with a predetermined functionality and quality in a given time frame and with given costs. For achieving this goal, models are required for determining target values and for continuously controlling these values. This course focuses on principles, techniques, methods & tools for model-based management of software projects, assurance of product quality and process adherence (quality assurance), as well as experience - based creation & improvement of models (process management).

The Objectives of the course can be characterized as follows:

1. To understand the specific roles within a software organization as related to project and process management
2. To understand the basic infrastructure competences (e.g., process modeling and measurement)
3. To understand the basic steps of project planning, project management, quality assurance, and process management and their relationships
4. To understand the Flow Process and Check points of the process.
5. To understand Project Organizations and Responsibilities

**UNIT - I:**

Conventional Software Management: The waterfall Model, Conventional Software Management Performance, evolution of Software Economics: software Economics. Pragmatic Software Cost Estimation. Improving Software Economics: Reducing Software Product Size, Improving Software Processes, Improving Team Effectiveness, Improving Automation, Achieving Required Quality, Peer Inspections.

**UNIT - II:**

Conventional And Modern Software Management: Principles of Conventional Software Engineering, Principles of Modern Software Management, Transitioning to an interactive Process, Life Cycle Phases: Engineering and Production Stages Inception, Elaboration, Construction, Transition phases.

**UNIT – III:**

Artifacts of the Process: The Artifact Sets. Management Artifacts, Engineering Artifacts, Programmatic Artifacts. Model Based Software Architectures: A Management Perspective and Technical Perspective.

**UNIT – IV:**

Flows of the Process: Software Process Workflows, Iteration workflows. Checkpoints of the Process: Major Mile Stones, Minor Milestones, Periodic Status Assessments. Interactive Process Planning: Work Breakdown Structures, Planning Guidelines, Cost and schedule Estimating. Interaction Planning Process, Pragmatic Planning.

**UNIT – V:**

Project Organizations and Responsibilities: Line-of-Business Organizations, Project Organizations, and Evolution of Organizations. Process Automation Building Blocks, the Project Environment. Project Control and Process Instrumentation: Seven Core Metrics, Management Indicators, Quality Indicators, Life Cycle

Expectations Pragmatic Software Metrics Automation.

**TEXT BOOKS:**

1. Walker Royce, "Software Project Management", 1998, PEA.
2. Henry, "Software Project Management", Pearson.

**REFERENCE BOOKS:**

1. Richard H.Thayer." Software Engineering Project Management", 1997, IEEE Computer Society.
2. Shere K.D.: "Software Engineering and Management", 1998,PHI.
3. S.A. Kelkar, "Software Project Management: A Concise Study",PHI.
4. Hughes Cotterell, "Software Project Management", 2e, TMH. 88 5. Kaeron Conway, "Software Project Management from Concept toD

**COURSE OUTCOMES:**

At the end of the course, the student shall be able to:

1. Understanding the specific roles within a software organization as related to project and process management
2. Understanding the basic infrastructure competences (e.g., process modeling and measurement)
3. Understanding the basic steps of project planning, project management, quality assurance, and process management and their relationships
4. Understanding the Flow Process and Check points of the process.
5. Understanding the Project Organizations and Responsibilities

**OPEN ELECTIVE – II****(R20A0452) INTERNET OF THINGS AND ITS APPLICATIONS****Course Objectives:**

1. To study IoT Networking Core
2. To study IoT related network fundamentals
3. To study IoT Architecture.
4. To study IoT Application Development procedure
5. To study various case studies and IoT applications.

**UNIT – I:**

The IoT Networking Core:

Technologies involved in IoT Development: Internet/Web and Networking Basics OSI Model, Data transfer referred with OSI Model, IP Addressing, Point to Point Data transfer, Point to Multi Point Data transfer & Network Topologies, Sub-netting, Network Topologies referred with Web, Introduction to Web Servers, Introduction to Cloud Computing IoT Platform overview of IoT supported Hardware platforms such as: Raspberry pi, ARM Cortex Processors, Arduino and Intel Galileo boards.

**UNIT – II:**

**Network Fundamentals:** Overview and working principle of Wired Networking equipment's – Router, Switches, Overview and working principle of Wireless Networking equipment's–Access Points, Hubs etc. Linux Network configuration Concepts: Networking configurations in Linux Accessing Hardware & Device Files interactions.

**UNIT – III:**

**IoT Architecture:** History of IoT, M2M–Machine to Machine, Web of Things, IoT protocols Applications: Remote Monitoring & Sensing, Remote Controlling, and Performance Analysis. The Architecture Layering concepts, IoT Communication Pattern, IoT protocol Architecture, The 6LoW PAN Security aspects in IoT.

**UNIT – IV:**

IoT Application Development: Application Protocols MQTT, REST/HTTP, CoAP, MySQL. Back-end Application Designing Apache for handling HTTP Requests, PHP & My SQL for data processing, Mongo DB Object type Database, HTML, CSS & jQuery for UI Designing, JS ON lib for data processing, Security & Privacy during development, Application Development for mobile Platforms: Overview of Android/IOS App Development tools.

**UNIT – V:**

Case Study & IoT Applications: IoT applications in home, infrastructures, buildings, security, Industries, Home appliances, other IoT electronic equipment's. Use of Big Data and Visualization in IoT, Industry 4.0 concepts. Sensors and sensor Node and interfacing using any Embedded target boards (Raspberry Pi/ Intel Galileo/ARM Cortex/ Arduino)

**TEXT BOOKS:**

1. 6LoWPAN: The Wireless Embedded Internet, Zach Shelby, Carsten Bormann, Wiley

## **B.Tech - CSE (CYBER SECURITY) - R-20 Regulation Syllabus**

2. Internet of Things: Converging Technologies for Smart Environments and Integrated Eco systems, Dr.Ovidiu Vermesan, Dr.Peter Friess, RiverPublishers
3. Interconnecting Smart Objects with IP: The Next Internet, Jean-Philippe Vasseur, Adam Dunkels, Morgan Kuffmann.

### **REFERENCES:**

1. The Internet of Things: From RFID to the Next-Generation Pervasive Networked Lu Yan, Yan Zhang, Laurence T.Yang, Huansheng Ning
2. Internet of Things (A Hands-on-Approach), Vijay Madiseti, Arshdeep Bahga
3. Designing the Internet of Things, Adrian McEwen (Author),Hakim Cassimally
4. Asoke K Talukder and Roopa R Yavagal, "MobileComputing,"Tata Mc Graw Hill,2010.
5. Vijay Madiseti and Arshdeep Bahga, "Internet of Things (A Hands-on-Approach)", 1st Edition, VPT, 2014
6. Computer Networks; By: Tanenbaum, AndrewS; Pearson Education Pte.Ltd., Delhi, 4thEdition
7. Data and Computer Communications; By: Stallings, William; Pearson Education Pte.Ltd., Delhi, 6thEdition

### **Course Outcomes:**

At the end of the course, the student will be able to

1. Understand IoT Networking Core
2. Understand IoT related network fundamentals
3. Understand IoT Architecture.
4. Understand IoT Application Development procedure
5. Understand various case studies and IoT applications

**OPEN ELECTIVE – II**

**(R20A0553) OPERATING SYSTEMS CONCEPTS**

**COURSE OBJECTIVES:**

1. To understand the basic concepts and functions of operating systems.
2. To understand Processes and Threads
3. To understand the concept of Deadlocks.
4. To analyze various memory management schemes.
5. To understand I/O management and File system

**UNIT - I:**

**Introduction:** Concept of Operating System, OS Services, Structure of an Operating Systems

**Processes:** Definition, Process Relationship, Different states of a Process, Process State transitions, Process Control Block (PCB), Context switching

**Thread:** Definition, Various states, Benefits of threads, Types of threads, Concept of Multithreading.

**UNIT - II:**

**Process Scheduling:** Foundation and Scheduling objectives, Types of Schedulers, Scheduling criteria: CPU utilization, Throughput, Turnaround Time, Waiting Time, Response Time; Scheduling algorithms: Pre-emptive & Non pre-emptive, FCFS, SJF, RR

**Inter-Process Communication:** Critical Section, Race Conditions, Mutual Exclusion. Classical IPC Problems: Reader's & Writer Problem, Dining Philosopher Problem, The Producer/Consumer Problem, Semaphores, Monitors.

**UNIT - III:**

**Memory Management:** Basic concept, Logical and Physical address map, Memory allocation: Contiguous Memory allocation – Fixed and variable partition–Internal and External fragmentation; **Paging:** Principle of operation – Page allocation – Hardware support for paging, protection and sharing.

**Virtual Memory:** Basics of Virtual Memory, Page fault, Demand paging; **Page Replacement algorithms:** Optimal, First in First Out (FIFO), Second Chance (SC), Not recently used (NRU) and Least Recently used (LRU).

**UNIT - IV:**

**File Management:** Concept of File, Access methods, Directory structure, File types, File operation, File System structure, Allocation methods (contiguous, linked, indexed), Free- Space Management, Directory implementation (linear list, hash table), efficiency and performance.

**UNIT - V:**

**Deadlocks:** Definition, Necessary and sufficient conditions for Deadlock, Deadlock Prevention, Deadlock Avoidance: Banker's algorithm, Deadlock detection and Recovery.

**Disk Management:** Disk structure, Disk scheduling – FCFS, SSTF, SCAN, C-SCAN, Disk reliability, Disk formatting, Boot-block, Bad blocks.

**TEXT BOOKS:**

1. Operating System Concepts Essentials, 9th Edition by AviSilberschatz, Peter Galvin,Greg Gagne, Wiley Asia Student Edition.
2. Operating Systems: Internals and Design Principles, 5th Edition, William Stallings, Prentice Hall of India.

**REFERENCE BOOKS:**

1. Operating System: A Design-oriented Approach, 1st Edition by Charles Crowley, Irwin Publishing
2. Operating Systems: A Modern Perspective, 2nd Edition by Gary J. Nutt, Addison-Wesley
3. Design of the Unix Operating Systems, 8th Edition by Maurice Bach, Prentice-Hall of India
4. Understanding the Linux Kernel, 3rd Edition, Daniel P. Bovet, Marco Cesati, O'Reilly and Associates

**COURSE OUTCOMES:**

At the end of the course the students are able to:

1. Create processes and threads.
2. Implement algorithms for process scheduling for a given specification of CPU utilization, Throughput, Turnaround Time, Waiting Time, Response Time.
3. Develop the techniques for optimally allocating memory to processes by increasing memory utilization and for improving the access time.
4. Design and implement file management system.
5. Analyze various disk scheduling schemes

**OPEN ELECTIVE - II**

**(R20A0066) PUBLIC POLICY AND GOVERNANCE (PP&G)**

**Course objectives:**

- To make the students understand in-depth analysis of public policy and to solve its ills prevailing in the society.
- To provide an opportunity for the students to learn the basic areas of public policy analysis, implementation and evaluation.
- To make understand the process and various approaches in public policy making
- To understand the theories and issues of social coordination and the nature of all patterns of rule.
- To make the students understand the techniques of governance and emerging trends in public and private governance its policy-making and implementation.

**Unit-I**

**Introduction of Public Policy:** Definition, Nature, Scope and Importance of Public Policy, Evolution of Public Policy and Policy Sciences, Public Policy and Public Administration.

**Approaches to Public Policy Analysis:** The Process Approach, The Logical Positivist Approach, The Phenomenological Approach, The Participatory Approach and Normative Approach

**Unit-II**

**Theories and Process of Public Policy Making:** Theories and Models of Policy Making, Perspectives of Policy Making Process, Institutions of Policy Making.

**Unit-III**

**Policy Implementation and Evaluation:** Concept of Policy Implementation, Techniques of Policy Implementation, Concept of Policy Evaluation, Constraints of Public Policy Evaluation

**Unit-IV**

**Introduction of Governance:** Definitions, Issues and Controversies, Reinventing Government, Reforming Institutions: The State, Market and Public domain. **State and Governance:** Origin and types of State, Democratic State and Democratic Administration, Neo-Liberalism and Rolling Back State and Governance as Government.

**Unit-V**

**Citizen and Techniques of Governance:** Rule of Law and Human Rights, Accountability, Participation, Representation. **Techniques of Governance:** Openness and Transparency, Citizen Charter, Social Audit. **Emerging Trends in Public and Private Governance:** An Overview, Market, Civil Society, Information and Communication Technology.

**Text and Reference books**

1. Introduction to Public Policy- Charles Wheelan, Naked Economics 2010.
2. Birkland Thomas A., (2005), An Introduction to The Policy Process: Theories, Concepts, And Models of Public Policy Making, Armonk; M.E. Sharpe.
3. Anderson J.E., (2006) Public Policy-Making: An Introduction, Boston, Houghton
4. Bardach, Eugene (1977), The Implementation Game: What Happens After a Bill Becomes a Law, Cambridge, MA: MIT.
5. Bell, S., and Hind moor, A. (2009) Rethinking Governance: The Centrality of the State in Modern Society, Cambridge: Cambridge University Bell, Stephen and Andrew Hind moor.
6. Joyee M. Mitchell & William C. Mitchell, Political Analysis & Public Policy: An Introduction to Political Science, Thomson Press Limited, New Delhi, 1972.
7. R.K. Sapru, Public Policy, Art and Craft of policy Analysis, PHI learning private limited, New Delhi, 2011.

8. Brian W. Hogwood & Lewis A. Gunn, Policy Analysis for the Real world, Oxford University, Press, 1986.

**Course outcomes**

After completion of the course, student will be able to

1. Understand public policy analysis and they will be able to understand policy evaluation and implementation.
2. Understand the public policy and governance on the largest gamut of its canvas.
3. Students will understand the what are emerging trends in public and private governance and various theories in public policy making
4. Understands various concepts, and techniques of governance and its policy-making decisions

**(R20A0587) COMPILER DESIGN AND CASE TOOLS LAB**
**COURSE OBJECTIVES:**

1. To provide an understanding of the language translation peculiarities
2. Writing C Programs for the implementation of FSMs
3. Designing the components of a translator(compiler) for the given(mini) language.
4. Provides knowledge of LEX tools.
5. Knowledge of Yacc tools in compiler component constructions and to draw the UML diagrams.

**Source Language ( A Case Study) :**

Consider the following mini language, a simple procedural High Level Language, operating on integer data with a syntax looking vaguely like a simple C crossed with Pascal. The syntax of the language is defined by the following BNF grammar:

```

<program> ::= <block>
<block> ::= { <variable definition> <slist> }
           | { <slist> }
<variable definition> ::= int <vardeflist> ;
<vardeflist> ::= <vardec> | <vardec>, <vardeflist>
<vardec> ::= <identifier> | <identifier> [<constant>]
<slist> ::= <statement> | <statement> ; <slist>
<statement> ::= <assignment> | <ifstatement> | <whilestatement> | <block>
              | <printstatement> | <empty>
<assignment> ::= < identifier> = <expression>
              | < identifier> [<expression>] = [<expression>]
<ifstatement> ::= if <bexpression> then <slist> else <slist> endif
              | if <bexpression> then <slist> endif
<whilestatement> ::= while <bexpression> do <slist> enddo
<printstatement> ::= print{ <expression> }
<expression> ::= <expression> <addingop> <term> | <term> | <addingop> <term>
<bexpression> ::= <expression> <relop> <expression>
<relop> ::= < | <= | = | >= | > | !=
<addingop> ::= + | -
<term> ::= <term> <multop> <factor> | <factor>
<multop> ::= * | /
<factor> ::= <constant> | <identifier> | <identifier> [<expression>]
           | (<expression>)
<constant> ::= <digit> | <digit> <constant>
<identifier> ::= <identifier> <letterordigit> | <letter>
<letterordigit> ::= a|b|c|...|y|z
<digit> ::= 0|1|2|3|...|8|9
<empty> ::= has the obvious meaning
  
```

Comments : zero or more characters enclosed between the standard C/Java style comment brackets /\*...\*/. The language has the rudimentary support for 1-Dimensional arrays. Ex: int a[3] declares a as an array of 3 elements, referenced as a[0],a[1],a[2].

**Sample Program written in this language is :**

```
{ int [3],t1,t2; t1=2;
a[0]=1; a[1]=2; a[t1]=3;
t2= -(a[2]+t1*6) / a[2]-t1);
if t2>5 then print(t2);
else
{
int t3; t3=99; t2=25;}
print(11+t2*t3); /* this is not a comment on two lines */
}
endif
} // End of the program(block)
```

**WEEK1.** Write a C Program to Scan and Count the number of characters, words, and lines in a file.

**WEEK2.** Write a C Program to implement NFAs that recognize identifiers, constants, and operators of the mini language.

**WEEK3.** Write a C Program to implement DFAs that recognize identifiers, constants, and operators of the mini language.

**WEEK4.** Design a Lexical analyzer for the above language. { *Note-The lexical analyzer should ignore redundant spaces, tabs and newlines. It should also ignore comments. Although the syntax specification states that identifiers can be arbitrarily long, you may restrict the length to some reasonable value.*}

**WEEK5.** Implement the lexical analyzer using JLex, flex, flex or lex or other lexical analyzer generation tools.

**WEEK6.** Design Predictive parser for the given language.

**WEEK7.** Design LALR bottom up parser for the above language using tools or C

**WEEK8.** Convert the BNF rules into Yacc form and write code to generate abstract syntax tree.

**WEEK9.** Write program to generate machine code from the abstract syntax tree generated by the parser.

*Following instruction set may be considered as target code.*

The following is a simple register-based machine, supporting a total of 17 instructions. It has three distinct internal storage areas. The first is the set of 8 registers, used by the individual instructions as detailed below, the second is an area used for the storage of variables and the third is an area used for the storage of program.

The instructions can be preceded by a label. This consists of an integer in the range 1 to 9999 and the label is followed by a colon to separate it from the rest of the instruction. The numerical label can be used as the argument to a jump instruction, as detailed below.

In the description of the individual instructions below, instruction argument types are specified as follows:

R specifies a register in the form R0, R1, R2, R3, R4, R5, R6 or R7 (or r0, r1, etc). L

specifies a numerical label (in the range 1 to 9999).

V specifies a "variable location" (a variable number, or a variable location pointed to by a register - see below).

A specifies a constant value, a variable location, a register or a variable location pointed to by a register (an indirect address). Constant values are specified as an integer value, optionally preceded by a minus sign, preceded by a # symbol. An indirect address is specified by an @ followed by a register.

So, for example an A-type argument could have the form 4 (variable number 4), #4 (the constant

value 4), r4 (register 4) or @r4 (the contents of register 4 identifies the variable location to be accessed).

The instruction set is defined as follows:

LOAD A, R

loads the integer value specified by A into register R.

STORE R, V

stores the value in register R to variable V. OUT

R

outputs the value in register R. NEG

R

negates the value in register R. ADD

A, R

adds the value specified by A to register R, leaving the result in register R. SUB A,

R

subtracts the value specified by A from register R, leaving the result in register R. MUL

A, R

multiplies the value specified by A by register R, leaving the result in register R. DIV

A, R

divides register R by the value specified by A, leaving the result in register R. JMP L

causes an unconditional jump to the instruction with the label L. JEQ

R, L

jumps to the instruction with the label L if the value in register R is zero. JNE

R, L

jumps to the instruction with the label L if the value in register R is not zero. JGE

R, L

jumps to the instruction with the label L if the value in register R is greater than or equal to zero. JGT

R, L

jumps to the instruction with the label L if the value in register R is greater than zero. JLE R,

L

jumps to the instruction with the label L if the value in register R is less than or equal to zero. JLT

R, L

jumps to the instruction with the label L if the value in register R is less than zero. NOP

is an instruction with no effect. It can be tagged by a label. STOP

stops execution of the machine.

All programs should terminate by executing a STOP instruction.

#### **WEEK 10:**

UML Diagram for ATM Transaction System

#### **WEEK 11:**

UML Diagram for Library Management System

#### **WEEK 12:**

UML Diagram for College Administration System

#### **RECOMMENDED SYSTEM / SOFTWARE REQUIREMENTS:**

1. Intel based desktop PC with minimum of 166MHz or faster processor with at least 64 MB RAM

and 100 MB free disk space.

2. C ++ Compiler and JDK kit, Lex or Flex and YACC tools ( Unix/Linux utilities )

**USEFUL TEXT BOOKS / REFERECES / WEBSITES:**

1. Modern compiler implementation in C, Andrew w.Appel, Revised Edn, Cambridge University Press
2. Principles of Compiler Design. – A.V Aho, J.D Ullman ; Pearson Education.
3. **lex&yacc** , -John R Levine, Tony Mason, Doug Brown; O'reilly.
4. **Compiler Construction**,- LOUDEN, Thomson.
5. Engineering a compiler – Cooper& Linda, Elsevier
6. Modern Compiler Design – Dick Grune, Henry E. Bal, Criel TH Jacobs, Wiley Dreatech

**COURSE OUTCOMES:**

By the end of the semester, students will be able to

1. Understand the practical aspects, and approaches of how a compiler works and UML diagrams.
2. Implement Finite state machines in C to recognize various tokens of C language
3. Apply the techniques used in Compiler Construction
4. Construct few phases of the compiler for the mini language using Lex and Yacc tools
5. Optimize the functionality of a compiler

**(R20A0588) ARTIFICIAL INTELLIGENCE LAB****COURSE OBJECTIVES:**

1. Familiarity with the Prolog and Python Programming environment.
2. Systematic introduction to Prolog programming constructs
3. Understanding list data structure in Prolog.
4. To provide student with an academic environment aware of various AI Algorithms.
5. To train Students with python programming as to comprehend, analyze, design and create AI platforms and solutions for the real life problems.

**WRITE THE FOLLOWING PROGRAMS USING PYTHON/PROLOG****Week 1**

- a) Write a program to print the multiplication table for the given number.
- b) Write a program to find factorial of a number.
- c) Write a program to check whether the given number is prime or not.

**Week 2**

- a) Write a program to implement Simple Calculator program.
- b) Write a program to generate Calendar for the given month and year.
- c) Write a program to Illustrate Different Set Operations.

**Week 3**

Write a program to implement simple Chat bot.

**Week 4**

- a) Write a program to remove punctuations from the given string.
- b) Write a program to sort the sentence in alphabetical order.

**Week 5**

Write a program to Implement of Towers of Hanoi Problem.

**Week 6**

Write a program to Implement Breadth First Search.

**Week 7**

Write a program to Implement Depth First Search.

**Week 8**

Write a program to implement Hill Climbing Algorithm.

**Week 9**

Write a program to implement A\* Algorithm.

**Week 10**

Write a program to implement Tic-Tac-Toe game.

Week 11

Write a program to implement Water Jug Problem.

**LAB OUTCOMES:**

Upon completion of the course, students will be able to

1. Apply various AI search algorithms (uninformed, informed, heuristic, constraint satisfaction)
2. Understand the fundamentals of knowledge representation, inference.
3. Understand the fundamentals of theorem proving using AI tools.
4. Demonstrate working knowledge of reasoning in the presence of incomplete and/or uncertain information

**(R20A0007) CONSTITUTION OF INDIA****INTRODUCTION**

The Indian judiciary and particularly the Supreme Court of India has played an historic role as the guardian of people. It has been protecting not only basic ideals of the Constitution but also strengthened the same through progressive interpretations of the text of the Constitution. The judicial activism of the Supreme Court of India and its historic contributions has been recognized throughout the world and it gradually made it “as one of the strongest court in the world”.

This course “Indian Constitution” has been designed to develop understanding of the Indian Constitution among the students.

**COURSE OBJECTIVES:**

1. To enrich the students’ understanding of the constitution’s origin and its power
2. To facilitate students to analyze the political principles
3. To assist the students to be aware of their fundamental rights and duties
4. To enable learning about the federal structure Parliamentary form of government
5. To be acquainted with the historical perspectives of the constitutional amendments

The following course content is prescribed for this course.

**UNIT –I**

Meaning of constitution law and constitutionalism

Historical perspective of the constitution of India

Salient features and characteristics of the constitution of India

**UNIT –II**

Scheme of fundamental rights

The scheme of the fundamental duties and its legal status

The Directive Principles of State Policy-its importance and implementation

**UNIT–III**

Federal structure and distribution of legislative and financial powers between the Union and the States, Parliamentary Form of Government in India-the constitution powers and status of the president of India, Amendment of the Constitutional Powers and Procedure

**UNIT –IV**

The historical perspectives of the constitutional amendments in India., Emergency provisions: National Emergency, President Rule, Financial Emergency, Local self government-Constitutional scheme in India

**UNIT –V**

Scheme of fundamental Right to Equality

Scheme of fundamental Right to certain Freedom under Article 19

Scope of the Right to Life and Personal Liberty under Article 21

**COURSE OUTCOMES:**

After completion of the course, Students will be able to:

1. Improve their knowledge about Indian constitution
2. Value their identity and exercise their fundamental rights
3. Comprehend how differently government bodies function
4. Define their rights as voters of the country
5. Analyze the constitution and become responsible citizens

**BACHELOR OF TECHNOLOGY (B.Tech)**

# **CYBER SECURITY**

## **COURSE STRUCTURE & SYLLABUS (R20)**

**(Batches admitted from the academic year 2020 - 2021)**

**III Year B.Tech. CSE (CyS)  
II Semester**

**M R C E T CAMPUS | AUTONOMOUS INSTITUTION - UGC, GOVT. OF INDIA**  
**III Year B.Tech. CSE (CYS) – II Sem**  
**(R20A0516) FULL STACK DEVELOPMENT**

**L/T/P/C**  
**3/-/-/ 3**

**Course Objectives:**

1. To introduce to web development basics like HTML and Unix scripting.
2. To learn the core concepts of frontend programming using Ajax, jQuery and JSON.
3. To get familiar with the latest web development technologies like react JS and Redux.
4. To learn about java web development.
5. To understand database and deployment of application in cloud.

**UNIT - I:**

WEB DEVELOPMENT BASICS: Web development Basics - HTML & Web servers Shell - UNIX CLI Version control - Git & Github HTML, CSS

**UNIT - II:**

FRONTEND DEVELOPMENT: Javascript basics OOPS Aspects of JavaScript Memory usage and Functions in JS AJAX for data exchange with server jQuery Framework jQuery events, UI components etc. JSON data format.

**UNIT - III:**

REACT JS: Introduction to React React Router and Single Page Applications React Forms, Flow Architecture and Introduction to Redux More Redux and Client-Server Communication

**UNIT - IV:**

JAVA WEB DEVELOPMENT: JAVA PROGRAMMING BASICS, Model View Controller (MVC) Pattern MVC Architecture using Spring RESTful API using Spring Framework Building an application using Maven

**UNIT - V:**

DATABASES & DEPLOYMENT: Relational schemas and normalization Structured Query Language (SQL) Data persistence using Spring JDBC Agile development principles and deploying application in Cloud

**TEXT BOOKS:**

1. Web Design with HTML, CSS, JavaScript and JQuery Set Book by Jon Duckett  
Professional JavaScript for Web Developers Book by Nicholas C. Zakas
2. Learning PHP, MySQL, JavaScript, CSS & HTML5: A Step-by-Step Guide to Creating Dynamic Websites by Robin Nixon
3. Full Stack JavaScript: Learn Backbone.js, Node.js and MongoDB. Copyright © 2015 BY AZAT MARDAN

**REFERENCE BOOKS:**

1. Full-Stack JavaScript Development by Eric Bush.
2. Mastering Full Stack React Web Development Paperback – April 28, 2017 by Tomasz Dyl , Kamil Przeorski , Maciej Czarnecki

**Course Outcomes:**

## **B.Tech - CSE (CYBER SECURITY) - R-20 Regulation Syllabus**

---

1. Students will be able to introduce to web development basics like HTML and Unix scripting.
2. Students will be able to learn the core concepts of frontend programming using Ajax, jQuery and JSON.
3. Students will be able to get familiar with the latest web development technologies like react JS and Redux.
4. Students will be able to learn about java web development.
5. Students will be able to understand database and deployment of application in cloud.

**(R20A0525) MACHINE LEARNING**

**Course Objectives**

The students will be able:

1. To introduce the basic concepts and techniques of machine learning and the need for Machine learning techniques for real world problem
2. To provide understanding of various Machine learning algorithms and the way to evaluate the performance of ML algorithms
3. To understand, learn and design simple artificial neural networks for the selected problem
4. To gain skills of how to combine multiple machine learning algorithms to solve the selected problem
5. To understand deep belief networks and applications

**UNIT – I:**

**INTRODUCTION**

Machine-Learning Paradigms: Introduction. Machine Learning Systems, Forms of Learning: Supervised and Unsupervised Learning, reinforcement – theory of learning – feasibility of learning – Data Preparation– training versus testing and split.

**Supervised Learning:**

**Regression:** Linear Regression, multi linear regression, Polynomial Regression, logistic regression, Non-linear Regression, Model evaluation methods.

**UNIT – II:**

**Classification:** – support vector machines – soft margin SVM – going beyond linearity – generalization and over fitting – regularization – validation-Naïve Bayes classification, Ensemble Learning: BOOSTING - AdaBoost – Stumping- Gradient Boosting Machines and XGBoost -BAGGING  
-Subbagging -Different Ways to Combine Classifiers-Random forest Classifier

**UNIT – III:**

**Unsupervised learning**

Nearest neighbor models – K-means – clustering around medoids – silhouettes – hierarchical clustering – k-d trees – locality sensitive hashing – non-parametric regression. Clustering trees – learning ordered rule lists – learning unordered rule lists – descriptive rule learning – association rule mining – first-order rule learning

**UNIT - IV:**

Dimensionality Reduction - Linear Discriminant Analysis – Principal Component Analysis – Covariance's - limitations of PCA-Computing PCA .

**Reinforcement learning**

Reinforcement learning- Example: Getting Lost -State and Action Spaces - Carrots and Sticks: The Reward Function -Discounting -Action Selection - Policy –MARKOV DECISION PROCESSES - The Markov Property - Probabilities in Markov Decision Processes

**UNIT – V:**

Neural Networks - The Perceptron -The Perceptron Learning Algorithm - LINEAR SEPARABILITY:The Perceptron Convergence Theorem - The Exclusive or (XOR) Function

BACK-PROPAGATION OF ERROR : The Multi-layer Perceptron Algorithm -Different Output Activation Functions -Sequential and Batch Training - Local Minima - Picking Up Momentum- Minibatches and Stochastic Gradient Descent- A Regression Problem - Classification with the MLP.

**TEXT BOOKS:**

1. MACHINE LEARNING An Algorithmic Perspective 2<sup>nd</sup> Edition,Stephen Marsland,2015, byTaylor & Francis Group, LLC
2. Introduction to Machine Learning ,The Wikipedia Guide

**REFERENCE BOOKS:**

1. Introduction to Machine Learning, Second Edition, Ethem Alpaydın, the MIT Press, Cambridge, Massachusetts, London, England.
2. Machine Learning , Tom M. Mitchell, McGraw-Hill Science, ISBN: 0070428077
3. Understanding Machine Learning:From Theory to Algorithms, c 2014 by ShaiShalev-Shwartz and Shai Ben-David, Published 2014 by Cambridge University Press.

**COURSE OUTCOMES:**

The students will be able:

1. Apply machine learning techniques in the design of computer systems
2. To differentiate between various categories of ML algorithms
3. Design and make modifications to existing machine learning algorithms to suit an individual application to improve classification accuracy
4. Able to design deep neural networks
5. Design systems that use appropriate graph models of machine learning

**PROFESSIONAL ELECTIVE – III****(R20A6205) APPLIED CRYPTOGRAPHY****Course Objectives:**

1. To learn basic concepts of Computer security and cryptography.
2. To understand various Symmetric and Asymmetric cryptographic algorithms.
3. To learn different Message Authentication Algorithms, Hash Functions and authentication applications.
4. To describe public-key cryptosystem, enhancements made to IPv4 by IPsec.
5. To gain knowledge of public-key cryptography and understand the implementation of Web security and Firewalls.

**UNIT - I**

**Attacks on Computers and Computer Security:** Introduction, The need for security, Security approaches, Principles of security, Types of Security attacks, Security services, Security Mechanisms, A model for Network Security

**Cryptography: Concepts and Techniques:** Introduction, plain text and cipher text, substitution techniques, transposition techniques, encryption and decryption, symmetric and asymmetric key cryptography, steganography, key range and key size, possible types of attacks.

**UNIT - II**

**Symmetric key Ciphers:** Block Cipher principles & Algorithms (DES, AES), Block cipher modes of operation, Stream ciphers, RC4, Location and placement of encryption function, Key distribution

**Asymmetric key Ciphers:** Principles of public key cryptosystems, Algorithms (RSA, Diffie-Hellman), Key Distribution.

**UNIT - III**

**Message Authentication Algorithms and Hash Functions:** Authentication requirements, Functions, Message authentication codes, Hash Functions, Secure hash algorithm, Whirlpool, HMAC, Digital signatures.

**Authentication Applications:** Kerberos, X.509

Authentication Service, Public — Key Infrastructure, Biometric Authentication

**UNIT - IV**

**E-Mail Security:** Pretty Good Privacy, S/MIME **IP Security:** IP Security overview, IP Security architecture, Authentication Header, Encapsulating security payload, Combining security associations, key management.

**UNIT - V**

**Web Security:** Web security considerations, Secure Socket Layer and Transport Layer Security, Secure electronic transaction **Intruders, Virus and Firewalls:** Intruders, Intrusion detection, password management, Virus and related threats, Countermeasures, Firewall design principles, Types of firewalls

**Case Studies on Cryptography and security:** Secure **Inter-branch** Payment Transactions, Cross site Scripting Vulnerability, Virtual Elections

**TEXT BOOKS:**

1. Cryptography and Network Security: William Stallings, Pearson Education, 4<sup>th</sup> Edition
2. Cryptography and Network Security: Atul Kahate, Mc Graw Hill, 2<sup>nd</sup> Edition

**REFERENCE BOOKS:**

1. Cryptography and Network Security: C K Shyamala, N Harini, Dr T R Padmanabhan, Wiley India, 1st Edition.
2. Cryptography and Network Security : Forouzan Mukhopadhyay, Mc Graw Hill, 2<sup>nd</sup> Edition
3. Information Security, Principles and Practice: Mark Stamp, Wiley India.
4. Principles of Computer Security: WM.Arthur Conklin, Greg White, TMH
5. Introduction to Network Security: Neal Krawetz, CENGAGE Learning
6. Network Security and Cryptography: Bernard Menezes, CENGAGE Learning

**Course Outcomes:**

1. Students will be able to learn basic concepts of Computer security and cryptography.
2. Students will be able to understand various Symmetric and Asymmetric cryptographic algorithms.
3. Students will be able to learn different Message Authentication Algorithms, Hash Functions and authentication applications.
4. Students will be able to describe public-key cryptosystem, enhancements made to IPv4 by IPSec.
5. Students will be able to gain knowledge of public-key cryptography and understand the implementation of Web security and Firewalls.

**PROFESSIONAL ELECTIVE - III****(R20A6206) INTRUSION DETECTION SYSTEMS****COURSE OBJECTIVES:**

1. To introduce basic concepts of intrusion detection system.
2. To understand Intrusion Prevention Systems, Network IDs protocol and model for intrusion analysis.
3. To Understand when, where, how, and why to apply Intrusion Detection tools and techniques in order to improve the security posture of an enterprise.
4. To Apply knowledge of the fundamentals and history of Intrusion Detection in order to avoid common pitfalls in the creation and evaluation of new Intrusion Detection Systems.
5. To learn agent development for intrusion detection and architectural models of IDs and IPs.

**UNIT-I:**

History of Intrusion detection, Audit, Concept and definition , Internal and external threats to data, attacks, Need and types of IDS, Information sources Host based information sources, Network based information sources.

**UNIT-II:**

Intrusion Prevention Systems, Network IDs protocol based IDs ,Hybrid IDs, Analysis schemes, thinking about intrusion. A model for intrusion analysis , techniques Responses requirement of responses, types of responses mapping responses to policy Vulnerability analysis, credential analysis non credential analysis.

**UNIT-III:**

Introduction to Snort, Snort Installation Scenarios, Installing Snort, Running Snort on Multiple Network Interfaces, Snort Command Line Options. Step-By-Step Procedure to Compile and Install Snort Location of Snort Files, Snort Modes Snort Alert Modes

**UNIT-IV:**

Working with Snort Rules, Rule Headers, Rule Options, The Snort Configuration File etc. Plugins, Preprocessors and Output Modules, Using Snort with MySQL

**UNIT-V:**

Using ACID and Snort Snarf with Snort, Agent development for intrusion detection, Architecture models of IDs and IPs.

**TEXT BOOKS:**

1. Rafeeq Rehman : “ Intrusion Detection with SNORT, Apache, MySQL, PHP and ACID,” 1st Edition, Prentice Hall , 2003.

**REFERENCES:**

1. Christopher Kruegel, Fredrik Valeur, Giovanni Vigna: "Intrusion Detection and Correlation Challenges and Solutions", 1st Edition, Springer, 2005.
2. Carl Endorf, Eugene Schultz and Jim Mellander " Intrusion Detection & Prevention", 1st Edition, Tata McGraw-Hill, 2004.
3. Stephen Northcutt, Judy Novak : "Network Intrusion Detection", 3rd Edition, New Riders Publishing, 2002.
4. T. Fahringer, R. Prodan, "A Text book on Grid Application Development and Computing Environment". 6th Edition, Khanna Publishers, 2012.

**COURSE OUTCOMES:**

1. Students will be introduced to basic concepts of intrusion detection system.
2. Students will be able to understand Intrusion Prevention Systems, Network IDs protocol and model for intrusion analysis.
3. Students will be able to understand when, where, how, and why to apply Intrusion Detection tools and techniques in order to improve the security posture of an enterprise.
4. Students will be able to apply knowledge of the fundamentals and history of Intrusion Detection in order to avoid common pitfalls in the creation and evaluation of new Intrusion Detection Systems.
5. Students will be able to learn agent development for intrusion detection and architectural models of IDs and IPs.

**M R C E T CAMPUS | AUTONOMOUS INSTITUTION - UGC, GOVT. OF INDIA**  
**III Year B.Tech. CSE(CYS)- II Sem**

**L/T/P/C**  
**3/-/-/3**

**PROFESSIONAL ELECTIVE – III**  
**(R20A1207) MOBILE APPLICATION DEVELOPMENT**

**UNIT-I**

**Introduction to Android Operating System:** Android OS and Features – Android development framework;

Installing and running applications on Android Studio, Creating AVDs, Types of Android application; Creating Activities, Activity Life Cycle, Activity states, monitoring state changes;

**UNIT - II**

**Android application components** – Android Manifest file, Externalizing resources like Simple Values, Drawables, Layouts, Menus, etc,

**Building User Interfaces:** Fundamental Android UI design, Layouts – Linear, Relative, Grid and Table Layouts. User Interface (UI) Components

**UNIT-III**

**Fragments** – Creating fragments, Lifecycle of fragments, Fragment states, Adding fragments to Activity, adding, removing and replacing fragments with fragment transactions, interfacing between fragments and Activities,

**UNIT-IV**

**Intents and Broadcasts:** Using intents to launch Activities, Types of Intents, Passing data to Intents, Getting results from Activities, Broadcast Receivers – Using Intent filters to service implicit Intents, Resolving Intent filters;

**UNIT-V**

**Database:** Introduction to SQLite database, creating and opening a database, creating tables, inserting retrieving and deleting data;

**TEXT BOOKS:**

1. Professional Android 4 Application Development, Reto Meier, Wiley India, (Wrox), 2012
2. Android Application Development for Java Programmers, James C Sheusi, Cengage Learning, 2013

**REFERENCES:**

1. Beginning Android 4 Application Development, Wei-Meng Lee, Wiley India (Wrox), 2013
2. Android Application Development (with Kitkat Support), Black Book, Pradeep Kothari, 2014, Dreamtech Press publisher, Kogent Learning Inc.,2014
3. Android Programming: Pushing the Limits, Erik Hellman, 1st Edition, Wiley Publications, 2014

Course Outcomes

1. Analyze architecture of android and current trends in mobile operating systems.
2. Apply suitable software tools and APIs for the development User Interface of a particular mobile application.
3. Apply intents and broadcast receivers in android application.
4. Develop and design apps for mobile devices using SQLiteDatabase.

**PROFESSIONAL ELECTIVES - IV**  
**(R20A6209) Secure Software Design & Enterprise Computing****COURSE OBJECTIVES**

This course will enable the students to:

1. Understand and Explain the software development perspective to the challenges of engineering software systems that are secure.
2. This course addresses design and implementation issues critical to producing secure software systems.
3. Gain knowledge about Software Assurance Model
4. To understand Identification and authentication in Software Security in Enterprise Business.
5. To learn about how Security development frameworks organized.

**UNIT -I****Introduction**

Defining computer security, the principles of secure software, trusted computing base, etc, threat modeling, advanced techniques for mapping security requirements into design specifications. Secure software implementation, deployment and ongoing management.

**UNIT -II**

**Software design and an introduction to hierarchical design representations.** Difference between high-level and detailed design. Handling security with high-level design. General Design Notions. Security concerns designs at multiple levels of abstraction, Design patterns, quality assurance activities and strategies that support early vulnerability detection, Trust models, security Architecture & design reviews .

**UNIT -III**

**Software Assurance Model:** Identify project security risks & selecting risk management strategies, Risk Management Framework, Security Best practices/ Known Security Flaws, Architectural risk analysis, Security Testing & Reliability. Introduction to reliability engineering, software reliability, Software Reliability approaches, Software reliability modeling.

**UNIT -IV**

**Software Security in Enterprise Business:** Identification and authentication, Enterprise Information Security, Symmetric and asymmetric cryptography, including public key cryptography, data encryption standard (DES), advanced encryption standard (AES), algorithms for hashes and message digests. Authentication, authentication schemes , access control models, Kerberos protocol, public key infrastructure (PKI), firewalls and VPNs.

**UNIT -V**

**Security development frameworks.** Security issues associated with the development and deployment of information systems, including Internet-based e-commerce, e-business, and e-service systems, as well as the technologies required to develop secure information systems for enterprises, policies and regulations essential to the security of enterprise information systems.

**TEXT BOOKS:**

1. W. Stallings, Cryptography and network security: Principles and practice, 5 th Edition, Upper Saddle River, NJ: Prentice Hall., 2011
2. C. Kaufman, r. Perlman, & M. Speciner, Network security: Private communication in a public world, 2 nd Edition, Upper Saddle River, NJ:Prentice Hall, 2002
3. C. P. Pfleeger, S. L. Pfleeger, Security in Computing, 4 th Edition, Upper Saddle River, NJ:Prentice Hall, 2007
4. M. Merkow, & J. Breithaupt, Information security: Principles and practices. Upper Saddle River, NJ:Prentice Hall, 2005

**REFERENCE BOOKS:**

1. Gary McGraw, Software Security: Building Security In, Addison-Wesley, 2006

**COURSE OUTCOMES:**

1. Understand various aspects and principles of software security.
2. Devise security models for implementing at the design level.
3. Identify and analyze the risks associated with s/w engineering and use relevant models to mitigate the risks.
4. Understand the various security algorithms to implement for secured computing in enterprise Business and computer networks.
5. Explain different security frameworks for different types of systems including electronic systems

**MALLA REDDY COLLEGE OF ENGINEERING AND TECHNOLOGY**  
**III Year B.Tech. CSE (CYS)- II Sem**

**L/T/P/C**  
**3 -/-/3**

**Professional Elective –IV**  
**(R20A0522) SOFTWARE TESTING METHODOLOGIES**

**COURSE OBJECTIVES**

1. To learn and understand the tools and techniques of software testing and its practice in the industry.
2. To be aware of the differences between the various testing strategies.
3. To know the taxonomy and purpose of software testing tools.
4. Ability to learn path testing, domain testing
5. To know the data flow testing

**UNIT I**

Introduction: Purpose of testing, Dichotomies, model for testing, consequences of bugs, taxonomy of bugs

**UNIT II**

Flow graphs and Path testing: Basics concepts of path testing, predicates, path predicates and achievable paths, path sensitizing, path instrumentation, application of path testing.

**Transaction Flow Testing:** Transaction flows, transaction flow testing techniques

**UNIT III**

**Dataflow testing:** Basics of dataflow testing, strategies in dataflow testing, application of dataflow testing. **Domain Testing:** domains and paths, Nice & ugly domains, domain testing, domains and interfaces testing, domain and interface testing, domains and testability.

**UNIT IV**

Paths, Path products and Regular expressions : Path products & path expression, reduction procedure, applications, regular expressions & flow anomaly detection.

**Logic Based Testing** : Overview, decision tables, path expressions, kv charts, specifications.

**UNIT V**

**State, State Graphs and Transition testing** : State graphs, good & bad state graphs, state testing, Testability tips. Graph Matrices and Application : Motivational overview, matrix of graph, relations, power of a matrix, node reduction algorithm, building tools.

**TEXT BOOKS:**

1. Software Testing techniques - Boris Beizer, Dreamtech, second edition.
2. Software Testing Tools – Dr.K.V.K.K.Prasad, Dreamtech.

**REFERENCE BOOKS:**

1. The craft of software testing - Brian Marick, Pearson Education.
2. Software Testing Techniques – SPD(Oreille)
3. Software Testing in the Real World – Edward Kit, Pearson.
4. Effective methods of Software Testing, Perry, John Wiley.
5. Art of Software Testing – Meyers, John Wiley.

**COURSE OUTCOMES:**

Students will be able to:

1. Ability to test a process for continuous quality improvement
2. Generation of test cases from requirements
3. Analysis of Modeling techniques: UML: FSM and State charts, Combinatorial design etc.
4. Test generation from models.
5. Test adequacy assessment

**M R C E T CAMPUS | AUTONOMOUS INSTITUTION - UGC, GOVT. OF INDIA**  
**III Year B.Tech. CSE(CYS)- II Sem**

**L/T/P/C**

**3/-/-/3**

<p align="center"><b>PROFESSIONAL ELECTIVE - IV</b> <b>(R20A6606) HUMAN COMPUTER INTERACTION</b></p>
--

**Course Objectives:**

1. Gain an overview of Human-Computer Interaction (HCI), with an understanding of user interface design in general, and alternatives to traditional "keyboard and mouse" computing
2. Familiar with the vocabulary associated with sensory and cognitive systems as relevant to task performance by humans
3. Apply models from cognitive psychology to predicting user performance in various human-computer interaction tasks and recognize the limits of human performance as they apply to computer operation
4. Be familiar with a variety of both conventional and non-traditional user interface paradigms
5. Work in small groups on a product design from start to finish will provide you with invaluable team-work experience.

**UNIT - I**

**Introduction :** Importance of user Interface – definition, importance of good design. Benefits of good design. A brief history of Screen design.

**The graphical user interface** – popularity of graphics, the concept of direct manipulation, graphical system, Characteristics, Web user – Interface popularity, characteristics- Principles of user interface.

**UNIT - II**

**Design process** – Human interaction with computers, importance of human characteristics, human consideration, Human interaction speeds, understanding business junctions.

**UNIT – III**

**Screen Designing :** Design goals – Screen planning and purpose, organizing screen elements, ordering of screen data and content – screen navigation and flow – Visually pleasing composition – amount of information – focus and emphasis – presentation information simply and meaningfully – information retrieval on web – statistical graphics – Technological consideration in interface design.

**UNIT - IV**

**Windows** – New and Navigation schemes selection of window, selection of devices based and screen based controls.

**Components** – text and messages, Icons and increases – Multimedia, colors, uses problems, choosing colors.

**UNIT - V**

**Software tools** – Specification methods, interface – Building Tools.

**Interaction Devices** – Keyboard and function keys – pointing devices – speech recognition digitization and generation – image and video displays – drivers.

**TEXT BOOKS:**

1. The essential guide to user interface design, Wilbert O Galitz, Wiley DreamaTech.
2. Designing the user interface. 3rd Edition Ben Shneidermann , Pearson Education Asia.

**REFERENCES :**

1. Human – Computer Interaction. ALAN DIX, JANET FINCAY, GRE GORYD, ABOWD, RUSSELL BEALG, PEARSON.
2. Interaction Design PRECE, ROGERS, SHARPS. Wiley Dreamtech, User Interface Design, Soren Lauesen , Pearson Education.

**Course outcomes:**

1. Explain the capabilities of both humans and computers from the view point of human information processing.
2. Describe typical HCI models, styles and various historic HCI paradigms
3. Apply an interactive design process and universal design principles to designing HCI systems
4. Describe and use HCI design principles, standards and guidelines
5. Analyze and identify user modules, user support, socio organizational issues and stakeholder requirements of HCI systems.

**M R C E T CAMPUS | AUTONOMOUS INSTITUTION - UGC, GOVT. OF INDIA**

**III Year B.Tech. CSE (CYS) – II Sem**

**L/T/P/C**

**3/-/-/3**

**OPEN ELECTIVE – III**

**(R20A0453) ROBOTICS AND AUTOMATION**

**COURSE OBJECTIVES:**

This course will enable the students:

1. To study overview of Embedded Systems, Robots, Microprocessors & Microcontrollers.
2. To study in detail about Robotics and sensors.
3. To study about AVR RISC Microcontroller architecture in detail.
4. To study about ARM Processor in detail.
5. To study about Artificial Intelligence in Robotics.

**UNIT – I:**

Introduction to Embedded System Design, Categories of ES, Overview of Embedded System Architecture, Recent Trends in Embedded Systems, Hardware Architecture of Embedded System, Real-time Embedded Systems and Robots, Robots and Robotics, Microprocessors and Microcontrollers, Microcontroller or Embedded Controller

**UNIT – II:**

**Robotics:** Classification of Robots, Degree of freedom, Kinematics; Multidisciplinary approach: Motors-DC motors, Stepper Motors, Servo Motors; Power Transmission-Type of Gears, Gear Assembly, CAM follower, Sensors, Open loop and Closed-loop Controls, Artificial Intelligence.

**UNIT – III:**

**The AVR RISC microcontroller architecture:** Introduction , AVR family architecture, register file, the ALU, memory access and instruction execution, I/O memory ,EEPROM ,I/O ports, timers, UART, Interrupt structure.

**UNIT - IV:**

**ARM Processor:** Fundamentals, Registers, current program status register, pipeline concept, Interrupt and the vector table.

**UNIT - V:**

**AI IN ROBOTICS:** Robotic perception, localization, mapping- configuring space, planning uncertain movements, dynamics and control of movement, Ethics and risks of artificial intelligence in robotics.

**TEXT BOOKS:**

1. Subrata Ghoshal, "Embedded Systems & Robots", Cengage Learning Stuart Russell, Peter Norvig, "Artificial Intelligence: A modern approach", Pearson Education, India 2003.
2. ARM System Developer's Guide: Designing and Optimizing System Software- Andrew N. Sloss, Dominic Symes, Chris Wright, Elsevier Inc., 2007

**REFERENCE BOOKS:**

1. M.A. Mazidi, J.G. Mazidi, R.D. McKinlay, "8051 Microcontroller and Embedded Systems", Pearson.
2. Dr. K.V.K. Prasad, "Embedded/Real-Time Systems: Concepts Design & Programming", Dreamtech
3. Microcontrollers and applications, Ajay V Deshmukh , TMGH, 2005

**COURSE OUTCOMES:**

At the end of the course, the students will be able to

1. Understand the overview of Embedded Systems, Robots, Microprocessors & Microcontrollers.
2. Understand in detail about Robotics and sensors.
3. Understand AVR RISC Microcontroller architecture in detail.
4. Understand about ARM Processor in detail.
5. Understand about Artificial Intelligence in Robotics.

**OPEN ELECTIVE – III**

**(R20A01254) BIG DATA ARCHITECTURE**

**COURSE OBJECTIVES:**

This course will enable the students:

1. To introduce the terminology, technology and its applications
2. To introduce the concept of Analytics and Visualization
3. To demonstrate the Big Data Architecture and its components, tools
4. To provide knowledge about Apache Spark.
5. To provide wild understanding about the databases and Hadoop systems.

**UNIT - I:**

**Big Data Introduction:** Classification of Digital Data, Structured and Unstructured Data, Introduction to Big Data: Characteristics – Evolution – Definition - Challenges with Big Data - Other Characteristics of Data , Why Big Data - Traditional Business Intelligence versus Big Data, Importance of Big Data.

**UNIT - II:**

**Big Data Architecture Introduction:** Big Data Architecture- Definition, Why Big Data Architecture. Evolution of Big Data Architecture. Market Trends. Big Data Architecture and Its Sources. Big Data Architecture Use Cases.

**UNIT - III:**

**Big Data architecture components:** Data ingestion, Data storage, Data Computing, Data Analysis, Data Visualization. Understanding the Lambda architecture, HBase, Spark Libraries, Spark Streaming.

**UNIT - IV:**

**Introducing Apache Spark : Introduction to** Spark, Spark Architecture and its components, Features of Spark, Spark vs Hadoop, Challenges of Spark.

**UNIT - V:**

**Introduction To Technology Landscape**

NoSQL, Comparison of SQL and NoSQL, Hadoop -RDBMS Versus Hadoop - Distributed Computing Challenges – Hadoop Overview - Hadoop Distributed File System - Processing Data with Hadoop - Managing Resources and Applications with Hadoop YARN - Interacting with Hadoop Ecosystem

**TEXT BOOKS:**

1. Tom White “ Hadoop: The Definitive Guide” Third Edit on, O’reily Media, 2012.
2. Seema Acharya, Subhasini Chellappan, "Big Data Analytics" Wiley 2015.

**REFERENCE BOOKS:**

1. Michael Berthold, David J. Hand, "Intelligent Data Analysis", Springer, 2007.
2. Jay Liebowitz, "Big Data and Business Analytics" Auerbach Publications, CRC press (2013) .
3. Tom Plunkett, Mark Hornick, "Using R to Unlock the Value of Big Data: Big Data Analytics with Oracle R Enterprise and Oracle R Connector for Hadoop", McGraw-Hill/Osborne Media (2013), Oracle press.
4. Glen J. Myat, "Making Sense of Data", John Wiley & Sons, 2007
5. Pete Warden, "Big Data Glossary", O'Reily, 2011.
6. Michael Mineli, Michele Chambers, Ambiga Dhiraj, "Big Data, Big Analytics: Emerging Business Intelligence and Analytic Trends for Today's Businesses", Wiley Publications, 2013.
7. ArvindSathi, "BigDataAnalytics: Disruptive Technologies for Changing the Game", MC Press, 2012
8. Paul Zikopoulos ,Dirk DeRoos , Krishnan Parasuraman , Thomas Deutsch , James Giles , David Corigan , "Harness the Power of Big Data The IBM Big Data Platform ", Tata McGraw Hill Publications

**COURSE OUTCOMES:**

Upon successful completion of the course, the student will be able to

1. Identify Big Data and its Business Implications.
2. Categorize and summarize Big Data and its importance.
3. Acquire fundamental enabling techniques and scalable algorithms like Hadoop, Map Reduce in big data analytics
4. Compare various file systems and use an appropriate file system for storing different types of data.
5. Connect to web data sources for data gathering, Integrate data sources with Hadoop components to process streaming data.

**OPEN ELECTIVE –III**

**(R20A6251) INFORMATION SECURITY**

**COURSE OBJECTIVES:**

This course will enable the students:

1. To learn the objectives of information security, importance and application of confidentiality, integrity, authentication and availability
2. To understand various cryptographic algorithms and basic categories of threats to computers and networks
3. To describe public-key cryptosystem, enhancements made to IPv4 by IPSec
4. To understand Intrusions and intrusion detection
5. To gain knowledge on fundamental ideas of public-key cryptography.
6. To generate and distribute a PGP key pair and use the PGP package to send an encrypted e-mail message.
7. To understand the importance and implementation of Web security and Firewalls

**UNIT - I:**

**Attacks on Computers and Computer Security:** Introduction, The need for security, Security approaches, Principles of security, Types of Security attacks, Security services, Security Mechanisms, A model for Network Security

**Cryptography: Concepts and Techniques:** Introduction, plain text and cipher text, substitution techniques, transposition techniques, encryption and decryption, symmetric and asymmetric key cryptography, steganography, key range and key size, possible types of attacks.

**UNIT - II:**

**Symmetric key Ciphers:** Block Cipher principles & Algorithms(DES, AES), Block cipher modes of operation, Stream ciphers, RC4, Location and placement of encryption function, Key distribution **Asymmetric key Ciphers:** Principles of public key cryptosystems, Algorithms(RSA, Diffie-Hellman), Key Distribution.

**UNIT - III:**

**Message Authentication Algorithms and Hash Functions:** Authentication requirements, Functions, Message authentication codes, Hash Functions, Secure hash algorithm, Whirlpool, HMAC, Digital signatures, **Authentication Applications:** Kerberos, X.509 Authentication Service, Public — Key Infrastructure, Biometric Authentication

**UNIT - IV:**

**E-Mail Security:** Pretty Good Privacy, S/MIME **IP Security:** IP Security overview, IP Security architecture, Authentication Header, Encapsulating security payload, Combining security associations, key management.

**UNIT - V:**

**Web Security:** Web security considerations, Secure Socket Layer and Transport Layer Security, Secure electronic transaction **Intruders, Virus and Firewalls:** Intruders, Intrusion detection, password management, Virus and related threats, Countermeasures, Firewall design principles, Types of firewalls **Case Studies on Cryptography and security:** Secure Inter-branch Payment Transactions, Cross site Scripting Vulnerability, Virtual Elections

**TEXT BOOKS:**

1. Cryptography and Network Security: William Stallings, Pearson Education, 4<sup>th</sup> Edition
2. Cryptography and Network Security: Atul Kahate, Mc Graw Hill, 2<sup>nd</sup> Edition

**REFERENCE BOOKS:**

1. Cryptography and Network Security: C K Shyamala, N Harini, Dr T R Padmanabhan, Wiley India, 1st Edition.
2. Cryptography and Network Security : Forouzan Mukhopadhyay, Mc Graw Hill, 2<sup>nd</sup> Edition
3. Information Security, Principles and Practice: Mark Stamp, Wiley India.
4. Principles of Computer Security: WM.Arthur Conklin, Greg White, TMH
5. Introduction to Network Security: Neal Krawetz, CENGAGE Learning
6. Network Security and Cryptography: Bernard Menezes, CENGAGE Learning

**COURSE OUTCOMES:**

- 1 Student will be able to understand basic cryptographic algorithms, message and web authentication and security issues
2. Ability to identify information system requirements for both of them such as client and server
3. Ability to identify and investigate vulnerabilities and security threats and mechanisms to counter them.
4. Ability to understand the current legal issues towards information security.
5. Understand the importance of Web security and Firewalls

**COURSE OBJECTIVES:**

This course will enable the students:

1. To understand the various distributed system models and evolving computing
2. paradigms
3. To gain knowledge in virtualization of computer resources
4. To realize the reasons for migrating into cloud
5. To introduce the various levels of services that can be achieved by a cloud.
6. To describe the security aspects in cloud and the services offered by a cloud.

**UNIT- I:**

**Systems Modeling :Distributed System Models and Enabling Technologies-** Scalable Computing over the Internet- System Models for Distributed and Cloud Computing- Software Environments for Distributed Systems and Clouds- Performance, Security, and Energy Efficiency

**UNIT- II:**

**Virtualization: Virtual Machines and Virtualization of Clusters and data centers-** Implementation Levels of Virtualization -Virtualization Structures/Tools and Mechanisms- Virtualization of CPU, Memory, and I/O Devices-Virtual Clusters and data centers

**UNIT- III:**

**Foundations:** Introduction to Cloud Computing- Migrating into a Cloud-The Enterprise Cloud Computing Paradigm.

**UNIT- IV:**

**Infrastructure as a Service (IAAS) & Platform (PAAS):** Virtual machines provisioning and Migration services-On the Management of Virtual machines for Cloud Infrastructures-Aneka—Integration of Private and Public Clouds

**UNIT- V:**

**Software as a Service ( SAAS) & Data Security in the Cloud:**

Google App Engine – Centralizing Email Communications- Collaborating via Web-Based Communication Tools-An Introduction to the idea of Data Security- The Current State of Data Security in the Cloud- Cloud Computing and Data Security Risk- Cloud Computing and Identity.

**TEXT BOOKS:**

1. Distributed and Cloud Computing, Kaittwang Geoffrey C.Fox and Jack J Dongrra, Elsevier India 2012.
2. Mastering Cloud Computing- Raj Kumar Buyya, Christian Vecchiola and S.TanuraiSelvi, TMH, 2012.
3. Michael Miller, Cloud Computing: Web-Based Applications That Change the Way you Work and Collaborate Online, Que Publishing, August 2008.

**COURSE OUTCOMES:**

1. To distinguish the different models and computing paradigms.
2. To explain the levels of virtualization and resources virtualization
3. To analyze the reasons for migrating into cloud
4. To effectively use the cloud services in terms of infrastructure and operating platforms.
5. To apply the services in the cloud for real world scenarios

**M R C E T CAMPUS | AUTONOMOUS INSTITUTION - UGC, GOVT. OF INDIA**  
**III Year B.Tech. CSE(CYS)- II Sem**

**L/T/P/C**  
**3/-/-/3**

**OPEN ELECTIVE - III**  
**(R20A0352) DESIGN THINKING**

**COURSE OBJECTIVES:**

1. To understand the engineering design process and identification of customer need.
2. To understand innovative problem solving concepts.
3. To understand the principles of Design for Manufacturing and FMEA.
4. To know about the design for assembly principles.
5. To know about the concepts of design for environment and design for recycling.

**UNIT-I**

**Introduction:** Innovations in Design, Engineering Design Process, Prescriptive and integrative models of design, Design Review and societal considerations.

**Identification of Customer Need:** Evaluating Customer requirements and survey on customer needs, Conversion of customer needs into technical Specifications, Information sources.

**UNIT-II**

Theory of Inventive Problem solving (TRIZ), Creativity and Problem solving, Functional Decomposition of the problem for innovative concept development, Introduction to Axiomatic Design, Concept evaluation and decision making.

**UNIT-III**

**Design for Manufacturing:** Technical estimating, design of experiments, design for manufacturability, statistical process control, Introduction to FMEA (failure modes and effects analysis), and Case study of design for manufacturing: Manufacturing System Design Based on Axiomatic Design: Case of Assembly Line

**UNIT-IV**

**Design for Assembly:** Assembly Principles, Process, Worksheet, Assumptions. Case study of design for Assembly: Manufacturing System Design Based on Axiomatic Design: Case of Assembly Line

**UNIT-V**

**Design for Environment:** Design for recycling; Design for disassembly, Design for energy Efficiency, Design for remanufacture, Design for disposability, Hazardous material minimization. Case study of design for Environment.

**TEXT BOOKS:**

1. Nigel Cross, Engineering Design Methods, John Wiley, 2009.
2. George E. Dieter, Engineering Design, McGraw-Hill, 2009.
3. GenrichAltshuller, The Innovation Algorithm, Technical Innovation Centre, 2011.

**REFERENCE BOOKS**

1. The Art of Innovation, by Tom Kelley.
2. Design Thinking, by Nigel Cross.
3. The Design of Business: by Roger Martin.

**COURSE OUTCOMES:**

1. The importance of design in innovation.
2. Design tools and processes can generate innovative new ideas.
3. Design and design thinking to innovative in areas such as engineering, software development and business operations.
4. Strengthen students' individual and collaborative capabilities to identify customer needs, create sound concept hypotheses, collect appropriate data, and develop a prototype that allows for meaningful feedback in a real-world environment.
5. To describe the various case studies for design for environment.

**M R C E T CAMPUS | AUTONOMOUS INSTITUTION - UGC, GOVT. OF INDIA**

**III Year B.Tech. CSE(CYS)- II Sem**

**L/T/P/C**

**3/-/-/3**

**OPEN ELECTIVE - III  
(R20A0065) BUSINESS ANALYTICS**

**Course Aim/s:**

- To help students in understanding how the managers use business analytics for managerial decision making.

**Learning Outcome/s:**

- The students will be familiar with the practices of analyzing and reporting the business data useful for the insights of business growth and development.

**Unit-I: Understanding Business Analytics**

**Introduction:** Meaning of Analytics - Evolution of Analytics - Need of Analytics - Business Analysis vs. Business Analytics - Categorization of Analytical Models - Data Scientist vs. Data Engineer vs. Business Analyst - Business Analytics in Practice - Types of Data - Role of Business Analyst.

**Unit-II: Dealing with Data and Data Science**

**Data:** Data Collection - Data Management - Big Data Management - Organization/Sources of Data - Importance of Data Quality - Dealing with Missing or Incomplete Data - Data Visualization - Data Classification.

**Data Science Project Life Cycle:** Business Requirement - Data Acquisition - Data Preparation - Hypothesis and Modeling - Evaluation and Interpretation - Deployment - Operations - Optimization - Applications for Data Science

**Unit-III: Data Mining and Machine Learning**

**Data Mining:** The Origins of Data Mining - Data Mining Tasks - OLAP and Multidimensional Data Analysis - Basic Concept of Association Analysis and Cluster Analysis.

**Machine Learning:** History and Evolution - AI Evolution - Statistics vs. Data Mining vs. Data Analytics vs. Data Science - Supervised Learning - Unsupervised Learning - Reinforcement Learning - Frameworks for Building Machine Learning Systems.

**Unit-IV: Applications of Business Analytics**

**Overview of Business Analytics Applications:** Financial Analytics - Marketing Analytics - HR Analytics - Supply Chain Analytics - Retail Industry - Sales Analytics - Web & Social Media Analytics - Healthcare Analytics - Energy Analytics - Transportation Analytics - Lending Analytics - Sports Analytics - Future of Business Analytics.

**Unit-V: Ethical, Legal and Organizational Issues**

**Issues & Challenges:** Business Analytics Implementation Challenges - Privacy and Anonymization - Hacking and Insider Threats - Making Customer Comfortable.

**REFERENCES:**

---

- James R Evans, Business Analytics, Global Edition, Pearson Education
- U Dinesh Kumar, Business Analytics, Wiley India Pvt. Ltd., New Delhi
- Ger Koole, An Introduction to Business Analytics, Lulu.com, 2019
- J.D. Camm, J.J. Cochran, M. J. Fry, J.W. Ohlmann, D.R. Anderson, D.J. Sweeney, T. A. Williams - *Essentials of Business Analytics*, 2e; Cengage Learning.
- Vipin Kumar, Introduction to Data Mining, Pang-Ning Tan, Michael Steinbach, Pearson Education India
- Bhimasankaram Pochiraju, Sridhar Seshadri, Essentials of Business Analytics: An Introduction to the Methodology and its Application, Springer

**(R20A0589) FULLSTACK DEVELOPMENT LAB****COURSE OBJECTIVES:**

1. Systematic Introduction to Web Designing
2. Getting familiar with the front and back end tools
3. Creating applications using HTML,CSS,Javascript
4. Implementing various applications using JQuery
5. Creating Websites

**Week-1.** Write a program to create a simple webpage using HTML.

**Week-2.** Write a program to create a website using HTML CSS and JavaScript?

**Week-3.** Write a program to build a Chat module using HTML CSS and JavaScript?

**Week-4.** Write a program to create a simple calculator Application using React JS

**Week-5.** Write a program to create a voting application using React JS

**Week-6.** Write a program to create and Build a Password Strength Check using JQuery.

**Week-7.** Write a program to create and Build a star rating system using JQuery.

**Week-8.** Create a project on Project Management application

This is going to be the toughest of all with a lot of features. They should have a framework of a basic social media site with users being able to communicate with each other. Users should be able to create projects and tasks within projects.

Users must be able to assign tasks to other users and must be able to comment on it just like on a social media post. To start with, each user can have a calendar view and a kanban style board. Users must be able to close and archive tasks as well as projects when completed.

**Week-9. Create a project on** Content Management System for a blog

Using the CMS users must be able to design a web page using the drag and drop method. Users should be able to add textual or media content into placeholders that are attached to locations on the web page using drag and drop method.

**Week-10. Create a project on** Grocery delivery application

Assume this project is for a huge online departmental store. Assume that they have a myriad of grocery items at their godown. All items must be listed on the website, along with their quantities and prices.

Users must be able to sign up and purchase groceries. The system should present him with delivery slot options, and the user must be able to choose his preferred slot. Users must then be taken to the payment page where he makes the payment with his favourite method.

**Week-11. Create a project** e-commerce portal for used furniture sales

Assume this project is for a startup that is acquiring used furniture from users at a price, refurbishing them and selling them off at a margin. The website must display second-hand furniture that is currently being sold.

Users must be able to sign up on the site and set up their profile. Users must be able to search for their required products and checkout to the payment page. Once payment is successful, the expected time of product arrival must be communicated to the user via email as well as displayed on the order page.

Users must also be able to sell used furniture to the company. Users must be able to upload pictures of the items they intend to sell. Based on the images, company admins must be able to decide whether to buy or not.

**COURSE OUTCOMES:**

After this course, Students will be able to do:

1. Usage of various front and back end Tools
2. They can understand and create applications on their own
3. Demonstrate and Designing of Websites can be carried out.
4. Hands on experience on Databases.
5. Capable of working on both front and back end Tools

**M R C E T CAMPUS | AUTONOMOUS INSTITUTION - UGC, GOVT. OF INDIA**  
**III Year B.Tech. CSE(CYS)- II Sem**

**L/T/P/C**  
**1/-/3/1.5**

**(R20A0590) MACHINE LEARNING LAB**

**COURSE OBJECTIVES:**

1. To introduce students to the basic concepts and techniques of Machine Learning.
2. To become familiar with regression methods.
3. To implement classification methods.
4. To implement clustering methods.
5. To become familiar with Dimensionality reduction Techniques.

**LIST OF EXPERIMENTS**

**WEEK 1**

- a) Implementation of Python Basic Libraries such as Statistics, Math, Numpy and Scipy
- b) Implementation of Python Libraries for ML application such as Pandas and Matplotlib.

**WEEK 2**

- a) Creation and Loading different datasets in Python
- b) Write a python program to compute Mean, Median, Mode, Variance, Standard Deviation using Datasets

**WEEK 3**

- a) Write a python program to compute reshaping the data, Filtering the data , merging the data and handling the missing values in datasets

**WEEK 4**

- a) Write a Python program to implement Simple Linear Regression and plot the graph.
- b) Implementation of Multiple Linear Regression for House Price Prediction using sklearn

**WEEK 5**

- a) Implementation of Logistic Regression for iris using sklearn

**WEEK 6**

- a) Implementation of random forest algorithm

**WEEK 7**

- a) Implementation of naive bayes classifier algorithm and plot the graph.

**WEEK 8**

- a) Implementation of SVM classification and plot the graph.

**WEEK 9**

- a) Implementation of PCA
- b) Implementation of LDA.

**WEEK 10**

- a) Implementation of k-means clustering.
- b) Implementation of hierarchical clustering.

**WEEK 11**

- a) Implementation Q-learning

**Week 12**

- a) Performance analysis on a specific dataset (Mini Project)

**COURSE OUTCOMES:**

1. To introduce students to the basic concepts and techniques of Machine Learning.
2. To become familiar with regression methods.
3. To implement classification methods.
4. To implement clustering methods.
5. To become familiar with Dimensionality reduction Techniques.

**(R20A0006) TECHNICAL COMMUNICATION AND SOFT SKILLS****INTRODUCTION:**

‘Technical Communication and Soft skills’ focus on enhancing students’ communication skills. Various technical writing styles and skills are developed. Students’ placement needs met by giving them an exposure to group discussions and mock interviews. Soft skills such as building positive relationships and teamwork are also emphasized.

The trainee hones these skills under the guidance of the instructor whose constant evaluation helps in the professional development of students. This course fulfils the need of the aspirants in acquiring and refining the skills required for placements and professional success.

**COURSE OBJECTIVES:**

1. To make the students recognize the role of technical English in their academic and professional fields
2. To improve language proficiency and to develop the required professional ethics
3. To equip students, organize, comprehend, write, and present, short and long forms of any technical work within the broad framework of the Scientific Method
4. To facilitate communication about projects and ideas throughout the industry and also to the non-technical people
5. To display professional behaviours and body language

**UNIT I – Effective Presentations**

Just-a-Minute sessions, Formal versus informal communication, Non-verbal communication; Concord:Subject-verb agreement

**UNIT 2 - Professional Communication**

Role Plays, Persuasion techniques, Presentation aids, Body language, Importance of listening in effective communication; Email Writing, Business Letter Writing, Letters of complaint, enquiry, responses; Memo Writing; Transformation of Sentences

**UNIT 3 – Career Planning**

Oral Presentations, Techniques of Listening Skills, types of Group discussions; Etiquette, Protocol; Resume Writing, Cover letter, Writing a statement of purpose; Tenses

**UNIT 4 - Technical Writing**

Group Discussion, Principles of Effective Writing, Paragraph writing, Advanced Essay Writing, Expansion for or against the essay, Narrative essay, Descriptive essay; Technical Report Writing, Format & Style; Active & Passive Voice

**UNIT 5 – Academic Writing**

Mock Interview sessions, facing interviews; Correction of Sentences

**REFERENCE BOOKS:**

1. R.K. Narayan, The Guide, Viking Press, 1958
2. David F. Beer and David Mc Murrey, Guide to writing as an Engineer, John Willey. New York, 2004
3. Diane Hacker, Pocket Style Manual, Bedford Publication, New York, 2003. (ISBN 0312406843)
4. Shiv Khera, You Can Win, Macmillan Books, New York, 2003.
5. Raman Sharma, Technical Communications, Oxford Publication, London, 2004.
6. Meenakshi Raman, Prakash Singh, Business communication, Oxford Publication, New Delhi 2012.
7. Dale Jung k, Applied Writing for Technicians, McGraw Hill, New York, 2004. (ISBN: 07828357-4)
8. Sharma, R. and Mohan, K. Business Correspondence and Report Writing, TMH New Delhi 2002.
9. Xebec, Presentation Book, TMH New Delhi, 2000. (ISBN 0402213)

**COURSE OUTCOMES:**

After completion of the course, the Students will be able to

1. Understand information which assists in completion of the assigned job tasks more successfully.
2. Communicate his ideas by writing projects, reports, instructions, diagrams and many other forms of professional writing.
3. Adhere to ethical norms of scientific communication.
4. Strengthen their individual and collaborative work strategies.
5. Successfully market them and sell themselves to the employer of their choice.

**BACHELOR OF TECHNOLOGY (B.Tech)**

# **CYBER SECURITY**

## **COURSE STRUCTURE & SYLLABUS (R20)**

**(Batches admitted from the academic year 2020 - 2021)**

**IV Year B.Tech. CSE(CYS)  
I Semester**

**M R C E T CAMPUS | AUTONOMOUS INSTITUTION - UGC, GOVT. OF INDIA****IV Year B.Tech. CSE (CYS)- I Sem****L/T/P/C****3/-/-/3****(R20A6208) SECURITY ASSESSMENT and RISK ANALYSIS****COURSE OBJECTIVES**

1. The course takes a software development perspective to the challenges of engineering software systems that are secure.
2. This course addresses design and implementation issues critical to producing secure software systems.
3. The course deals with the question of how to make the requirements for confidentiality, integrity, and availability integral to the software development process.
4. Secure software requirements gathering to design, development, configuration, deployment, and ongoing maintenance
5. Security of enterprise information systems.

**UNIT-1:** Defining computer security, the principles of secure software, trusted computing base, etc, threat modeling, advanced techniques for mapping security requirements into design specifications. Secure software implementation, deployment and ongoing management.

**UNIT-2:** Software design and an introduction to hierarchical design representations. Difference between high-level and detailed design. Handling security with high-level design. General Design Notions. Security concerns designs at multiple levels of abstraction, Design patterns, quality assurance activities and strategies that support early vulnerability detection, Trust models, security Architecture & design reviews .

**UNIT 3** Software Assurance Model: Identify project security risks & selecting risk management strategies, Risk Management Framework, Security Best practices/ Known Security Flaws, Architectural risk analysis, Security Testing & Reliability (Penn testing, Risk-Based Security Testing, Abuse Cases, Operational testing , Introduction to reliability engineering, software reliability, Software Reliability approaches, Software reliability modeling.

**UNIT-4:** Software Security in Enterprise Business: Identification and authentication, Enterprise Information Security, Symmetric and asymmetric cryptography, including public key cryptography, data encryption standard (DES), advanced encryption standard (AES), algorithms for hashes and message digests. Authentication, authentication schemes , access control models, Kerberos protocol, public key infrastructure (PKI), protocols specially designed for e-commerce and web applications, firewalls and VPNs. Management issues, technologies, and systems related to information security management at enterprises.

**UNIT-5:** Security development frameworks. Security issues associated with the development and deployment of information systems, including Internet-based e-commerce, e-business, and e-service systems, as well as the technologies required to develop secure information systems for enterprises, policies and regulations essential to the security of enterprise information systems.

**TEXT BOOKS:**

1. W. Stallings, Cryptography and network security: Principles and practice, 5 th Edition, Upper Saddle River, NJ: Prentice Hall., 2011
2. C. Kaufman, r. Perlman, & M. Speciner, Network security: Private communication in a public world, 2 nd Edition, Upper Saddle River, NJ:Prentice Hall, 2002
3. C. P. Pfleeger, S. L. Pfleeger, Security in Computing, 4 th Edition, Upper Saddle River, NJ:Prentice Hall, 2007
4. T4. M. Merkow, & J. Breithaupt, Information security: Principles and practices. Upper Saddle River, NJ:Prentice Hall, 2005

**REFERENCE BOOKS:**

1. Gary McGraw, Software Security: Building Security In, Addison-Wesley, 2006

**COURSE OUTCOMES:**

1. Understand various aspects and principles of software security.
2. Devise security models for implementing at the design level.
3. Identify and analyze the risks associated with s/w engineering and use relevant models to mitigate the risks.
4. Understand the various security algorithms to implement for secured computing and computer networks
5. Explain different security frameworks for different types of systems including electronic systems.

**(R20A0519) BIG DATA ANALYTICS**

**COURSE OBJECTIVES**

Students will try to learn:

1. To provide an overview of an exciting growing field of big data analytics.
2. To introduce the tools required to manage and analyze big data like Hadoop, NoSql MapReduce.
3. To demonstrate the Big Data Architecture and its components, tools.
4. To teach the fundamental techniques and principles in achieving big data analytics with scalability and streaming capability.
5. To enable students to have skills that will help them to solve complex real-world problems in for decision support.

**UNIT I**

**INTRODUCTION TO BIG DATA AND ANALYTICS**

Classification of Digital Data, Structured and Unstructured Data - Introduction to Big Data: Characteristics – Evolution – Definition - Challenges with Big Data - Other Characteristics of Data - Why Big Data - Traditional Business Intelligence versus Big Data - Data Warehouse and Hadoop Environment Big Data Analytics: Classification of Analytics – Challenges - Big Data Analytics important - Data Science - Data Scientist - Terminologies used in Big Data Environments - Basically Available Soft State Eventual Consistency - Top Analytics Tools

**UNIT II**

**INTRODUCTION TO TECHNOLOGY LANDSCAPE**

NoSQL, Comparison of SQL and NoSQL, Hadoop -RDBMS Versus Hadoop - Distributed Computing Challenges – Hadoop Overview - Hadoop Distributed File System - Processing Data with Hadoop - Managing Resources and Applications with Hadoop YARN - Interacting with Hadoop Ecosystem

**UNIT III**

**INTRODUCTION TO MONGODB AND CASSANDRA**

MongoDB: Why Mongo DB - Terms used in RDBMS and Mongo DB - Data Types - MongoDB Query Language Cassandra: Features - CQL Data Types – CQLSH – Keyspaces - CRUD Operations – Collections - Using a Counter - Time to Live - Alter Commands - Import and Export - Querying System Tables.

**UNIT IV**

**INTRODUCTION TO MAPREDUCE PROGRAMMING AND HIVE**

**MapReduce:** Mapper – Reducer – Combiner – Partitioner – Searching – Sorting – Compression

**Hive:** Introduction – Architecture - Data Types - File Formats - Hive Query Language Statements

– Partitions – Bucketing – Views - Sub- Query – Joins – Aggregations – Group by and Having - RCFile Implementation - Hive User Defined Function - Serialization and Deserialization - Hive Analytic Functions

## **UNIT V**

### **INTRODUCTION TO PIG & JASPERREPORTS**

Pig: Introduction - Anatomy – Features – Philosophy - Use Case for Pig - Pig Latin Overview - Pig Primitive Data Types - Running Pig - Execution Modes of Pig – HDFS Commands - Relational Operators – Eval Function - Complex Data Types - Piggy Bank - User-Defined Functions – Parameter Substitution - Diagnostic Operator - Word Count Example using Pig - Pig at Yahoo! – Pig Versus Hive - JasperReport using Jaspersoft.

#### **TEXT BOOK:**

1. Seema Acharya, SubhashiniChellappan, “Big Data and Analytics”, Wiley Publications, First Edition, 2015

#### **REFERENCE BOOK:**

1. Judith Huruwitz, Alan Nugent, Fern Halper, Marcia Kaufman, “Big data for dummies”, John Wiley & Sons, Inc.(2013)
2. Tom White, “Hadoop The Definitive Guide”, O’Reilly Publications, Fourth Edition, 2015
3. Dirk Deroos, Paul C.Zikopoulos, Roman B.Melnky, Bruce Brown, Rafael Coss, “Hadoop For Dummies”, Wiley Publications,2014
4. Robert D.Schneider, “Hadoop For Dummies”, John Wiley & Sons, Inc.(2012)
5. Paul Zikopoulos, “Understanding Big Data: Analytics for Enterprise Class Hadoop and Streaming Data, McGraw Hill, 2012 Chuck Lam, “Hadoop In Action”, Dreamtech Publications,2010

#### **COURSE OUTCOMES:**

Students will be able to:

1. Understand the key issues in big data management and its associated applications in intelligent business and scientific computing.
2. Acquire fundamental enabling techniques and scalable algorithms like Hadoop, Map Reduce and NO SQL in big data analytics.
3. Categorize and summarize Big Data and its importance.
4. Interpret business models and scientific computing paradigms, and apply software tools for big data analytics.
5. Achieve adequate perspectives of big data analytics in various applications like recommender systems, social media applications etc

**M R C E T CAMPUS | AUTONOMOUS INSTITUTION - UGC, GOVT. OF INDIA**  
**IV Year B.Tech. CSE (CYS)- I Sem**

**L/T/P/C**  
**3/-/-/3**

<b>(R20A0521) BLOCKCHAIN TECHNOLOGY</b>
---

**COURSE OBJECTIVES**

This course will enable the students to:

1. Understand how blockchain systems (mainly Bitcoin and Ethereum) work,
2. To gain knowledge on Mining Mechanism and blockchain application
3. Design, build, and deploy smart contracts and distributed applications.
4. Understand how crypto currency works.
5. Integrate ideas from blockchain technology into their own projects.

**UNIT I: BASICS:**

Distributed Database, Two General Problem, Byzantine General problem and Fault Tolerance, Hadoop Distributed File System, Distributed Hash Table, ASIC resistance. Cryptography: Hash function, Digital Signature - ECDSA, Memory Hard Algorithm, Zero Knowledge Proof.

**UNIT II: BLOCKCHAIN:**

Introduction, Advantage over conventional distributed database, Blockchain Network, Mining Mechanism, Distributed Consensus, Merkle Patricia Tree, Gas Limit, Transactions and Fee, Anonymity, Reward, Chain Policy, Life of Blockchain application, Soft & Hard Fork, Private and Public blockchain.

**UNIT III: DISTRIBUTED CONSENSUS:**

Nakamoto consensus, Proof of Work, Proof of Stake, Proof of Burn, Difficulty Level, Sybil Attack, Energy utilization and alternate.

**UNIT IV: CRYPTOCURRENCY:**

History, Distributed Ledger, Bitcoin protocols - Mining strategy and rewards, Ethereum - Construction, DAO, Solidity- Smart Contract, Truffle, GHOST, Vulnerability, Attacks, Sidechain, Namecoin comparing Bitcoin scripting vs. Ethereum Smart Contracts

**UNIT V: CRYPTOCURRENCY REGULATION:**

Stakeholders, Roots of Bit coin, Legal Aspects- Currency, Token, Tokenizing, Cryptocurrency Exchange, Black Market and Global Economy.

### **TEXT BOOK**

1. Arvind Narayanan, Joseph Bonneau, Edward Felten, Andrew Miller and Steven Goldfeder, Bitcoin and Cryptocurrency Technologies: A Comprehensive Introduction, Princeton University Press (July 19, 2016).
2. Draft version of "S. Shukla, M. Dhawan, S. Sharma, S. Venkatesan, 'Blockchain Technology: Cryptocurrency and Applications', Oxford University Press, 2019.

### **REFERENCE BOOKS**

1. Antonopoulos, Mastering Bitcoin: Unlocking Digital Cryptocurrencies
2. Satoshi Nakamoto, Bitcoin: A Peer-to-Peer Electronic Cash System
3. DR. Gavin Wood, "ETHEREUM: A Secure Decentralized Transaction Ledger,"Yellow paper.2014.
4. Nicola Atzei, Massimo Bartoletti, and Tiziana Cimoli, A survey of attacks on Ethereum smart contracts

### **COURSE OUTCOMES**

By the end of the course, students will be able to

1. Explain design principles of Bitcoin and Ethereum.
2. Explain Nakamoto consensus.
3. Explain the Simplified Payment Verification protocol.
4. List and describe differences between proof-of-work and proof-of-stake consensus.
5. Evaluate security, privacy, and efficiency of a given blockchain system.

**M R C E T CAMPUS | AUTONOMOUS INSTITUTION - UGC, GOVT. OF INDIA**  
**IV Year B.Tech. CSE (CYS)- I Sem**

**L/T/P/C**  
**3/-/-/3**

**PROFESSIONAL ELECTIVES - V**  
**(R20A1263) IT SERVICE MANAGEMENT and AUTOMATION**

**Course Objectives**

This course will enable the students to:

1. Understand and explain the basic terminology and concepts of ITSM and its automation.
2. Understand and explain the functions, roles and processes for each of the phases of the Service Lifecycle.
3. Apply a service-oriented approach to business systems design and operations in order that an organization is more efficient and effective.
4. Understand, explain, analyze, and critique the concept of IT Service Management.
5. Students should be able to use automation tools like ServiceNow & PEGA.

**UNIT- I: IT Service Management:** Definition, The Service Part of ITSM, Term Service Components/Elements of a Service, common service models.

Nature of services, service strategy, new service development, technology in services and service quality

**UNIT- II: Service Design: Fundamentals and Principles**

**Service Design Processes:** Service Catalogue Management, Service Level Management, Capacity Management, Availability Management, IT Service Continuity Management, Information Security Management, Supplier Management.

**UNIT -III: Service Transition: Fundamentals and Principles**

**Service Transition Processes:** Transition planning and support, Change Management, Service Asset Configuration Management, Service and Deployment Management, Service Validation and Testing, Evaluation, Knowledge Management.

**UNIT- IV: ServiceNow Foundations:** Diving into the infrastructure Being in charge, Exploring Databases, building hierarchical tables Storing and Reference fields.

**UNIT -V: PEGA:** Introduction to Business Process Management (BPM) and BPM environment in PEGA PRPC (PEGA rules process commander) environment, PRPC Tool overview, PEGA designer studio overview, PEGA installation.

Case Study: Building new application in PEGA using Application Wizard Tool

**TEXT BOOKS /REFERENCES:**

1. Effective IT Service Management, To ITIL and Beyond! Rob Addy, Springer Publication
2. B. Fitzsimmons, James A., and Mona J. Fitzsimmons, Service Management: Operations, Strategy, and Information Technology, 6th Ed., Irwin/McGraw-Hill, 2007.

**COURSE OUTCOMES:**

After learning the concepts of this paper the student will be able to

1. Know the basic principles of Service Design and its fundamental.
2. Know the basic principles of Service Transition and its fundamental.
3. Students should also be prepared to sit for the IT Infrastructure Library (ITIL) Foundation certification exam
4. Acquire skills in Service Now automation tools, which helps them to automate IT Business Management (ITBM).
5. Understand the basic postulates of PEGA tool, is a Business Process Management tool (BPM).

**PROFESSIONAL ELECTIVE - V**  
**(R20A7305) COMPUTER VISION**

**COURSE OBJECTIVES**

1. To introduce various components of image processing techniques for computer vision.
2. To understand filters and computing Image Gradient.
3. To understand segmentation, model fitting and tracking
4. To impart knowledge about object registration and object matching
5. To implement various techniques available for object recognition.

**UNIT-I**

**IMAGE FORMATION:** Geometric Camera Models, Intrinsic and Extrinsic Parameters, Geometric Camera Calibration – Linear and Non – linear approach, Light and Shading - Inference from, Modeling Inter reflection, Human Color Perception.

**UNIT-II**

**EARLY VISION:** Linear Filters - Convolution, Fourier Transforms, Sampling and Aliasing, Filters as Templates, Correlation, Local Image Features - Computing the Image Gradient, Gradient-Based Edge Detectors, Orientations, Texture - Local Texture Representations Using Filters, Shape from Texture.

**UNIT-III**

**MID-LEVEL VISION:** Segmentation by Clustering - Basic Clustering Methods, The Watershed Algorithm, Segmentation Using K-means, Grouping and Model Fitting - Fitting Lines with the Hough Transform, Fitting Curved Structures, Tracking - Tracking by Detection, Tracking Translations by Matching, Tracking Linear Dynamical Models with Kalman Filters.

**UNIT-IV**

**HIGH-LEVEL VISION:** Registration, Registering Rigid and Deformable Objects, Smooth Surfaces and Their Outlines - Contour Geometry, Koenderink's Theorem, The Bitangent Ray Manifold, Object Matching using Interpretation Trees and Spin Images, Classification, Error, and Loss.

**UNIT-V**

**OBJECT DETECTION AND RECOGNITION:** Detecting Objects in Images - The Sliding Window Method, Face Detection, Detecting Humans, Boundaries and Deformable Objects, Object Recognition – Categorization, Selection, Applications – Tracking People, Activity Recognition.

**TEXT BOOKS:**

1. Forsyth, Jean Ponce David A. "Computer Vision: A Modern Approach", Second Edition, Pearson Education Limited 2015.
2. Szeliski, Richard, "Computer vision: algorithms and applications", Springer Science & Business Media, 2010.

**REFERENCE BOOKS:**

1. Hau, Chen Chi, "Handbook of pattern recognition and computer vision", World Scientific, Fifth Edition, 2015.
2. Muhammad Sarfraz, "Computer Vision and Image Processing in Intelligent Systems and Multimedia Technologies", IGI Global, 2014.
3. Theo Gevers, Arjan Gijsenij, Joost van de Weijer, Jan-Mark Geusebroek "Color in Computer Vision: Fundamentals and Applications", Wiley, 2012.
4. Kale, K. V, Mehrotra S.C, Manza. R.R., "Advances in Computer Vision and Information Technology", IK International Pvt Ltd, 2013.

**COURSE OUTCOMES:**

1. Understand various image formation models.
2. Extract shape, texture and edge based features.
3. Detect region of interest using image segmentation and object localization techniques.
4. Identify and recognize objects using image registration and classification.
5. Explore various case studies on vision based applications.

**M R C E T CAMPUS | AUTONOMOUS INSTITUTION - UGC, GOVT. OF INDIA**  
**IV Year B.Tech. CSE (CYS)- I Sem**

**L/T/P/C**  
**3/-/-/3**

**PROFESSIONAL ELECTIVE – V**  
**(R20A06210) DIGITAL FORENSICS**

**OBJECTIVES:**

1. Provides an in-depth study of the rapidly changing and fascinating field of computer forensics.
2. Combines both the technical expertise and the knowledge required to investigate, detect and prevent digital crimes.
3. Understand how to manage Evidence & Presentation
4. Knowledge on digital forensics legislations, digital crime, forensics processes and procedures, data acquisition and validation, e-discovery tools E-evidence collection and preservation, investigating operating systems and file systems, network forensics, art of steganography and mobile device forensics.
5. To gain knowledge on Mobile Forensics.

**UNIT - I**

Digital Forensics Science: Forensics science, computer forensics, and digital forensics. Computer Crime: Criminalistics as it relates to the investigative process, analysis of cyber-criminalistics area, holistic approach to cyber-forensics.

**UNIT - II**

Cyber Crime Scene Analysis: Discuss the various court orders etc., methods to search and seizure electronic evidence, retrieved and un-retrieved communications, Discuss the importance of understanding what court documents would be required for a criminal investigation.

**UNIT - III**

Evidence Management & Presentation: Create and manage shared folders using operating system, importance of the forensic mindset, define the workload of law enforcement, Explain what the normal case would look like, Define who should be notified of a crime, parts of gathering evidence, define and apply probable cause.

**UNIT - IV**

Computer Forensics: Prepare a case, Begin an investigation, Understand computer forensics workstations and software, Conduct an investigation, Complete a case, Critique a case. Network Forensics: open-source security tools for network forensic analysis, requirements for preservation of network data

**UNIT - V**

Mobile Forensics: mobile forensics techniques, mobile forensics tools. Legal Aspects of Digital Forensics: IT Act 2000, amendment of IT Act 2008. Recent trends in mobile forensic technique and methods to search and seizure electronic evidence

**TEXT BOOKS:**

1. B. Nelson, A. Phillips, and C. Steuart, Guide to Computer Forensics and Investigations, 4th Edition, Course Technology, 2010

**REFERENCE BOOKS:**

1. John Sammons, The Basics of Digital Forensics, 2nd Edition, Elsevier, 2014
2. John Vacca, Computer Forensics: Computer Crime Scene Investigation, 2nd Edition, Laxmi Publications, 2005.

**COURSE OUTCOMES:**

1. Understand relevant legislation and codes of ethics.
2. Investigate computer forensics and digital detective and various processes, policies and procedures data acquisition and validation, e-discovery tools.
3. Analyze E-discovery, guidelines and standards, E-evidence, tools and environment.
4. Apply the underlying principles of Email, web and network forensics to handle real life problems
5. Use IT Acts and apply mobile forensics techniques.

**M R C E T CAMPUS | AUTONOMOUS INSTITUTION - UGC, GOVT. OF INDIA**  
**IV Year B.Tech CSE (CYS) – I Sem**  
**L/T/P/C**  
**3 -/-/-3**

**PROFESSIONAL ELECTIVE - VI**  
**(R20A0520) CLOUD COMPUTING**

**OBJECTIVES:**

1. To understand the various distributed system models and evolving computing paradigms
2. To gain knowledge in virtualization of computer resources
3. To realize the reasons for migrating into cloud
4. To introduce the various levels of services that can be achieved by a cloud.
5. To describe the security aspects in cloud and the services offered by a cloud.

**UNIT-I:**

Systems Modeling :Distributed System Models and Enabling Technologies- Scalable Computing over the Internet- System Models for Distributed and Cloud Computing- Software Environments for Distributed Systems and Clouds- Performance, Security, and Energy Efficiency

**UNIT-II:**

Virtualization: Virtual Machines and Virtualization of Clusters and data centers- Implementation Levels of Virtualization -Virtualization Structures/Tools and Mechanisms-Virtualization of CPU, Memory, and I/O Devices-Virtual Clusters and data centers

**UNIT-III:**

Foundations: Introduction to Cloud Computing- Migrating into a Cloud-The Enterprise Cloud Computing Paradigm.

**UNIT-IV:**

Infrastructure as a Service (IAAS) & Platform (PAAS): Virtual machines provisioning and Migration services-On the Management of Virtual machines for Cloud Infrastructures- Aneka—Integration of Private and Public Clouds

**UNIT-V:**

Software as a Service ( SAAS) &Data Security in the Cloud:

Google App Engine – Centralizing Email Communications- Collaborating via Web-Based Communication Tools-An Introduction to the idea of Data Security- The Current State of Data Security in the Cloud- Cloud Computing and Data Security Risk- Cloud Computing and Identity.

**Text books:**

1. Distributed and Cloud Computing, Kaattwang Geoffrey C. Fox and Jack J Dongarra, Elsevier India 2012.
2. Mastering Cloud Computing- Raj Kumar Buyya, Christian Vecchiola and S. Tanuraiselvi, TMH, 2012.

**References:**

1. Michael Miller, Cloud Computing: Web-Based Applications That Change the Way You Work and Collaborate Online, Que Publishing, August 2008.

**OUTCOMES:**

1. To distinguish the different models and computing paradigms.
2. To explain the levels of virtualization and resources virtualization
3. To analyze the reasons for migrating into cloud
4. To effectively use the cloud services in terms of infrastructure and operating platforms.
5. To apply the services in the cloud for real world scenarios

**PROFESSIONAL ELECTIVE - VI**  
**(R20A7201) TEXT ANALYTICS****COURSE OBJECTIVES:**

1. Describe text extraction techniques.
2. Differentiate clustering and classification techniques on text.
3. Analyze visualization methodologies.
4. Illustrate about event detection methods and embedding semantics in models.
5. Compare feature extraction methods

**UNIT-I: TEXT EXTRACTION**

**Text Extraction:** Introduction, Rapid automatic keyword extraction: candidate keywords, keyword scores, adjoining keywords, extracted keywords, Benchmark evaluation: precision and recall, efficiency, stop list generation, Evaluation on new articles.

**UNIT-II: CLUSTERING**

**Clustering:** Multilingual document clustering: Multilingual LSA, Tucker1 method, PARAFAC2 method, LSA with term alignments, LMSA, LMSA with term alignments.

**UNIT-III: CLASSIFICATION**

**Classification:** Content-based spam email classification using machine-learning algorithms, Utilizing nonnegative matrix factorization for email classification problems, Constrained clustering with k- means type algorithms.

**UNIT-IV: ANOMALY AND TREND DETECTION**

**Anomaly and trend detection:** Text Visualization techniques such as tag clouds, authorship and change tracking, Data Exploration and the search for novel patterns, sentiment tracking, visual analytics and Future Lens, scenario discovery, adaptive threshold setting for novelty mining.

**UNIT-V: TEXT STREAMS**

**Text streams:** Introduction, Text streams, Feature extraction and data reduction, Event detection, Trend detection, Event and trend descriptions, Embedding semantics in LDA topic models: Introduction, vector space modeling, latent semantic analysis, probabilistic latent semantic analysis, Latent Dirichlet allocation, embedding external semantics from Wikipedia, data-driven semantic embedding.

**TEXT BOOKS:**

1. Michael W. Berry & Jacob Kogan, "Text Mining Applications and Theory", Wiley publications.
2. Aggarwal, Charu C., and ChengXiang Zhai, eds. mining text data. Springer Science & BusinessMedia, 2012.

**REFERENCE BOOKS:**

1. Miner, Gary, et al. Practical text mining and statistical analysis for non-structured text data applications. Academic Press, 2012.
2. Srivastava, Ashok N., and Mehran Sahami. Text mining: Classification, clustering, and applications. Chapman and Hall/CRC, 2009.
3. Buitelaar, Paul, Philipp Cimiano, and Bernardo Magnini, eds. Ontology learning from text: methods, evaluation and applications. Vol. 123. IOS press, 2005.

**COURSE OUTCOMES:**

Upon completion of this course, the students will be able to:

1. Design text extraction techniques.
2. Design clustering techniques for text.
3. Design classification techniques for text
4. Practice visualization methodologies using tools.
5. Practice feature extraction using tools

**M R C E T CAMPUS | AUTONOMOUS INSTITUTION - UGC, GOVT. OF INDIA**  
**IV Year B.Tech. CSE(CYS)- I Sem**

**L/T/P/C**  
**3/-/-/3**

**PROFESSIONAL ELECTIVE - VI**  
**(R20A6213) ETHICAL HACKING**

**Course Objectives:**

1. To understand and analyses Information security threats & countermeasures.
2. To perform security auditing & testing.
3. To understand issues relating to ethical hacking.
4. To study & employ network defense measures.
5. To understand penetration and security testing issues in wireless networks.

**UNIT - I**

**ETHICAL HACKING OVERVIEW & VULNERABILITIES**

Understanding the importance of security, Concept of ethical hacking and essential Terminologies-Threat, Attack, Vulnerabilities, Target of Evaluation, Exploit, Phases involved in hacking

**UNIT - II**

**FOOTPRINTING & PORT SCANNING**

Footprinting - Introduction to foot printing, Understanding the information gathering methodology of the hackers, Tools used for the reconnaissance phase. Port Scanning - Introduction, using port scanning tools, ping sweeps, Scripting Enumeration-Introduction, Enumerating windows OS & Linux OS

**UNIT - III**

**SYSTEM HACKING**

Aspect of remote password guessing, Role of eavesdropping ,Various methods of password cracking, Keystroke Loggers, Understanding Sniffers ,Comprehending Active and Passive Sniffing, ARP Spoofing and Redirection, DNS and IP Sniffing, HTTPS Sniffing.

**UNIT - IV**

**HACKING WEB SERVICES & SESSION HIJACKING**

Web application vulnerabilities, application coding errors, SQL injection into Back-end Databases, cross-site scripting, cross-site request forging, authentication bypass, web services and related flaws, protective http headers Understanding Session Hijacking, Phases involved in Session Hijacking, Types of Session Hijacking, Session Hijacking Tools

**UNIT - V**

**HACKING WIRELESS NETWORKS**

Introduction to 802.11, Role of WEP, Cracking WEP Keys, Sniffing Traffic, Wireless DOS attacks, WLAN Scanners, WLAN Sniffers, Hacking Tools, Securing Wireless Networks.

**REFERENCES:**

1. Kimberly Graves, "Certified Ethical Hacker", Wiley India Pvt Ltd, 2010
2. Michael T. Simpson, "Hands-on Ethical Hacking & Network Defense", Course Technology, 2010
3. Rajat Khare, "Network Security and Ethical Hacking", Luniver Press, 2006
4. Ramachandran V, BackTrack 5 Wireless Penetration Testing Beginner's Guide (3rd ed.). Packt Publishing, 2011
5. Thomas Mathew, "Ethical Hacking", OSB publishers, 2003

**Course Outcomes:**

1. Students will be able to understand and analyses Information security threats & countermeasures.
2. Students will be able to perform security auditing & testing.
3. Students will be able to understand issues relating to ethical hacking.
4. Students will be able to study & employ network defense measures.
5. Students will be able to understand penetration and security testing issues in wireless networks

**M R C E T CAMPUS | AUTONOMOUS INSTITUTION - UGC, GOVT. OF INDIA**  
**IV Year B.Tech. CSE (CYS)- I Sem**

**L/T/P/C**  
**-/-/3/1.5**

<b>(R20A0591) BLOCK CHAIN TECHNOLOGY LAB</b>
--

**COURSE OBJECTIVES**

By the end of the course, students will be able to

1. Understand how blockchain systems (mainly Bitcoin and Ethereum) work, to securely interact with them,
2. Design, build, and deploy smart contracts and distributed applications.
3. Design how to create wallet and send cryptocurrency
4. Design how to create smart contract
5. Design mining puzzles.

**LIST OF EXPERIMENTS**

**Week 1.** Creating wallets and sending cryptocurrency

**Week 2.** Create your own cryptocurrency

**Week 3.** Create Toy application using Blockchain

**Week 4.** Create Mining puzzles

**Week 5.** Create Smart Contract Construction

**COURSE OUTCOMES:**

Students will be able to:

1. Student should be able to create wallets and cryptocurrency
2. Student able to create smart contract and applications
3. Student should be able to create mining puzzles
4. Students should able create smart contract
5. Students should able create blockchain applications

**M R C E T CAMPUS | AUTONOMOUS INSTITUTION - UGC, GOVT. OF INDIA**  
**IV Year B.Tech. CSE(CYS)- I Sem**

**L/T/P/C**  
**-/-/3/1.5**

**(R20A0592) BIG DATA ANALYTICS LAB**

**COURSE OBJECTIVES:**

The course should enable the students to

- Understand the installation and configuration procedure for Hadoop and HDLC
- Students should be able to understand tools and techniques MapReduce tools
- Students should be able to understand and run the Hive tools.
- Students will gain and understand the Hive buckets partitioning
- To understand the tools and techniques in Pig and Hive tables

**LIST OF EXPERIMENTS :**

- WEEK 1:** Install, configure and run Hadoop and HDFS
- WEEK 2:** Implement word count / frequency programs using MapReduce
- WEEK 3:** Implement an MR program that processes a weather dataset
- WEEK 4:** Develop and run a word count program using Apache spark
- WEEK 5:** Design and Implement the following Mapreduce programs  
a) Writing mapper programs b) Writing reducer programs
- WEEK 6:** Execute WordCount Program in Hive [Hands On]
- WEEK 7:** Develop and execute the Partitions and Buckets partitioning program in Hive.
- WEEK 8:** Develop and execute the Hive Tables (Managed Tables and External Tables)
- WEEK 9:** Design and Implement the following Hive Tables (Static and Dynamic Tables)  
a) Importing Data. b) Querying Data.
- WEEK 10:** Pig Queries [Hands-on]

**COURSE OUTCOMES:**

The student should be able to

1. Improve the Knowledge of Hadoop and HDLC file system tools.
2. Identify problems, and explain, analyze, and evaluate various MapReduce Programs.
3. Choose the appropriate Hive technologies, algorithms, and approaches for the related issues.
4. Understand the important of Hive internal and external tables and Implementation.
5. Display new ideas and innovations in Hive and Pig.

**BACHELOR OF TECHNOLOGY (B.Tech)**

# **CYBER SECURITY**

**COURSE STRUCTURE &  
SYLLABUS (R20)**

**(Batches admitted from the academic year 2020 - 2021)**

**B.Tech  
IV Year – II - Semester**

**M R C E T CAMPUS | AUTONOMOUS INSTITUTION - UGC, GOVT. OF INDIA**  
**IV Year B.Tech. CSE (CYS)- II Sem**

**L/T/P/C**

**3/1/0/4**

**(R20A0337) INNOVATION, STARTUPS AND ENTREPRENEURSHIP**

**COURSE OBJECTIVES:**

1. To understand the concept of innovation, new product development
2. To know the startup opportunities and startup equation
3. To understand new venture creation opportunities, its resources, and Requirements
4. To understand the Entrepreneurial Mindset and new trends in entrepreneurship
5. To understand the strategic perspectives in entrepreneurship

**UNIT-I**

**Innovation Management:** Concept of Innovation- Levels of Innovation- Incremental Vs Radical Innovation-Inbound and Outbound Ideation- Open and Other Innovative Ideation Methods-Theories of outsourcing New Product Development: Transaction Cost, Resource Based, Resource Dependence, Knowledge Based Theories.

**UNIT-II**

**Startup opportunities:** The New Industrial Revolution – The Big Idea- Generate Ideas with Brainstorming Business Startup - Ideation- Venture Choices - The Rise of The startup Economy -The Six Forces of Change- The Startup Equation

**UNIT-III**

**Startup Capital Requirements and Legal Environment:** Identifying Startup capital Resource Requirements - estimating Startup cash requirements - Develop financial assumptions- Constructing a Process Map - Positioning the venture in the value chain - Launch strategy to reduce risks- Startup financing metrics – **Business plan**-The Legal Environment- Approval for New Ventures- Taxes or duties payable for new ventures.

**UNIT-IV**

**Understanding Entrepreneurial Mindset-** The revolution impact of entrepreneurship- The evolution of entrepreneurship - Functions of Entrepreneurs – types of entrepreneurs -Approaches to entrepreneurship- Process approach- Role of entrepreneurship in economic development- Twenty first century trends in entrepreneurship.

**UNIT-V**

**Strategic perspectives in entrepreneurship** - Strategic planning - Strategic actions strategic positioning- Business stabilization - Building the adaptive firms - Understanding the growth stage – Internal growth strategies and external growth strategies, Unique managerial concern of growing ventures. Initiatives by the Government of India to promote entrepreneurship, Social and women entrepreneurship.

**TEXT BOOKS:**

**REFERENCE BOOKS**

1. Kathleen R Allen, Launching New Ventures, An Entrepreneurial Approach, Cengage Learning, 2016 Anjan Raichaudhuri, Managing New Ventures Concepts and Cases, Prentice Hall International, 2010.
2. Innovation Management, C.S.G. Krishnamacharyulu, R. Lalitha, Himalaya Publishing House, 2010.
3. S. R. Bhowmik & M. Bhowmik, Entrepreneurship, New Age International, 2007.
4. Stuart Read, Effectual Entrepreneurship, Routledge, 2013
5. Rajeev Roy, Entrepreneurship, 2e, Oxford publications, 2012.
6. Nandan .H, Fundamentals of Entrepreneurship, PHI, 2013

**COURSE OUTCOMES:**

- Students will be able to understand the concept of innovation and new product development;
- Startup opportunities and startup equation;
- New venture creation opportunities, its resources, and Requirements;
- The Entrepreneurial Mindset and new trends in entrepreneurship;
- Strategic perspectives in entrepreneurship.